



US00D477645S

(12) **United States Design Patent**  
**Vito**

(10) **Patent No.:** **US D477,645 S**

(45) **Date of Patent:** **\*\* Jul. 22, 2003**

(54) **TUBULAR GRIP FOR A RACQUET**

5,759,113 A 6/1998 Lai et al.

5,772,524 A 6/1998 Huang

(76) Inventor: **Robert A. Vito**, 1434 Sugartown Rd.,  
Berwyn, PA (US) 19312

D401,635 S \* 11/1998 Davis et al. .... D21/729

5,944,617 A 8/1999 Falone et al.

(\*\*) Term: **14 Years**

D458,323 S \* 6/2002 Pullaro ..... D21/729

\* cited by examiner

(21) Appl. No.: **29/174,947**

*Primary Examiner*—Mitchell Siegel

(22) Filed: **Jan. 28, 2003**

(74) *Attorney, Agent, or Firm*—Volpe and Koenig, P.C.

**Related U.S. Application Data**

(57) **CLAIM**

(62) Division of application No. 29/162,159, filed on Jun. 11,  
2002.

The ornamental design for a tubular grip for a racquet, as  
shown and described.

(51) **LOC (7) Cl.** ..... **21-03**

**DESCRIPTION**

(52) **U.S. Cl.** ..... **D21/756**

FIG. 1 is a perspective view of a preferred embodiment of a  
tubular grip according to my new design;

(58) **Field of Search** ..... D21/729, 730,  
D21/756; 473/538, 516, 521, 524, 549–552

FIG. 2 is a front elevational view of the tubular grip of FIG.  
1;

(56) **References Cited**

FIG. 3 is a rear elevational view of the tubular grip of FIG.  
1;

**U.S. PATENT DOCUMENTS**

- 55,994 A 12/1901 Kwitek
- 1,701,856 A 2/1929 Kraeuter
- 458,367 A 6/1935 Dunlop Rubber Co. et al.
- D245,443 S \* 8/1977 Sweet ..... D21/756
- D262,983 S \* 2/1982 Howe ..... D21/730
- 4,961,572 A \* 10/1990 Badillo et al. .... 473/538
- 4,983,242 A 1/1991 Reed
- D315,585 S \* 3/1991 Kuebler ..... D21/730
- 5,524,885 A 6/1996 Heo
- D380,244 S \* 6/1997 Naumoff ..... D21/756

FIG. 4 is a right side elevational view of the tubular grip of  
FIG. 1;

FIG. 5 is a left side elevational view of the tubular grip of  
FIG. 1;

FIG. 6 is a top plan view of the tubular grip of FIG. 1; and,  
FIG. 7 is a bottom plan view of the tubular grip of FIG. 1.

The broken lines in FIGS. 1–7 represent environment and  
are for illustrative purposes only and do not constitute part  
of the claimed design.

**1 Claim, 2 Drawing Sheets**

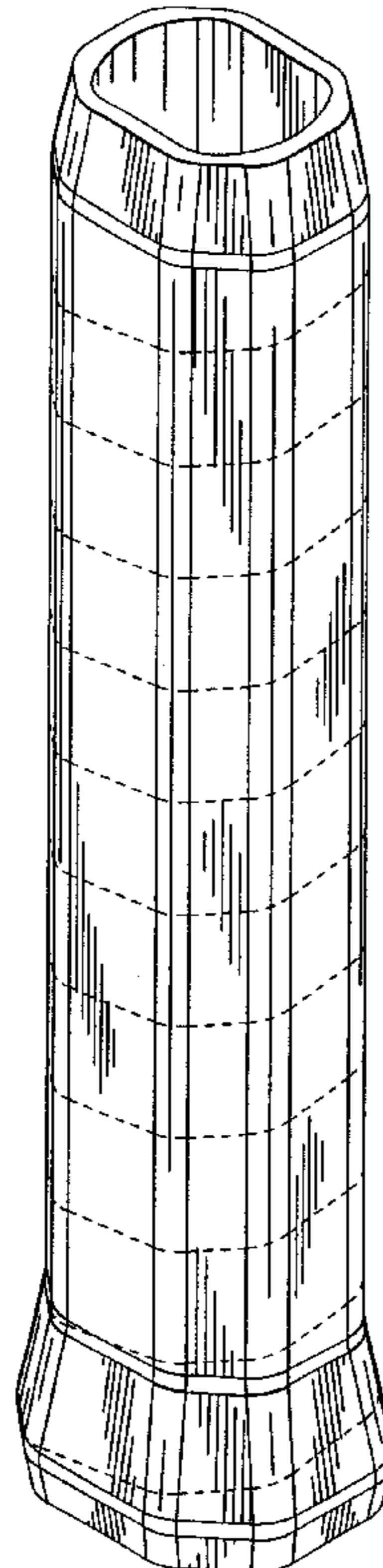


FIG. 1

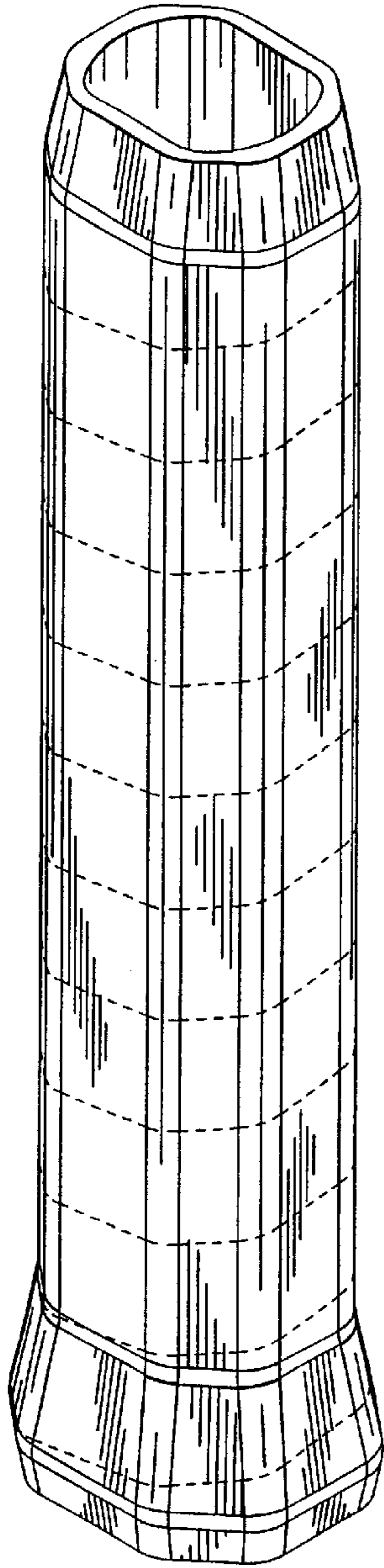


FIG. 2

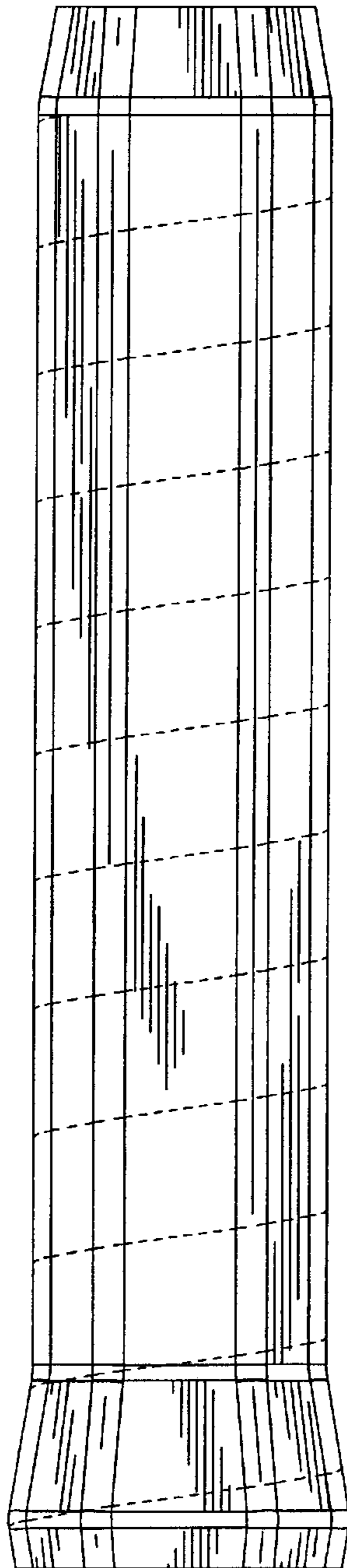
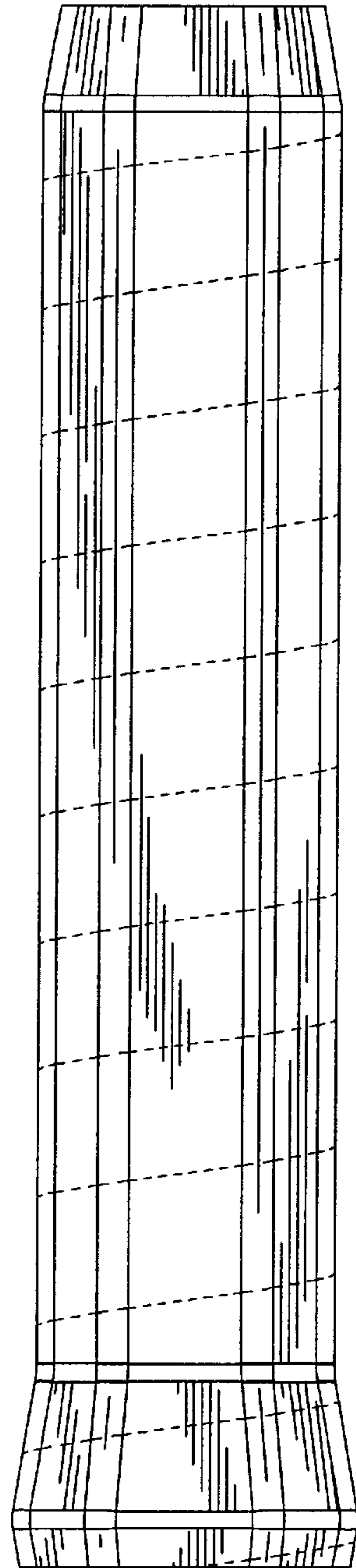
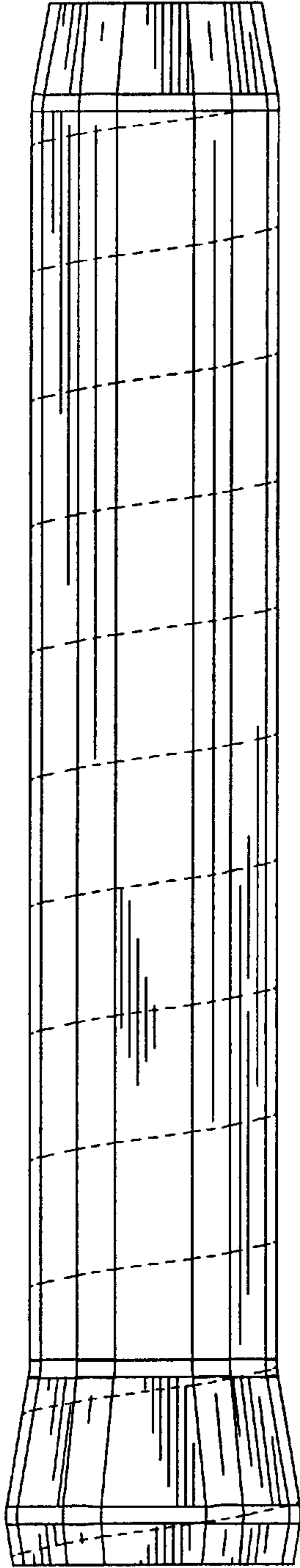


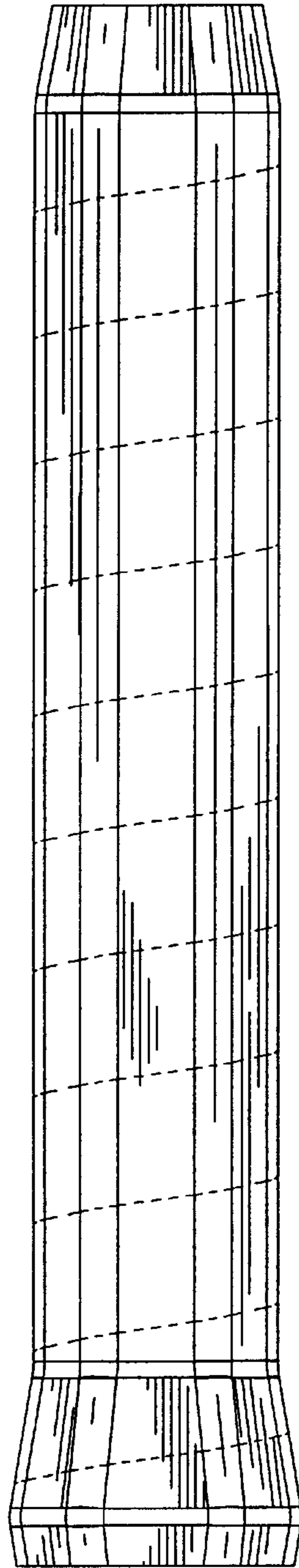
FIG. 3



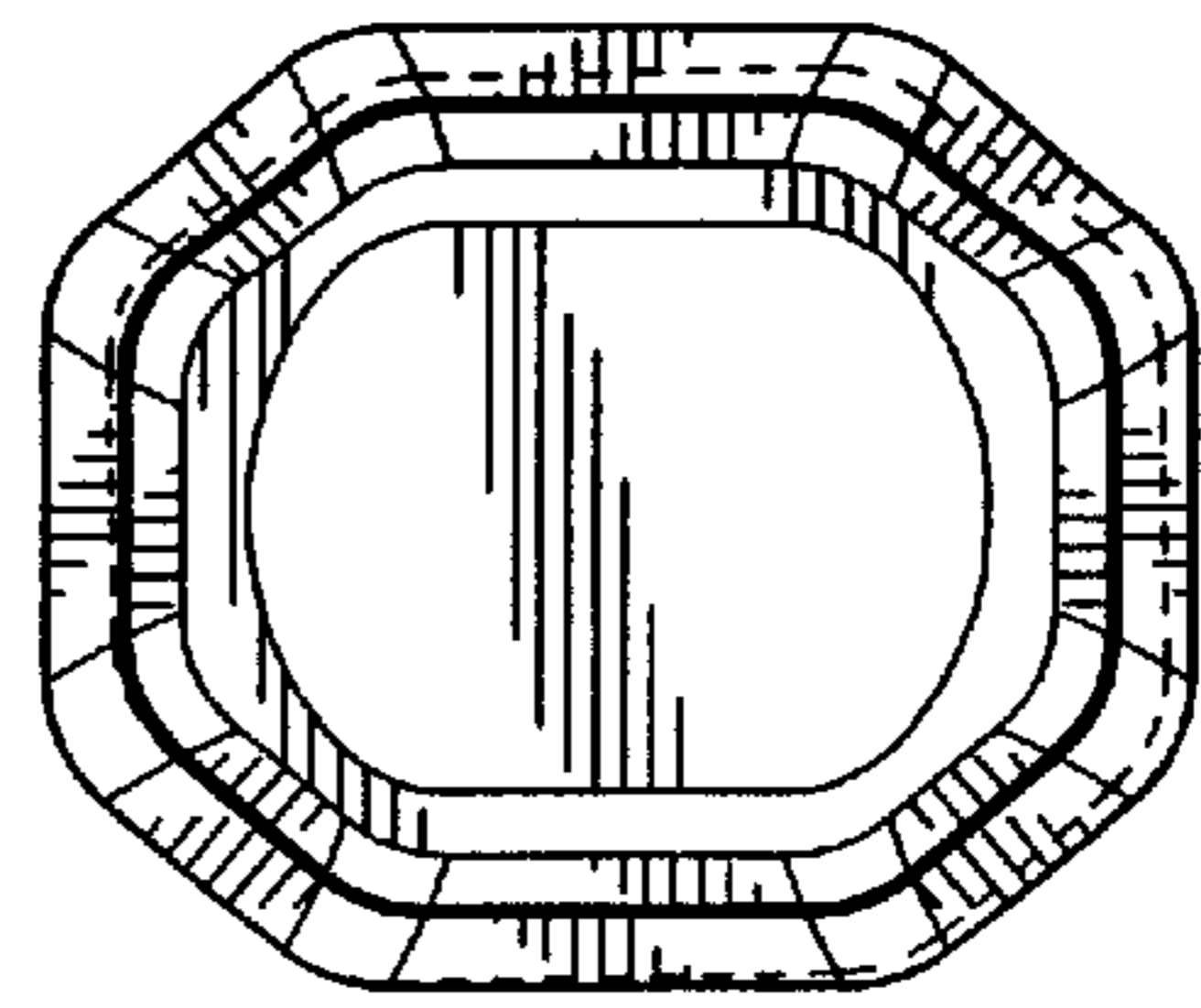
**FIG. 4**



**FIG. 5**



**FIG. 6**



**FIG. 7**

