



US00D477629S

(12) **United States Design Patent**
Hattori et al.

(10) **Patent No.:** **US D477,629 S**

(45) **Date of Patent:** **** Jul. 22, 2003**

(54) **TAPE PRINTING MACHINE**

(75) Inventors: **Satoru Hattori**, Nagoya (JP);
Syuichiro Shimoki, Chiryu (JP)

(73) Assignee: **Brother Industries, Ltd.**, Nagoya (JP)

(**) Term: **14 Years**

(21) Appl. No.: **29/166,294**

(22) Filed: **Aug. 26, 2002**

(30) **Foreign Application Priority Data**

Mar. 28, 2002 (JP) 2002-008240

(51) **LOC (7) Cl.** **18-02**

(52) **U.S. Cl.** **D18/19**

(58) **Field of Search** D18/36-39, 19,
D18/50, 52, 53-55, 56, 57; 156/384; 101/93.4,
269; 400/613, 613.4, 691-694, 690.17,
690.4; D14/315-324; D19/90

(56) **References Cited**

U.S. PATENT DOCUMENTS

D332,462 S * 1/1993 Takahashi D18/19
D344,752 S * 3/1994 Watanabe et al. D18/52
D356,817 S * 3/1995 Onumata et al. D18/19

5,401,352 A * 3/1995 Matsushita et al. 156/384
D363,082 S * 10/1995 Watanabe et al. D18/19
D373,785 S * 9/1996 Watanabe et al. D18/19
D398,629 S * 9/1998 Nakamura et al. D18/19
D410,674 S * 6/1999 Tanaka et al. D18/19
D424,606 S * 5/2000 Yatabe D18/19
D444,494 S * 7/2001 Shimoki et al. D18/19
6,302,603 B1 * 10/2001 Akaiwa et al. 400/613
D457,912 S * 5/2002 Shigemura et al. D18/19

* cited by examiner

Primary Examiner—Charles A Rademaker

(74) *Attorney, Agent, or Firm*—Oliff & Berridge, PLC


(57) **CLAIM**

The ornamental design for a tape printing machine, as shown and described.

DESCRIPTION

FIG. 1 is a perspective view of a tape printing machine;
FIG. 2 is a top view thereof;
FIG. 3 is a bottom view thereof;
FIG. 4 is a front view thereof;
FIG. 5 is a rear view thereof;
FIG. 6 is a left-side view thereof; and,
FIG. 7 is a right-side view thereof.

1 Claim, 4 Drawing Sheets






Fig. 1




Fig. 2

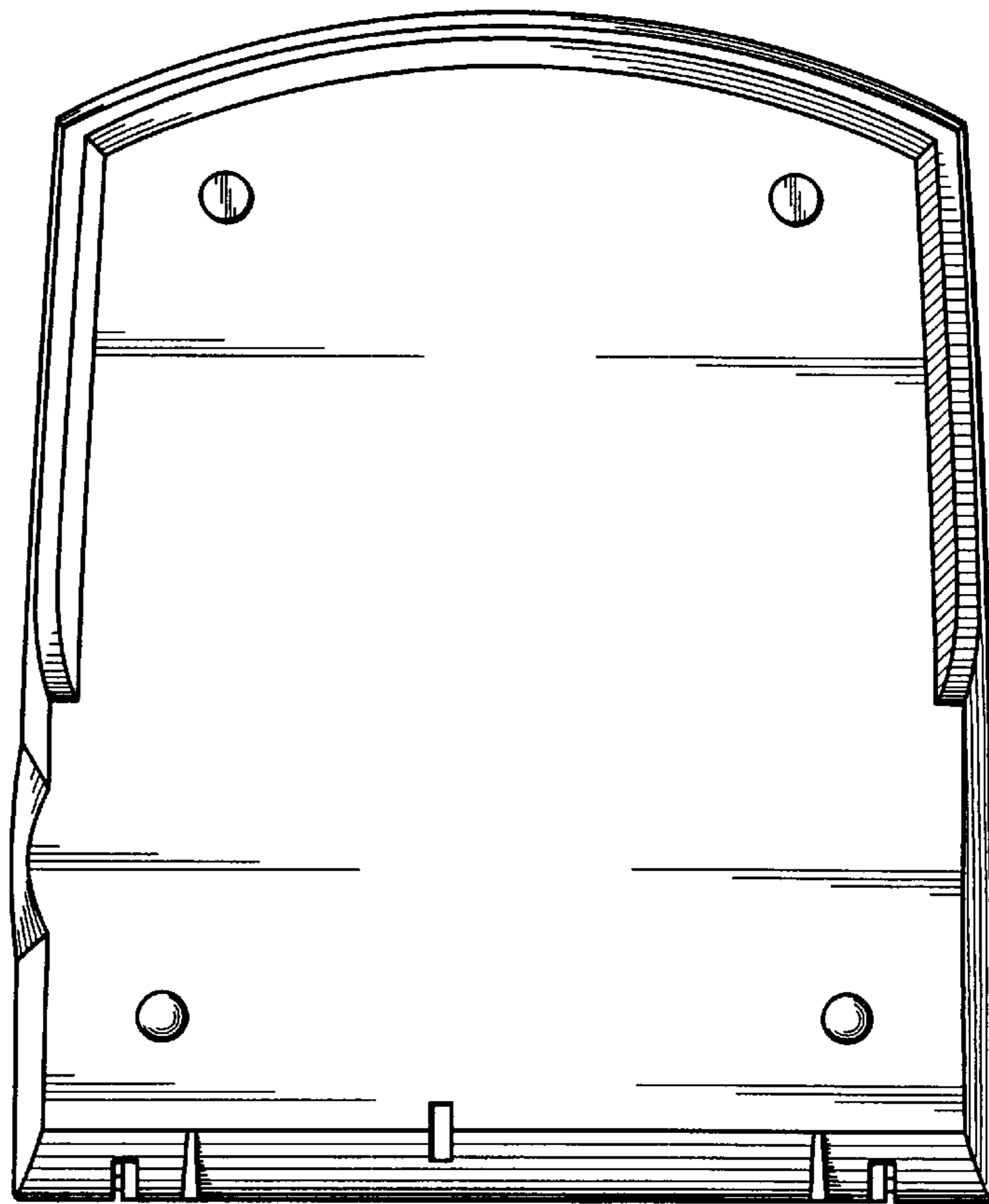


Fig. 3




Fig. 4

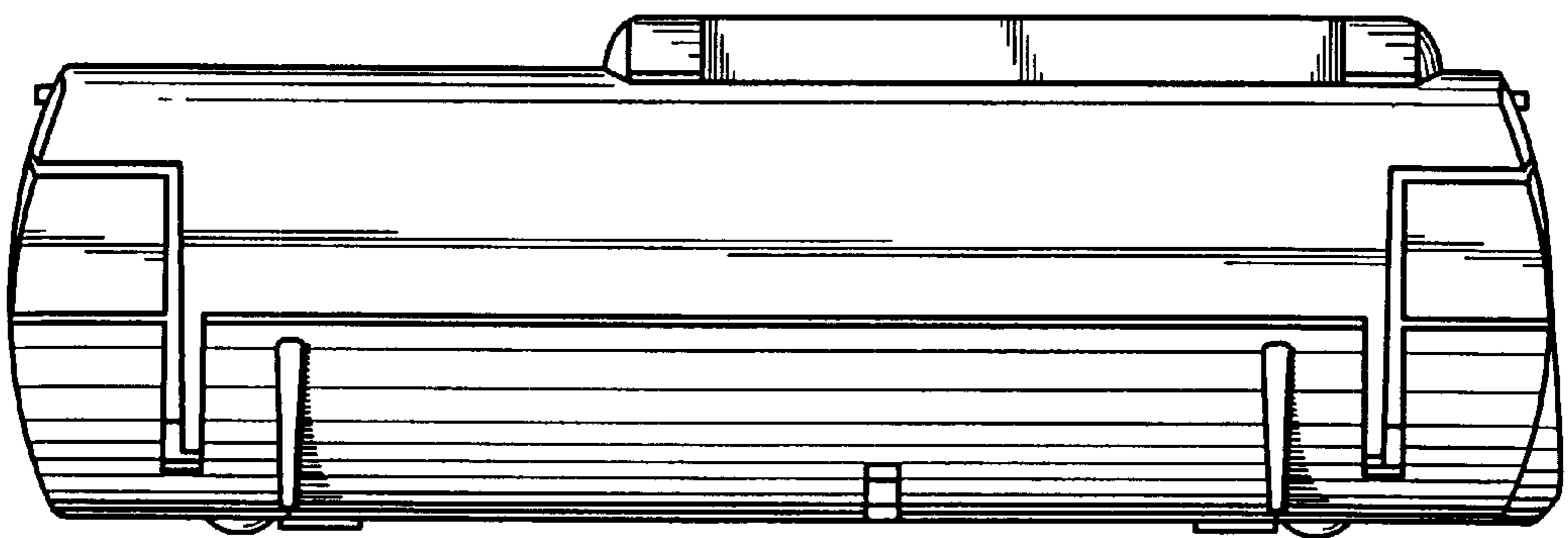


Fig. 5

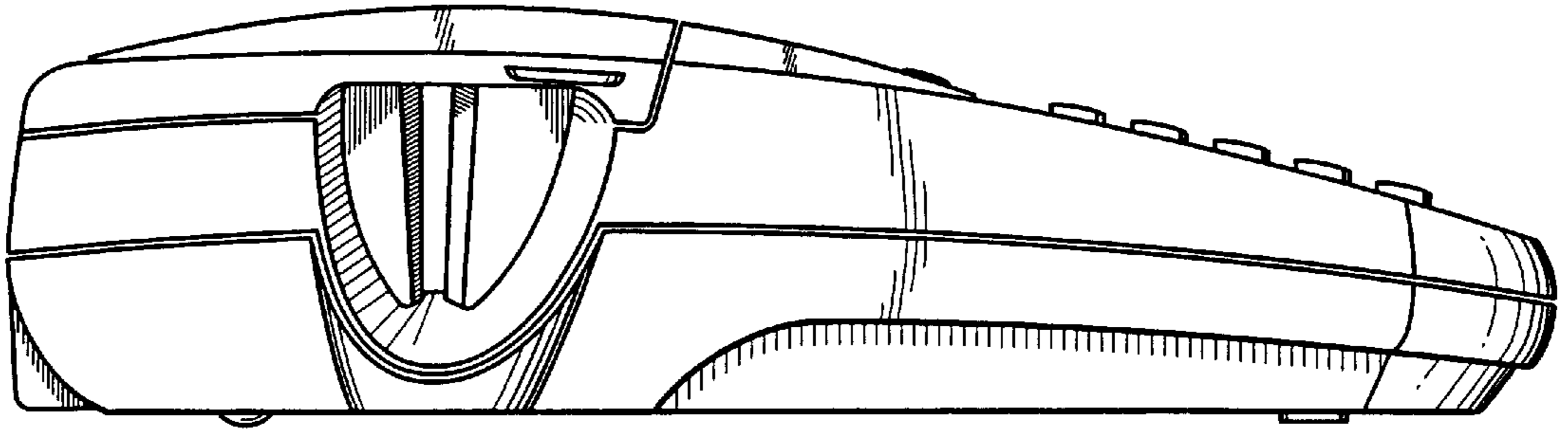


Fig. 6

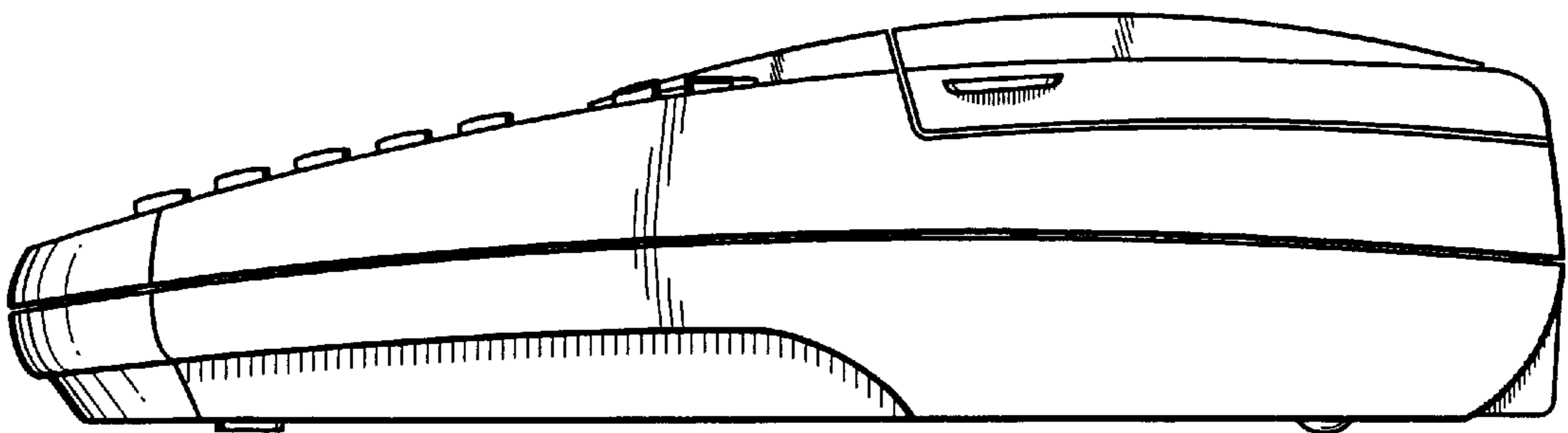


Fig. 7