



US00D477613S

(12) **United States Design Patent**  
**Yu et al.**

(10) **Patent No.:** **US D477,613 S**

(45) **Date of Patent:** **\*\* Jul. 22, 2003**

(54) **REFRIGERATOR**

(75) Inventors: **Seon Il Yu**, Gyunggi-do (KR); **Hyung Geol Park**, Seoul (KR)

(73) Assignee: **LG Electronics Inc.**, Seoul (KR)

(\*\*) Term: **14 Years**

(21) Appl. No.: **29/160,427**

(22) Filed: **May 13, 2002**

(30) **Foreign Application Priority Data**

Dec. 20, 2001 (KR) ..... 2001-35854

(51) **LOC (7) Cl.** ..... **15-07**

(52) **U.S. Cl.** ..... **D15/83**

(58) **Field of Search** ..... D15/79-91; 62/346,  
62/348, 375, 440, 441, 449; 312/114, 116,  
138.1, 401, 403, 404, 236, 238.1

(56) **References Cited**

**U.S. PATENT DOCUMENTS**

5,915,805 A \* 6/1999 Lee ..... 312/405  
D442,188 S \* 5/2001 Kim ..... D15/87

D452,515 S \* 12/2001 Kim et al. .... D15/87  
D467,597 S \* 12/2002 Min et al. .... D15/85  
D467,598 S \* 12/2002 Park et al. .... D15/85

\* cited by examiner

*Primary Examiner*—Mitchell Siegel

(74) *Attorney, Agent, or Firm*—Birch, Stewart, Kolasch & Birch, LLP

(57) **CLAIM**

The ornamental design for a refrigerator, as shown and described.

**DESCRIPTION**

FIG. 1 is a perspective view of a refrigerator showing the new design:

FIG. 2 is a front view thereof;

FIG. 3 is a rear view thereof;

FIG. 4 is a left-side view thereof;

FIG. 5 is a right-side view thereof;

FIG. 6 is a top plan view thereof; and,

FIG. 7 is a bottom plan view thereof.

**1 Claim, 4 Drawing Sheets**

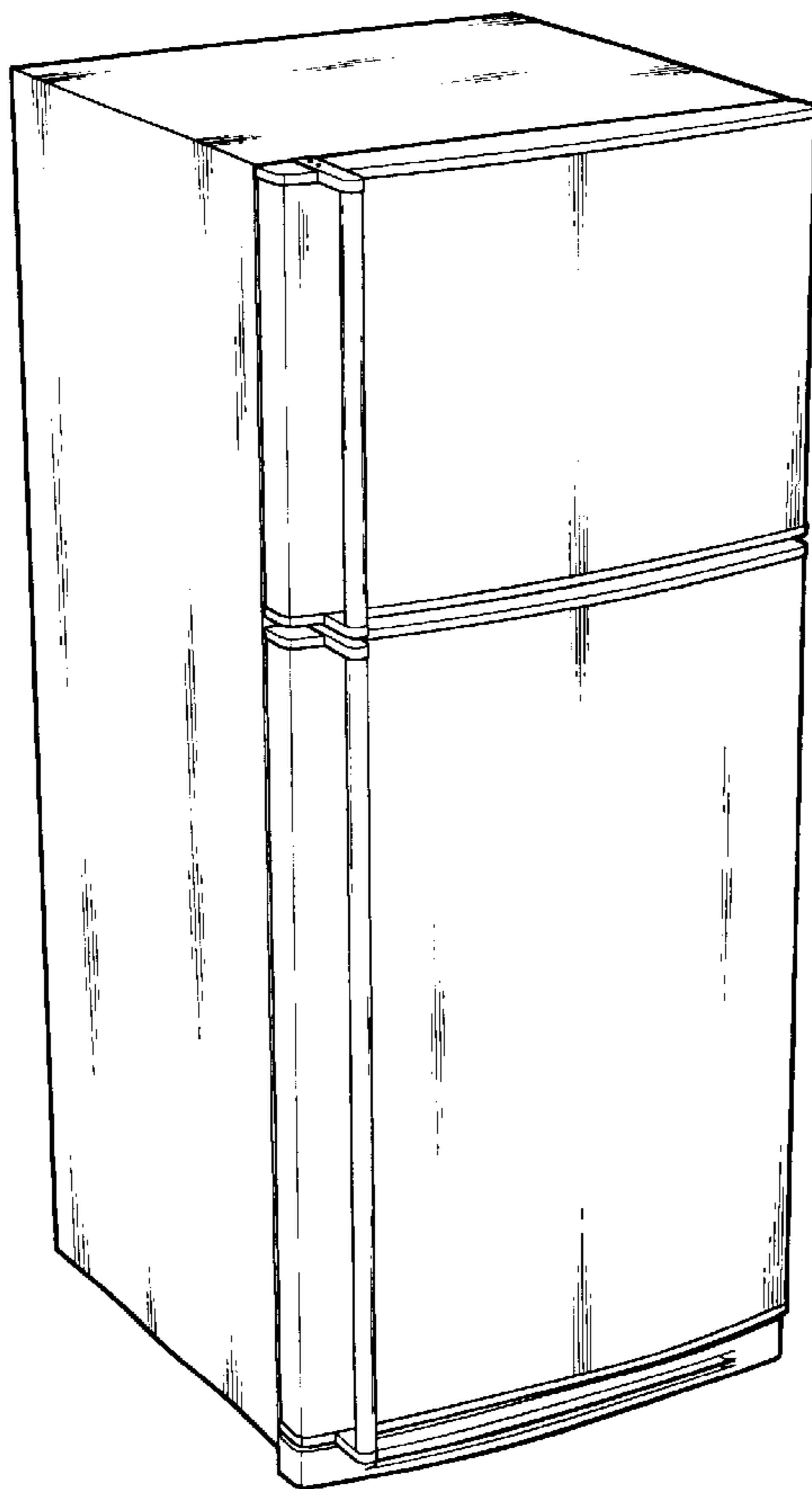


FIG. 1




FIG. 2

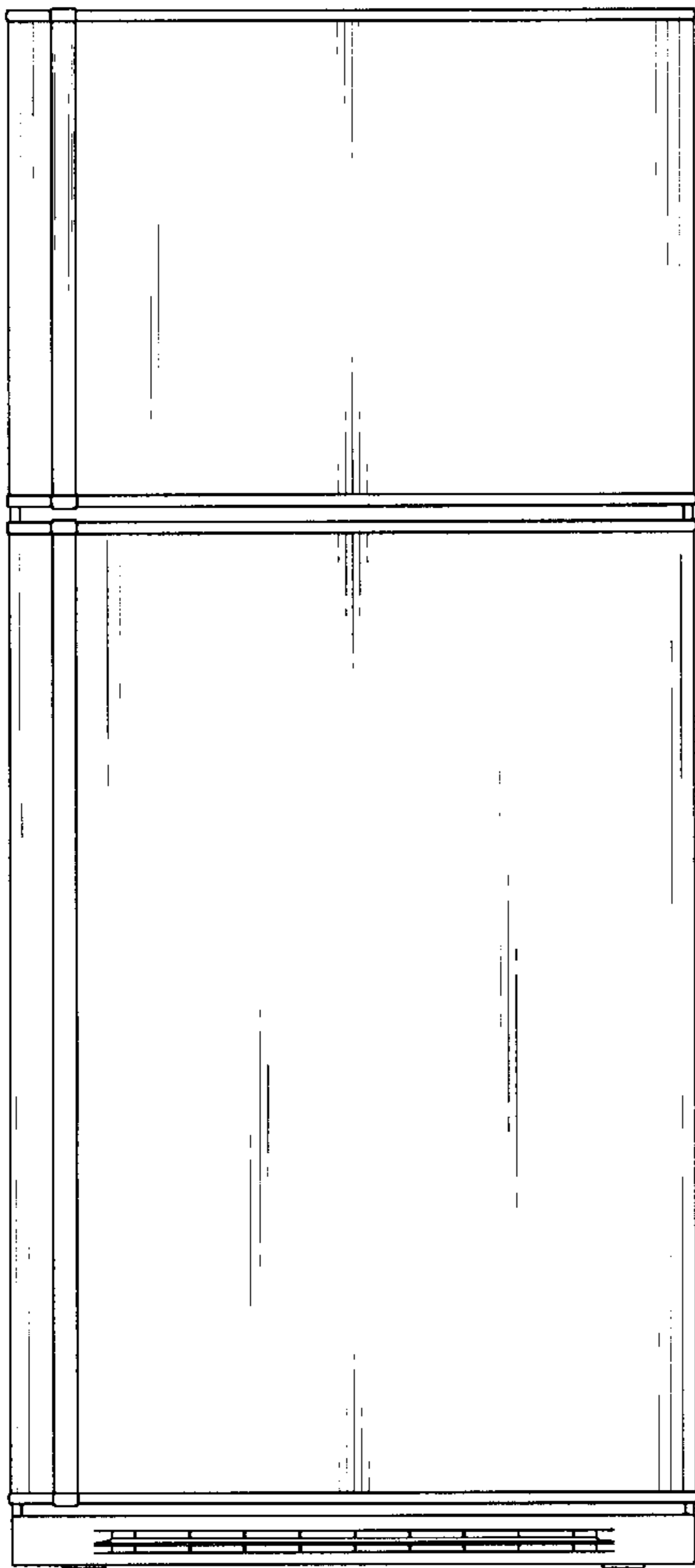


FIG. 3




FIG. 4



FIG. 5

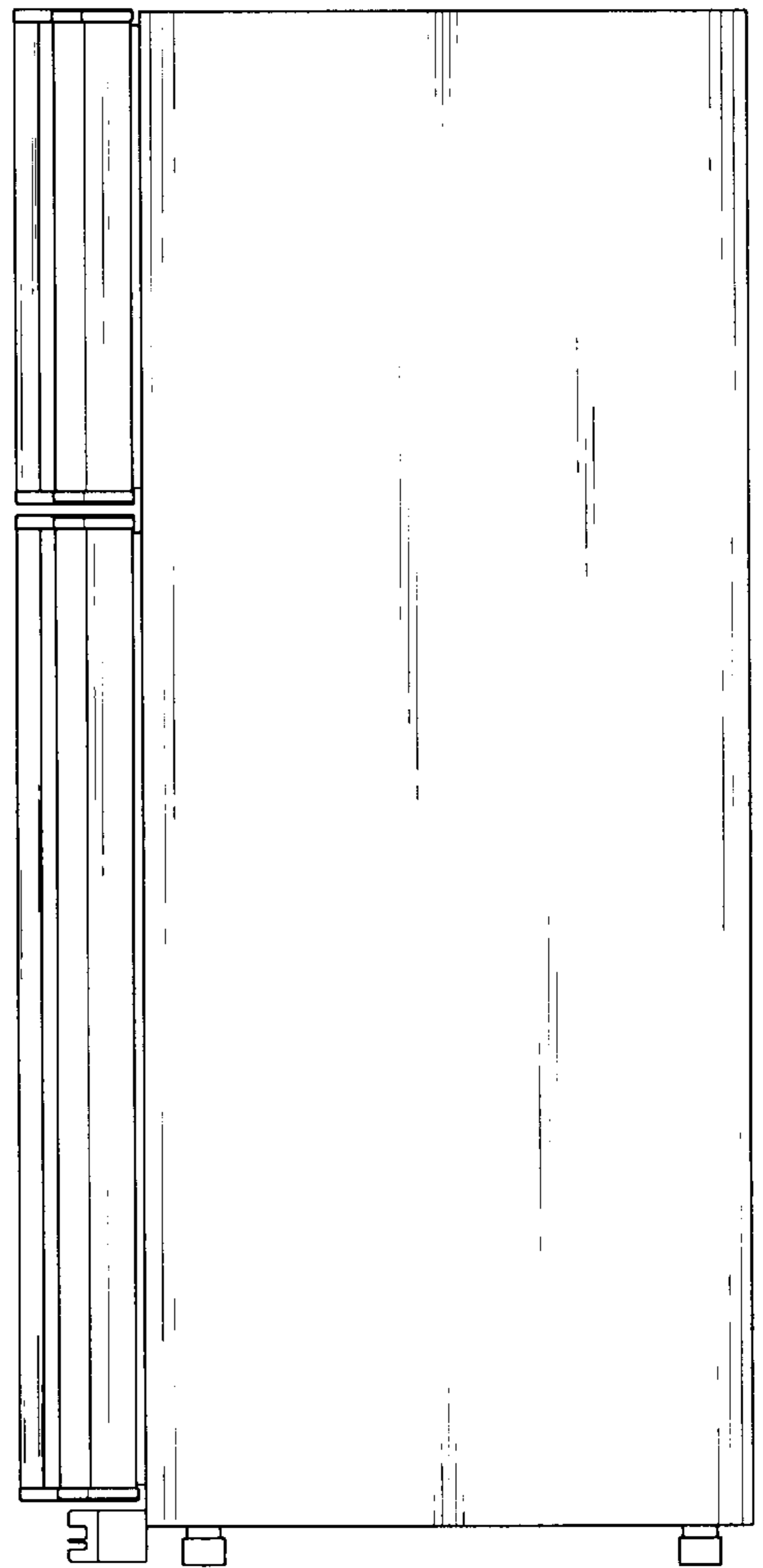


FIG. 6

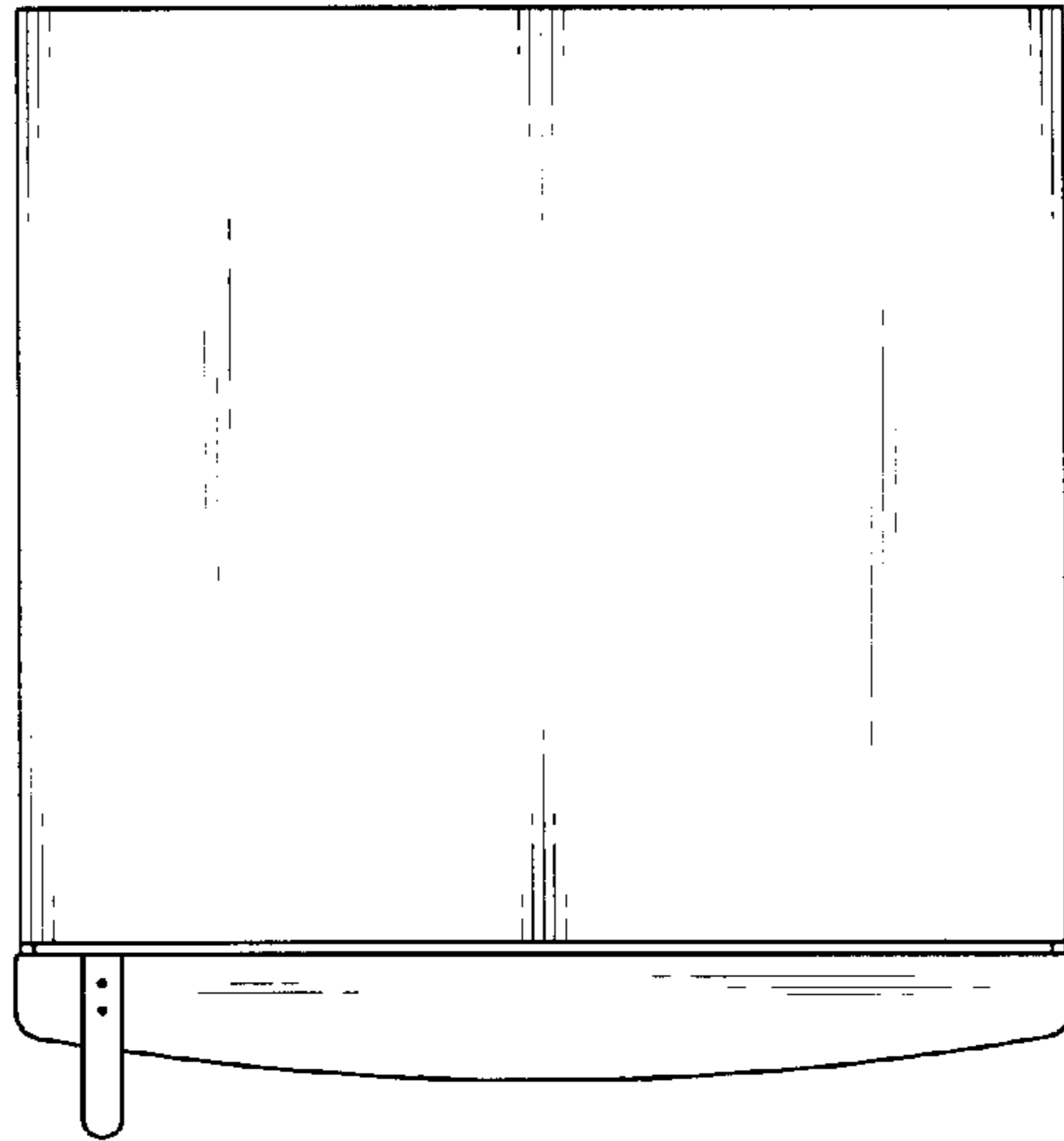


FIG. 7

