



US00D477611S

(12) **United States Design Patent**
Svanson et al.

(10) **Patent No.:** **US D477,611 S**

(45) **Date of Patent:** **** Jul. 22, 2003**

(54) **CLOVERLEAF BUTTON ON PROPULSION HANDLE APPARATUS**

5,596,894 A * 1/1997 Lee 70/201
D463,457 S * 9/2002 Nagatsuka D15/28

(75) Inventors: **Diane E. Svanson**, Lake Zurich, IL (US); **Thomas L. Howard**, Chicago, IL (US); **Russell E. Cederberg**, Plainfield, IL (US); **David Blomme**, LaGrange, IL (US); **John F. Link**, Calumet City, IL (US)

* cited by examiner

Primary Examiner—Mitchell Siegel
(74) *Attorney, Agent, or Firm*—Rebecca Henkel

(73) Assignee: **Case, LLC**, Racine, WI (US)

(**) Term: **14 Years**

(57) **CLAIM**

The ornamental design for a cloverleaf button on propulsion handle apparatus, as shown and described.

(21) Appl. No.: **29/163,612**

DESCRIPTION

(22) Filed: **Jul. 9, 2002**

(51) **LOC (7) Cl.** **15-03**

(52) **U.S. Cl.** **D15/28**

(58) **Field of Search** D15/28, 30, 10;
74/491, 519, 523; 56/13.3, 202, 255, 320.2;
70/201, 181, 247

FIG. 1 is a perspective view of a cloverleaf button on propulsion handle apparatus incorporating our new design, viewed from upper right;

FIG. 2 is a top plan view thereof; and,

FIG. 3 is a section view taken from FIG. 2 on line 3—3 (enlarged section to show clarity).

(56) **References Cited**

U.S. PATENT DOCUMENTS

D365,576 S * 12/1995 Butkovich et al. D15/29

1 Claim, 2 Drawing Sheets

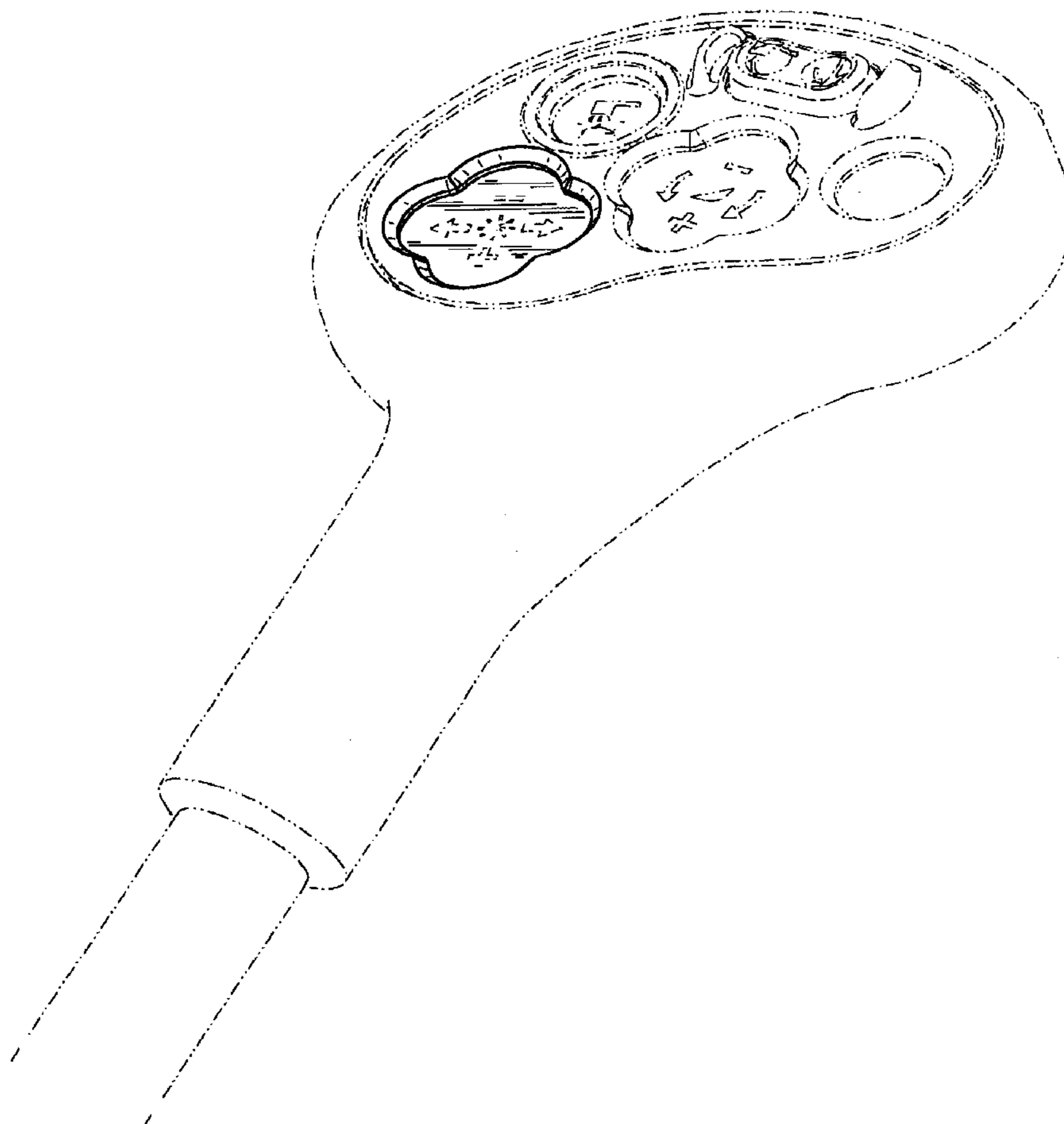
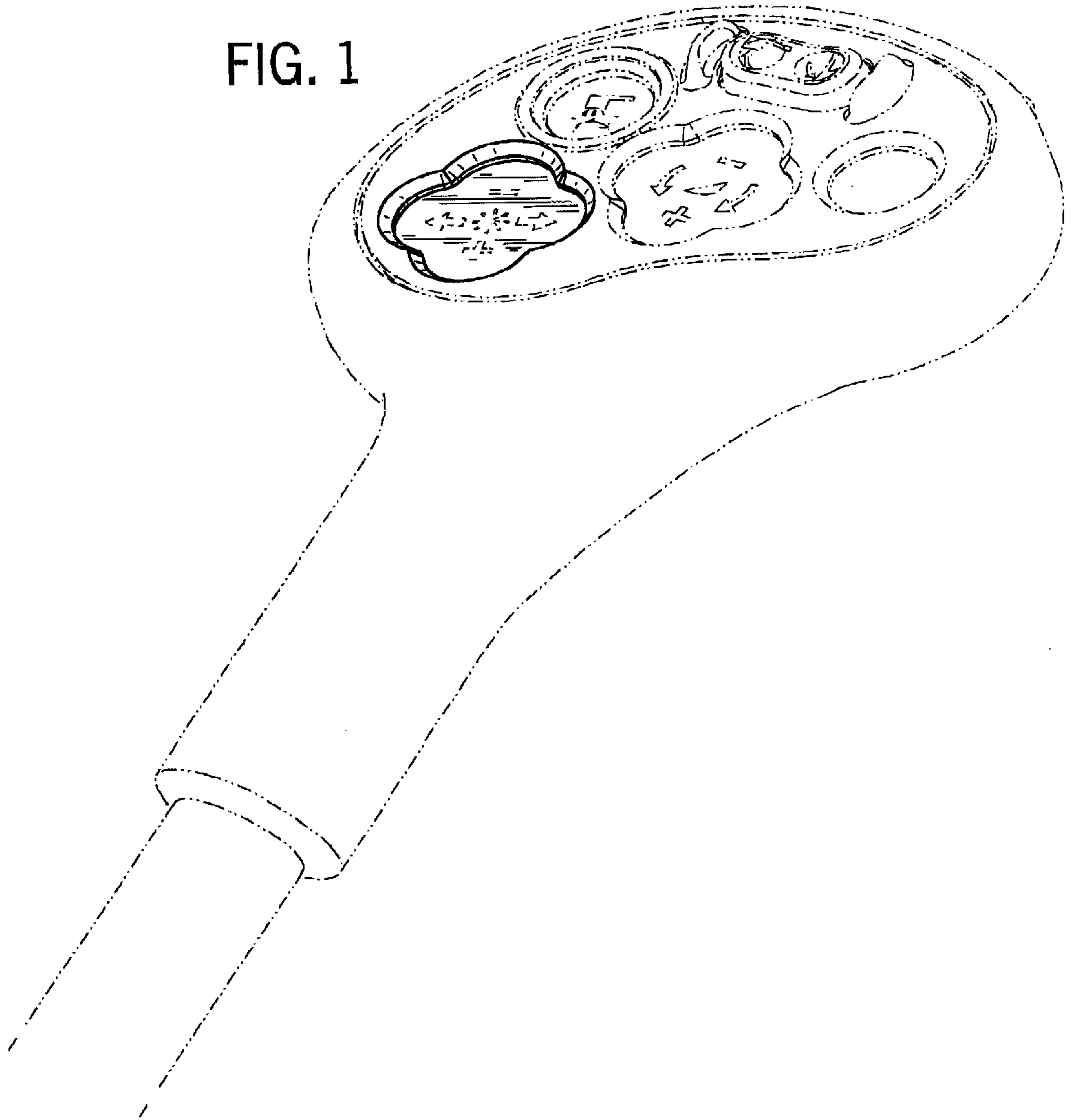


FIG. 1



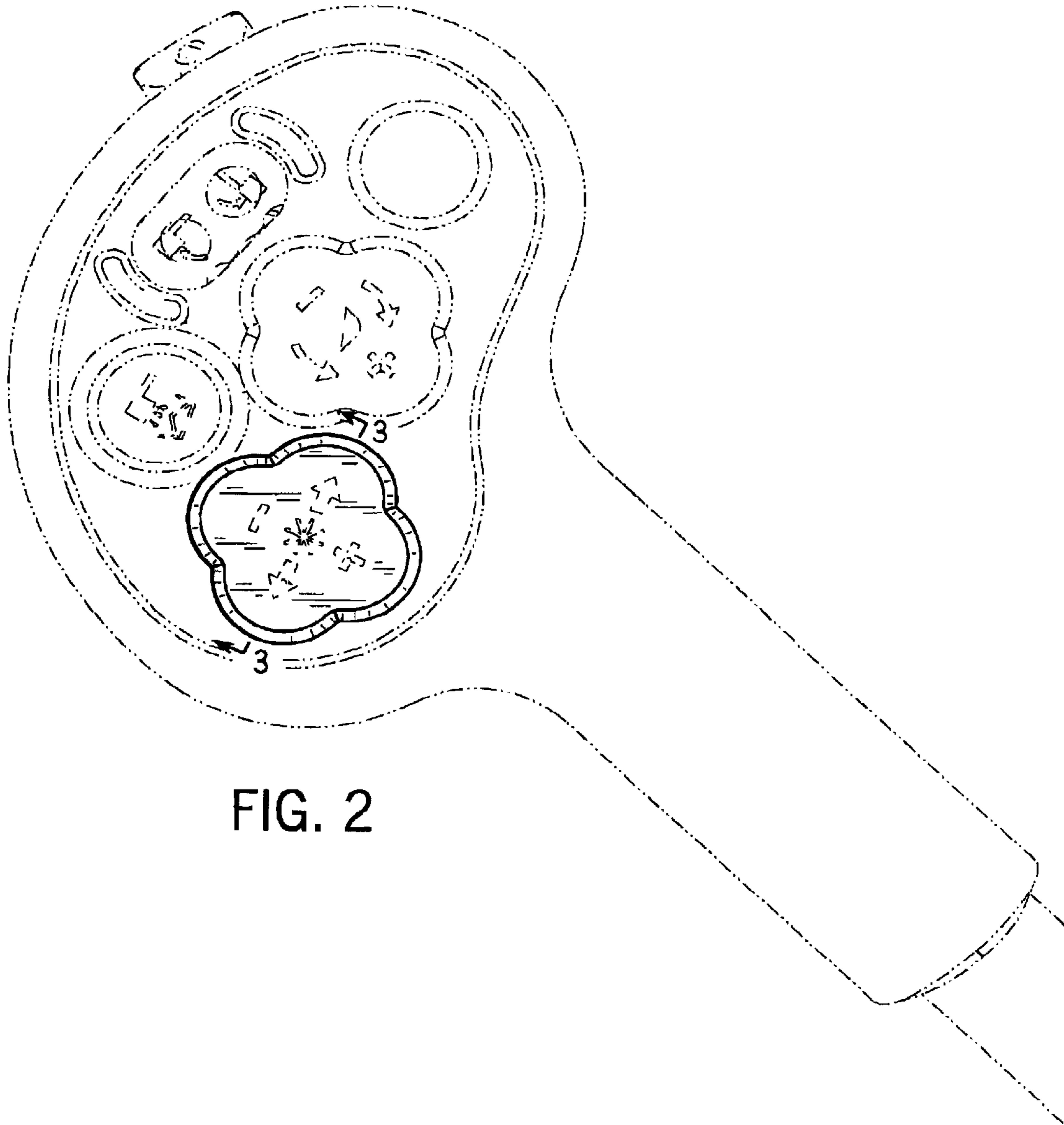


FIG. 2

FIG. 3

