



US00D477596S

(12) **United States Design Patent**  
**Hayes**

(10) **Patent No.:** **US D477,596 S**

(45) **Date of Patent:** **\*\* Jul. 22, 2003**

(54) **PORTABLE COMPUTING DEVICE**

(75) Inventor: **Jonathan A. Hayes**, Seattle, WA (US)

(73) Assignee: **Microsoft Corporation**, Redmond, WA (US)

(\*\*) Term: **14 Years**

(21) Appl. No.: **29/160,935**

(22) Filed: **May 21, 2002**

(51) **LOC (7) Cl.** ..... **14-02**

(52) **U.S. Cl.** ..... **D14/343**; D14/138

(58) **Field of Search** ..... D14/341, 343,  
D14/345-347, 138, 144; D18/1, 2, 7, 11,  
12; 235/145 A, 145 R; 341/22, 23; 345/156,  
168, 169, 172, 173; 361/680-686

(56) **References Cited**

**U.S. PATENT DOCUMENTS**

D323,489 S	*	1/1992	Harris et al.	.....	D14/346
D433,017 S	*	10/2000	Martinez	.....	D14/346
D445,409 S	*	7/2001	Segers	.....	D14/138
D454,349 S	*	3/2002	Makidera et al.	.....	D14/343
D455,137 S	*	4/2002	Wang	.....	D14/138

**OTHER PUBLICATIONS**

Compaq iPAQ 3835 Color Pocket PC, 3 color pages from www.amazon.com dated Feb. 2002.

Compaq iPAQ 3765 Color Pocket PC; 3 color pages from www.amazon.com dated Feb. 2002.

Sharp SL5500 Zaurus PDA; 4 color pages from www.amazon.com and Java One, dated Apr. 2002.

PALM m125 Handheld; 3 color pages from www.amazon.com dated Feb. 2002.

\* cited by examiner

*Primary Examiner*—Freda Nunn

(74) *Attorney, Agent, or Firm*—Banner & Witcoff, Ltd.

(57) **CLAIM**

The ornamental design for a portable computing device, as shown and described.

**DESCRIPTION**

FIG. 1 is a front perspective view of a portable computing device showing my new design;

FIG. 2 is a front view thereof;

FIG. 3 is a rear view thereof;

FIG. 4 is a left side view thereof;


FIG. 5 is a right side view thereof;

FIG. 6 is a top view thereof; and,

FIG. 7 is a bottom view thereof.

The broken line showing of various portions and the unshaded regions therein are for illustrative purposes only and forms no part of the claimed design.

**1 Claim, 5 Drawing Sheets**



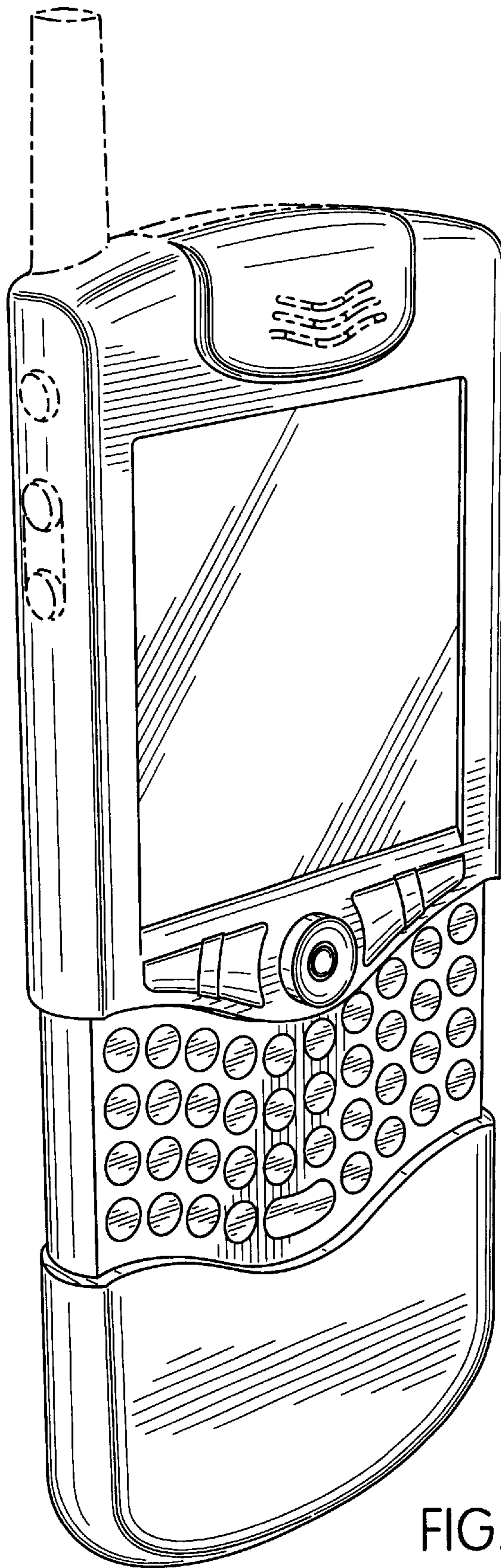


FIG. 1

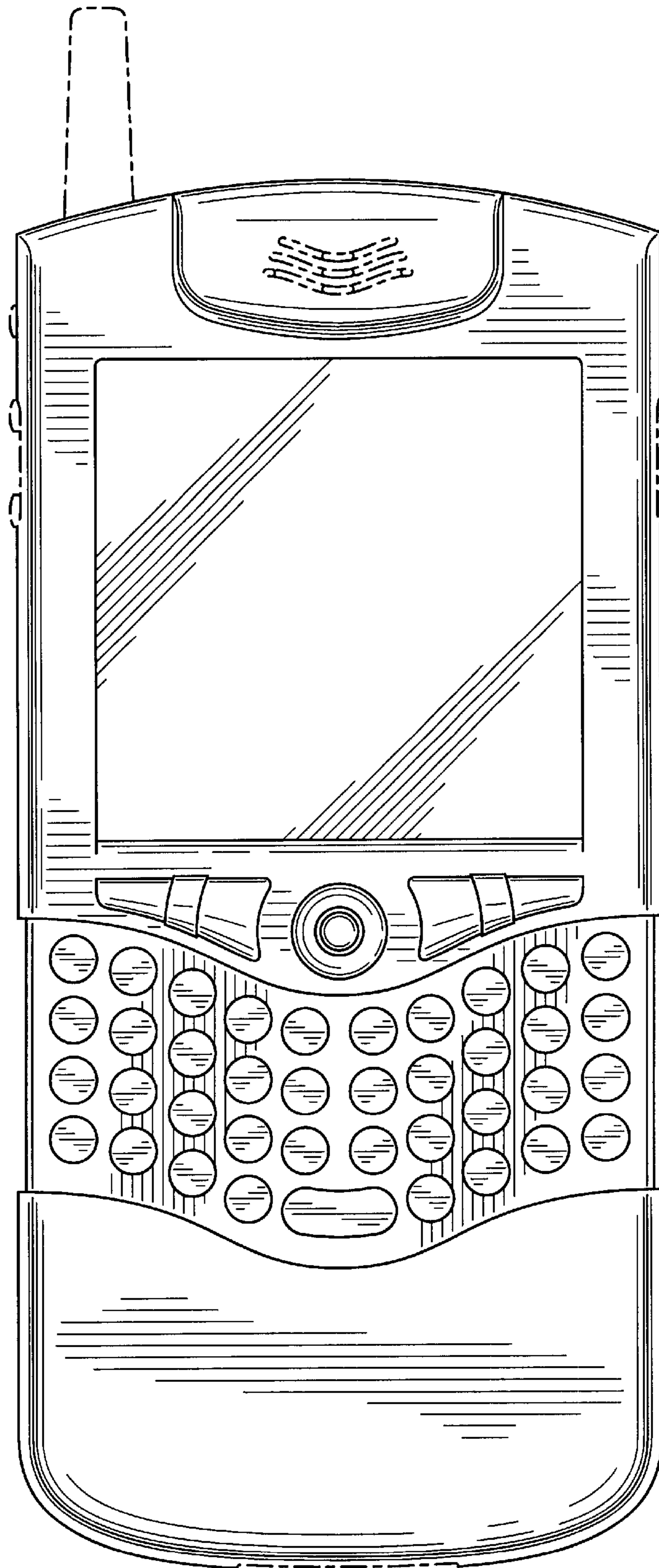


FIG. 2




FIG. 3




FIG. 4

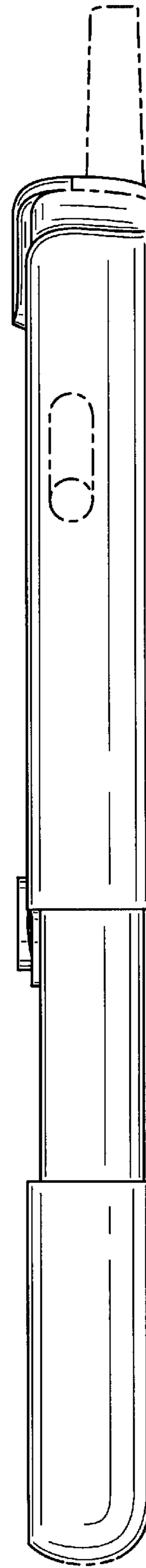


FIG. 5




FIG. 6

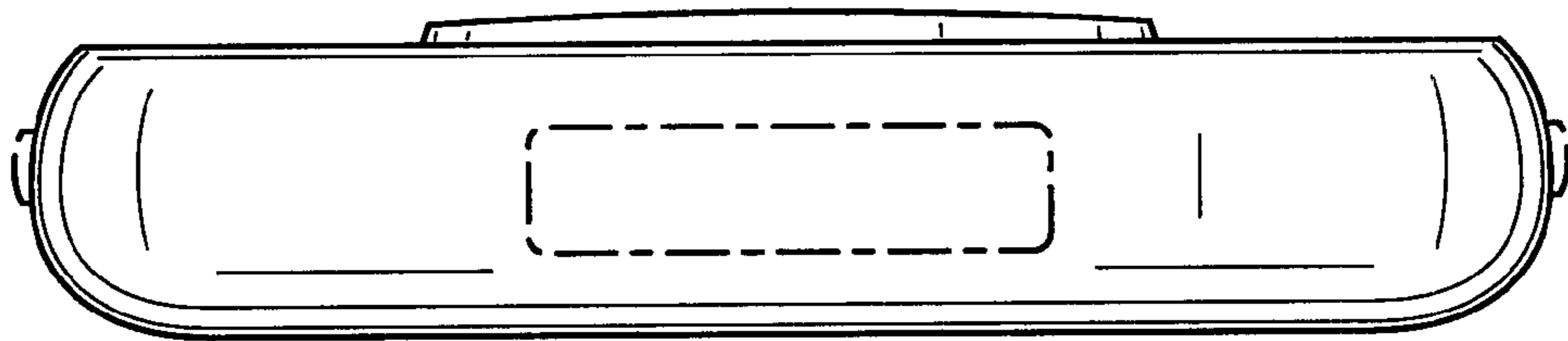


FIG. 7