



US00D477594S

(12) **United States Design Patent**
Lehtonen

(10) **Patent No.:** **US D477,594 S**

(45) **Date of Patent:** **** Jul. 22, 2003**

(54) **TOP SHELL FOR A HANDSET**

(75) Inventor: **Jarmo Lehtonen, Littoinen (FI)**

(73) Assignee: **Nokia Corporation, Espoo (FI)**

(**) Term: **14 Years**

(21) Appl. No.: **29/158,440**

(22) Filed: **Apr. 5, 2002**

(30) **Foreign Application Priority Data**

Oct. 5, 2001 (FI) M20010668

(51) **LOC (7) Cl.** **14-03**

(52) **U.S. Cl.** **D14/248**

(58) **Field of Search** D14/137, 138,
D14/218, 147-148, 247-248, 144, 341-347;
379/433.01-433.13, 419, 434, 428.01-428.04,
420.01-420.04, 440; 455/550-575, 90;
D21/517

(56) **References Cited**

U.S. PATENT DOCUMENTS

D346,381 S * 4/1994 Namba D14/138
D353,809 S * 12/1994 Nuovo et al. D14/138
D359,960 S * 7/1995 Kennedy et al. D14/249
D370,673 S * 6/1996 Happo et al. D14/138
D386,493 S * 11/1997 Mahan D14/138
D402,982 S * 12/1998 Nagano et al. D14/138
D407,399 S 3/1999 Frye et al.
D409,601 S * 5/1999 Wicks et al. D14/138
D410,002 S * 5/1999 Collins D14/138
D413,325 S * 8/1999 Lee D14/138
6,006,074 A * 12/1999 De Larminat et al. 455/90
D420,351 S * 2/2000 Waldner D14/138
D425,057 S * 5/2000 Finkbeiner D14/138
D427,429 S * 7/2000 Rains D3/215
D435,027 S * 12/2000 Wolf et al. D14/138
D436,583 S * 1/2001 Newby et al. D14/138
D440,951 S * 4/2001 Kolinen D14/138

D445,102 S * 7/2001 Lai D14/138
D447,622 S * 9/2001 Weinstock D3/215
D448,355 S * 9/2001 Higashi et al. D14/138
D450,671 S * 11/2001 Langford et al. D14/138
D451,484 S * 12/2001 Page et al. D14/137
D455,726 S * 4/2002 Kolinen D14/138
D455,738 S 4/2002 Kolinen
D459,324 S * 6/2002 Ahlgren D14/138
D459,327 S * 6/2002 Ali D14/138
D461,174 S * 8/2002 Ruohonen D14/138
D466,096 S * 11/2002 Takada D14/138

OTHER PUBLICATIONS

Hague Database Search Page [http://
guest:guest@ipdl.wipo.int/en/search/hag/
search-bool2.html], Document DM/059747, Mar. 28,
2002.*

* cited by examiner

Primary Examiner—Jeffrey Asch

(74) *Attorney, Agent, or Firm*—Banner & Witcoff, Ltd.

(57) **CLAIM**

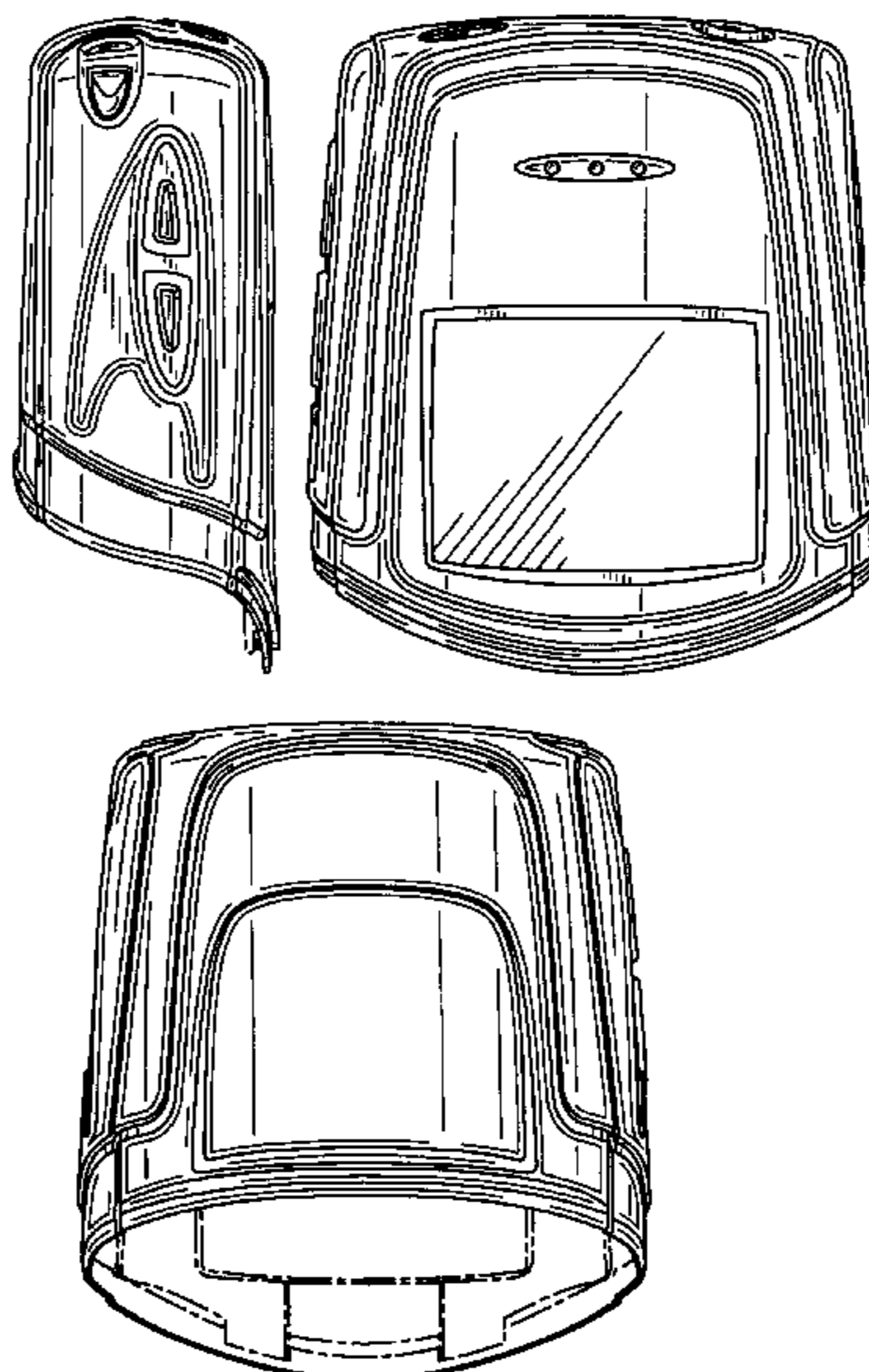
The ornamental design for a top shell for a handset, as shown and described.

DESCRIPTION

FIG. 1 is a top plan view of a top shell for a handset showing my new design;
FIG. 2 is a left side view thereof;
FIG. 3 is a front view thereof;
FIG. 4 is a right side view thereof;
FIG. 5 is a perspective front view thereof;
FIG. 6 is a perspective rear view thereof; and,
FIG. 7 is a rear view thereof.

The broken line showing of the internal surface of the top shell for a handset is for illustrative purposes only and forms no part of the claimed design.

1 Claim, 2 Drawing Sheets



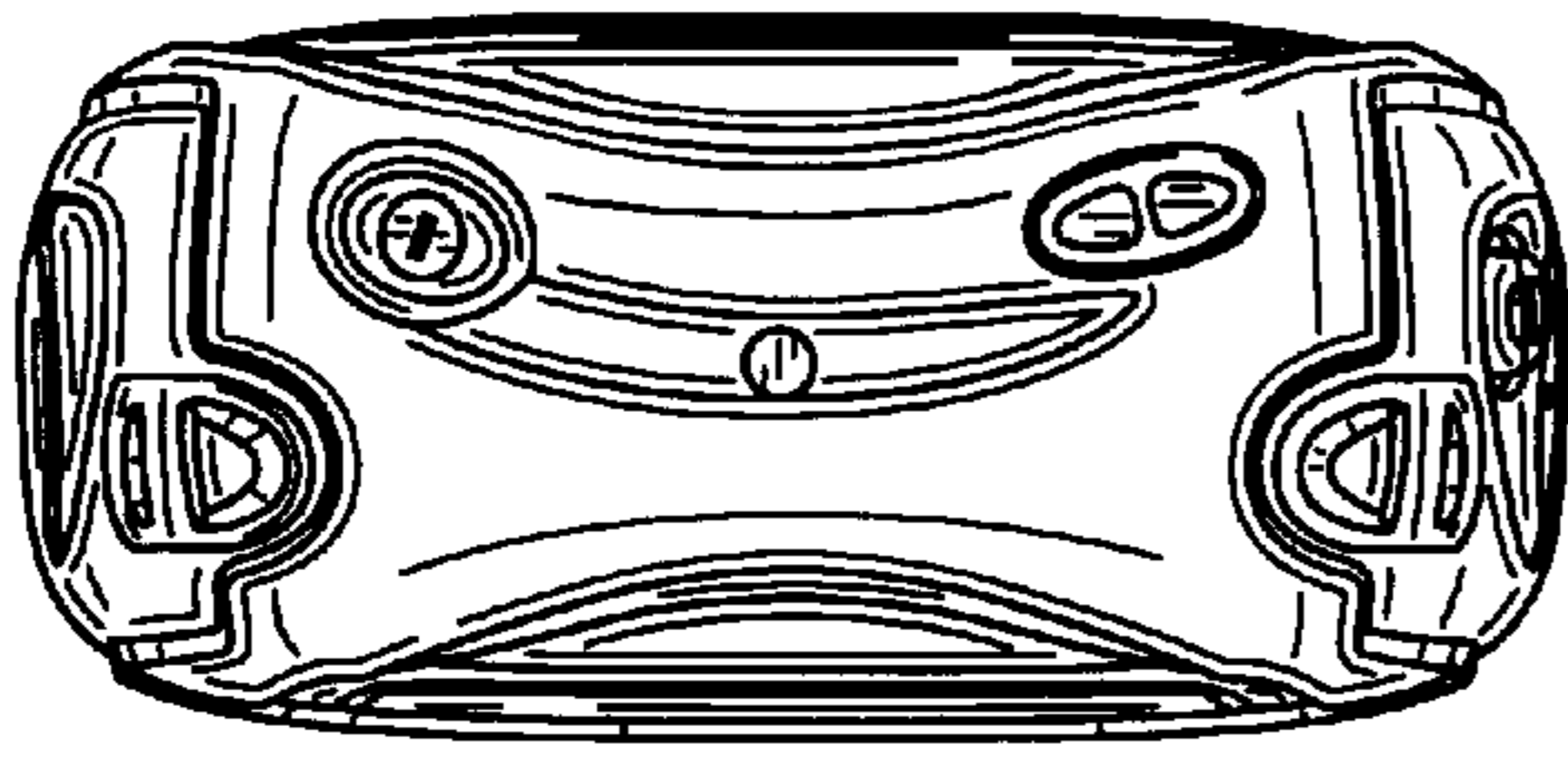


FIG. 1

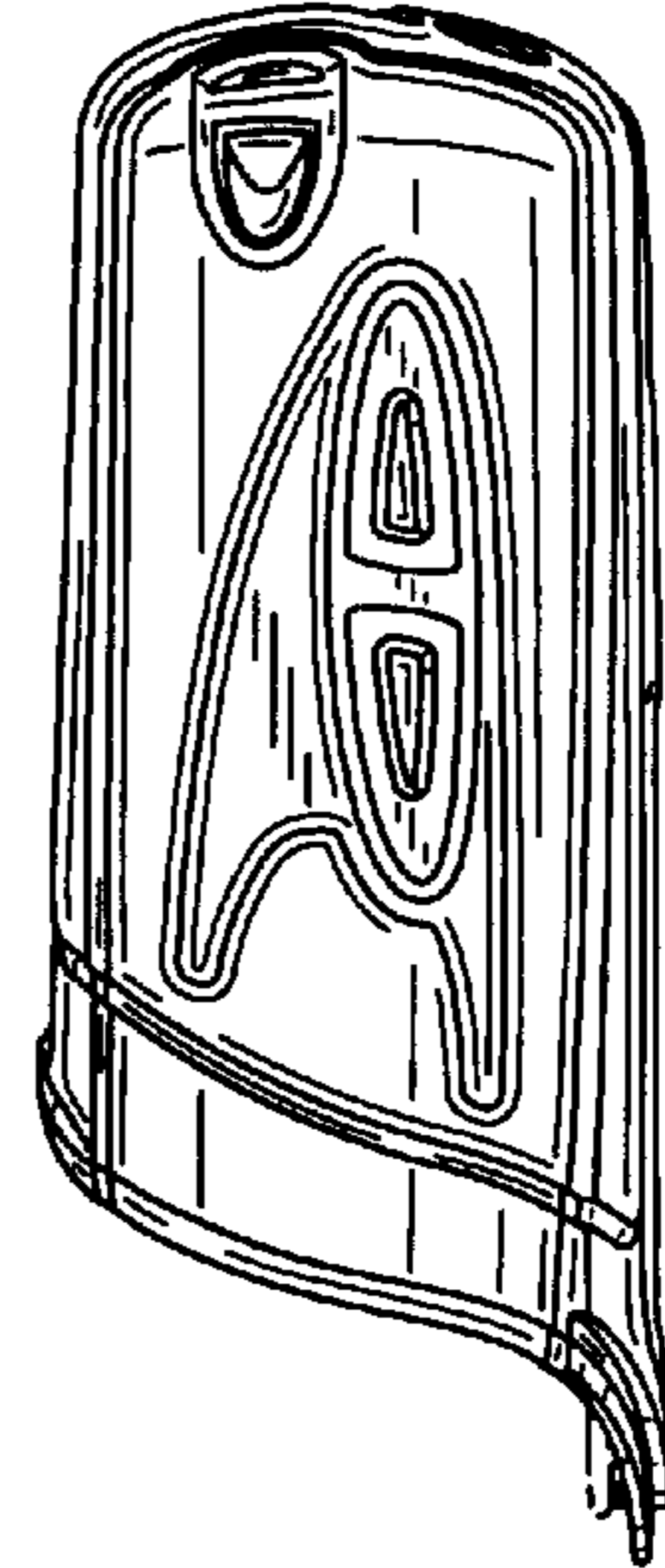


FIG. 2

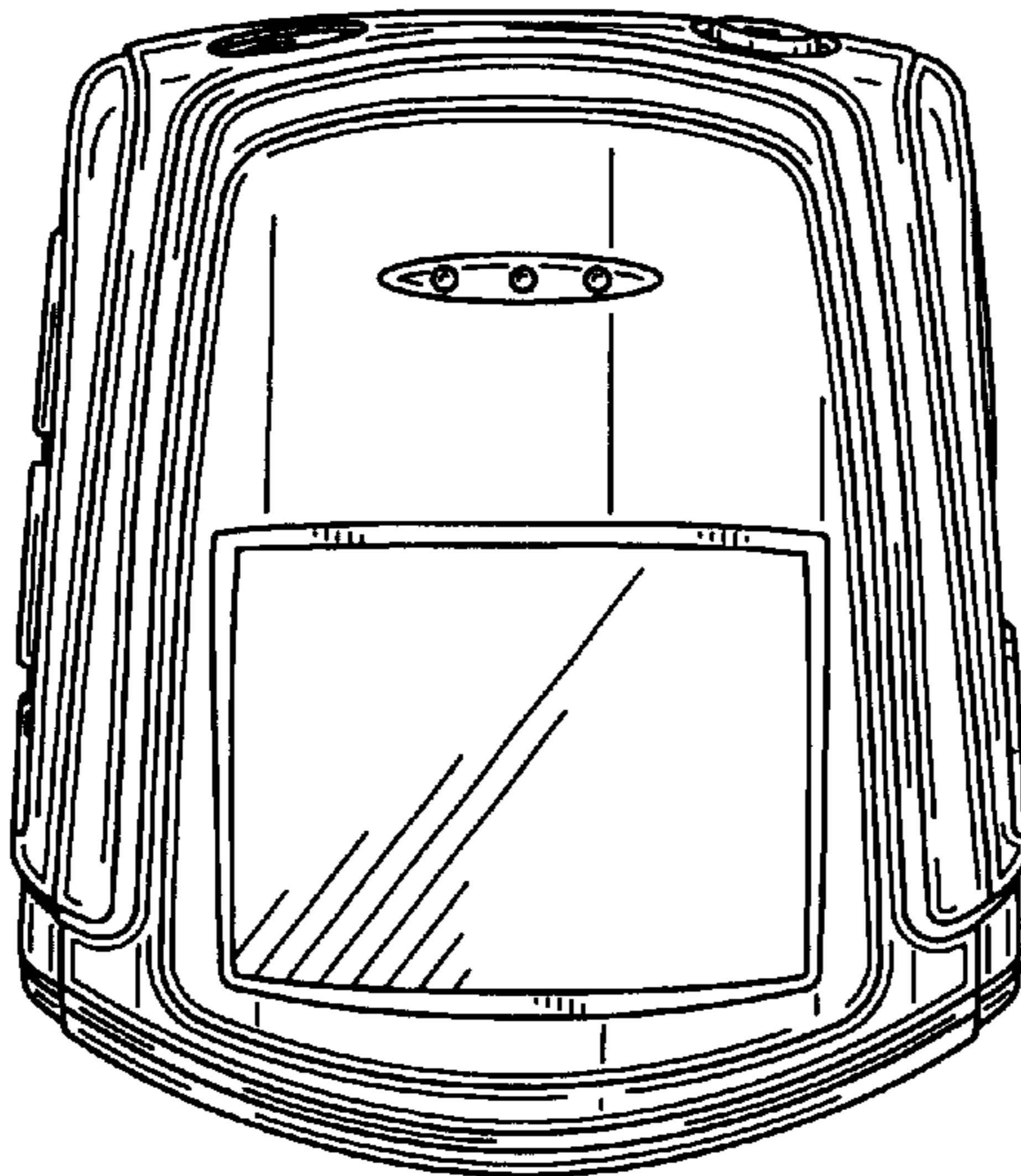


FIG. 3




FIG. 4

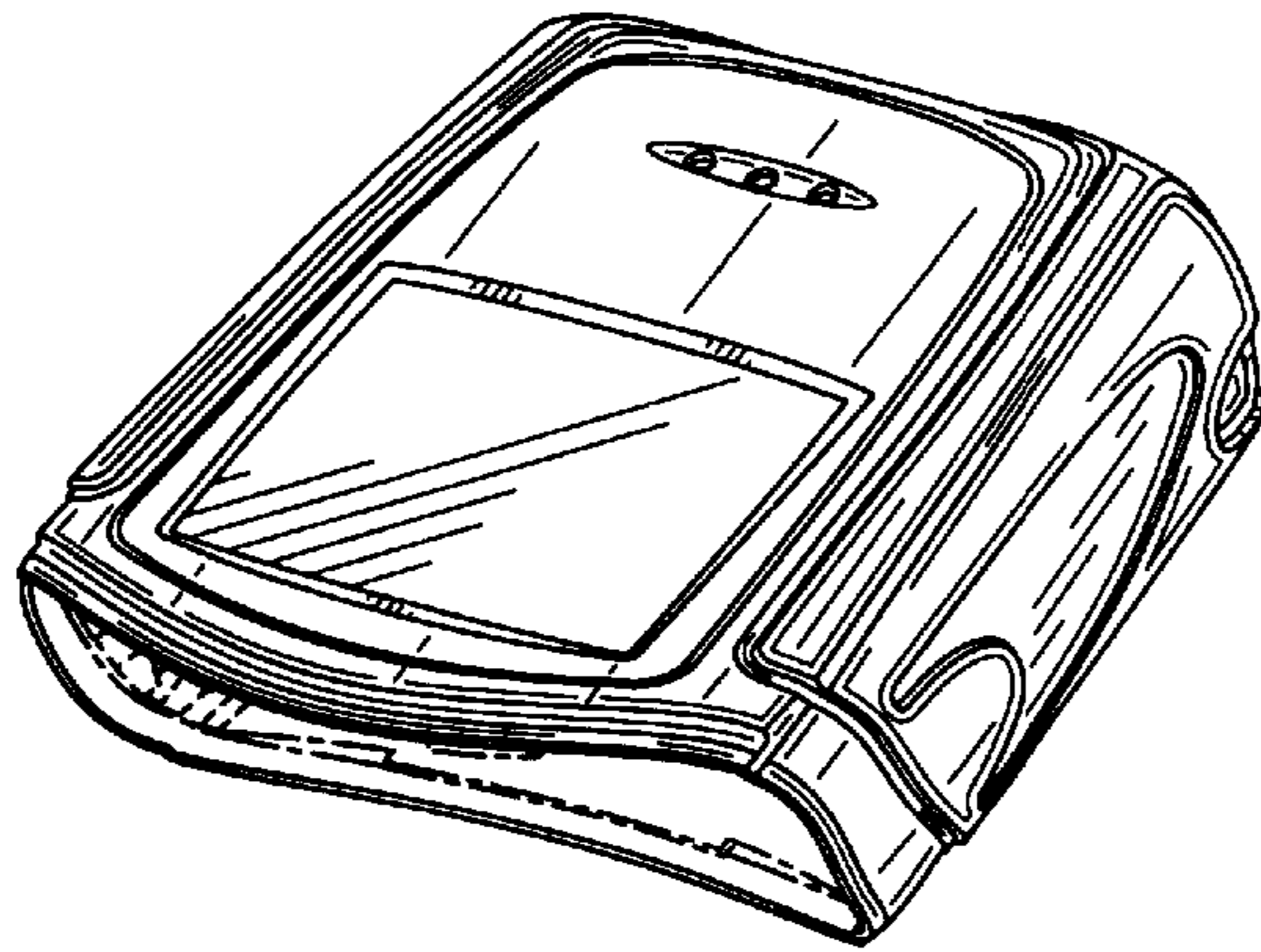


FIG. 5

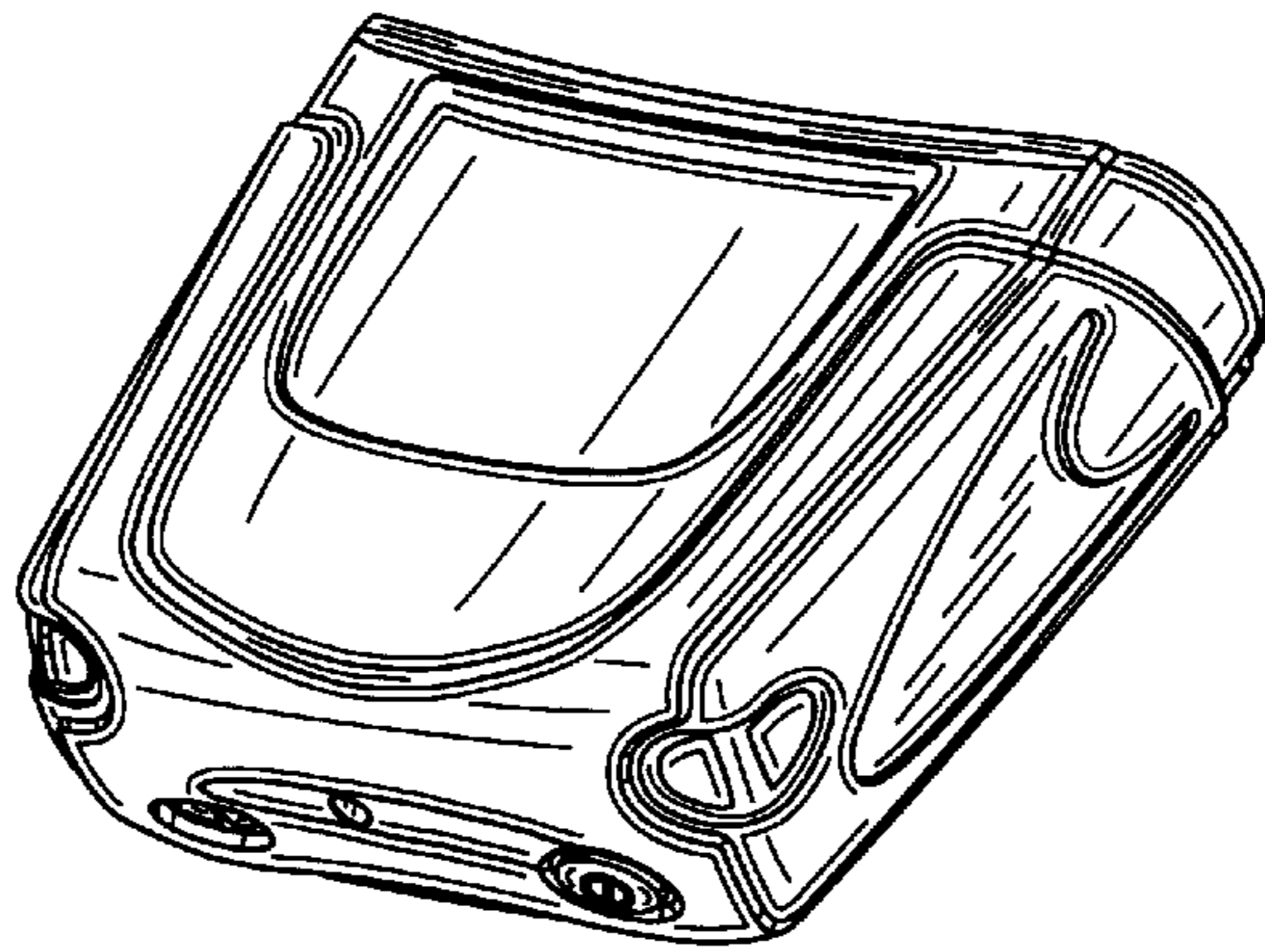


FIG. 6

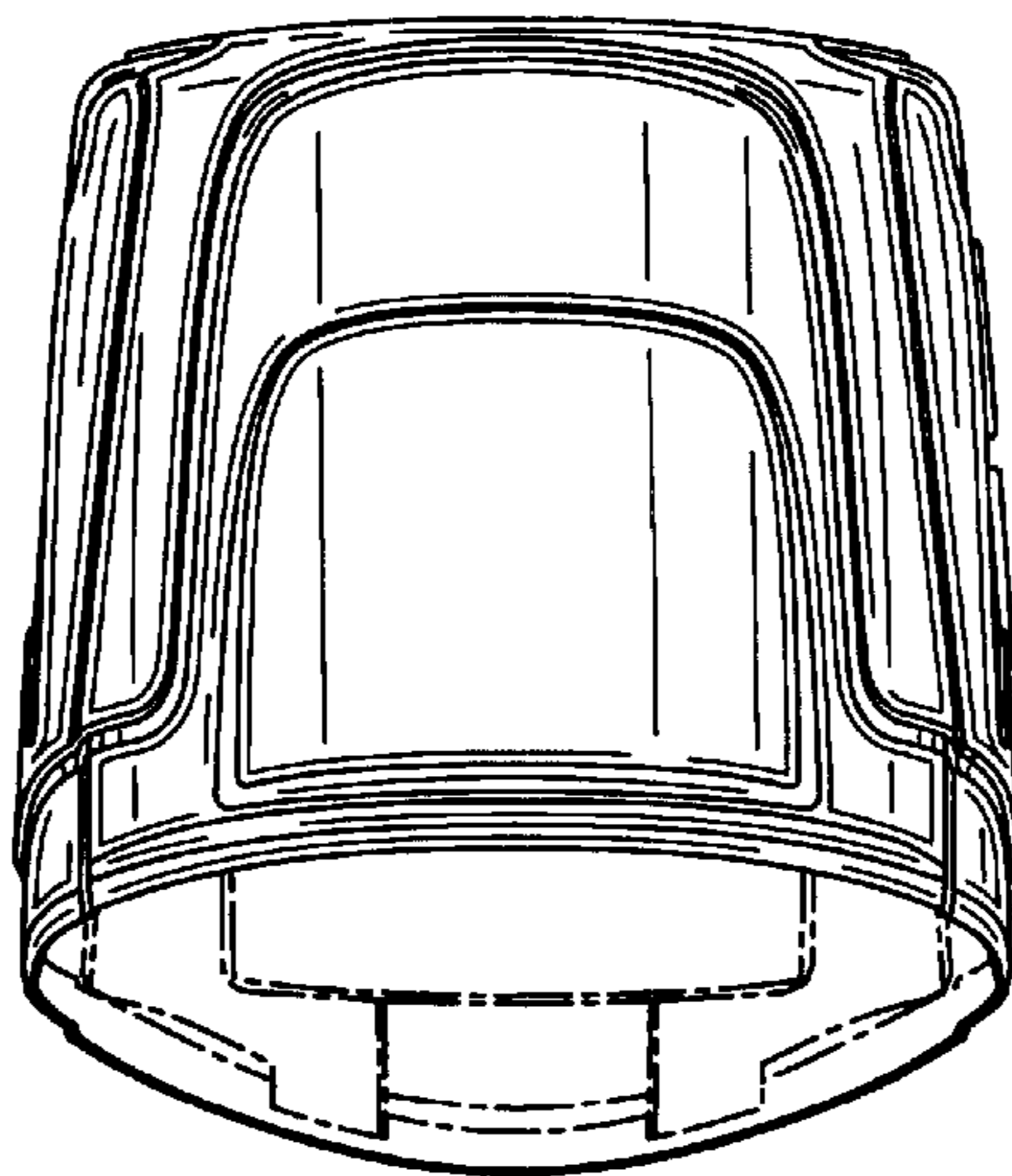


FIG. 7