



US00D477583S

(12) **United States Design Patent**
Muenschler et al.

(10) **Patent No.:** **US D477,583 S**

(45) **Date of Patent:** **** Jul. 22, 2003**

(54) **CORDLESS TELEPHONE HANDSET**

(75) Inventors: **Wolfgang Muenschler**, Munich (DE);
Stefan Hillenmayer, Munich (DE)

(73) Assignee: **Siemens Information & Communication Mobile LLC**, San Diego, CA (US)

(**) Term: **14 Years**

(21) Appl. No.: **29/148,110**

(22) Filed: **Sep. 14, 2001**

(51) **LOC (7) Cl.** **14-03**

(52) **U.S. Cl.** **D14/147**

(58) **Field of Search** D14/137, 138,
D14/218, 147-148, 247-248, 144, 341-347;
379/433.01-433.13, 419, 434, 428.01-428.04,
420.01-420.04, 440; 455/550-575, 90

(56) **References Cited**

U.S. PATENT DOCUMENTS

D322,782 S	*	12/1991	Nakamachi et al.	D14/138
D347,005 S	*	5/1994	Suzuki	D14/138
D353,374 S	*	12/1994	Heijnen	D14/149
D353,808 S	*	12/1994	Taniguchi et al.	D14/138
D355,912 S	*	2/1995	Wicks et al.	D14/148
D362,249 S	*	9/1995	Burstedt et al.	D14/138
D368,712 S	*	4/1996	Wicks et al.	D14/147
D371,553 S	*	7/1996	Shields, Jr. et al.	D14/147
D375,741 S	*	11/1996	Mo	D14/151
D377,171 S	*	1/1997	Yokouchi	D14/138
D380,750 S	*	7/1997	Sato et al.	D14/138
D382,871 S	*	8/1997	Nagai et al.	D14/138
D384,063 S	*	9/1997	Solomita et al.	D14/147
D384,079 S	*	9/1997	Hung	D14/248
D385,556 S	*	10/1997	Diamantis et al.	D14/147
5,752,195 A	*	5/1998	Tsuji et al.	455/462
D397,689 S	*	9/1998	Harris et al.	D14/138

D401,931 S	*	12/1998	Chan et al.	D14/147
D408,405 S	*	4/1999	Chan	D14/147
D409,602 S	*	5/1999	Chan	D14/147
D412,169 S	*	7/1999	Schnell, III et al.	D14/138
D412,170 S	*	7/1999	Chan	D14/147
D412,329 S	*	7/1999	Banryu	D14/138
D412,502 S	*	8/1999	Fuke et al.	D14/148
D424,559 S	*	5/2000	Ogawa	D14/148
D430,548 S	*	9/2000	Hinde	D14/147
D437,838 S	*	2/2001	Ko	D14/147
D440,546 S	*	4/2001	Isonaga	D14/147
D442,157 S	*	5/2001	Muenschler et al.	D14/138
D449,825 S	*	10/2001	Rickmann	D14/138
D459,328 S	*	6/2002	Kurimoto	D14/138
D460,060 S	*	7/2002	Hughes et al.	D14/147
D461,461 S	*	8/2002	Adamson et al.	D14/147

* cited by examiner

Primary Examiner—Jeffrey Asch

(57) **CLAIM**

The ornamental design for a cordless telephone handset, as shown and described.

DESCRIPTION

FIG. 1 is a front perspective view of the cordless telephone handset of the present invention, sitting in a cordless telephone handset cradle shown in dotted lines;

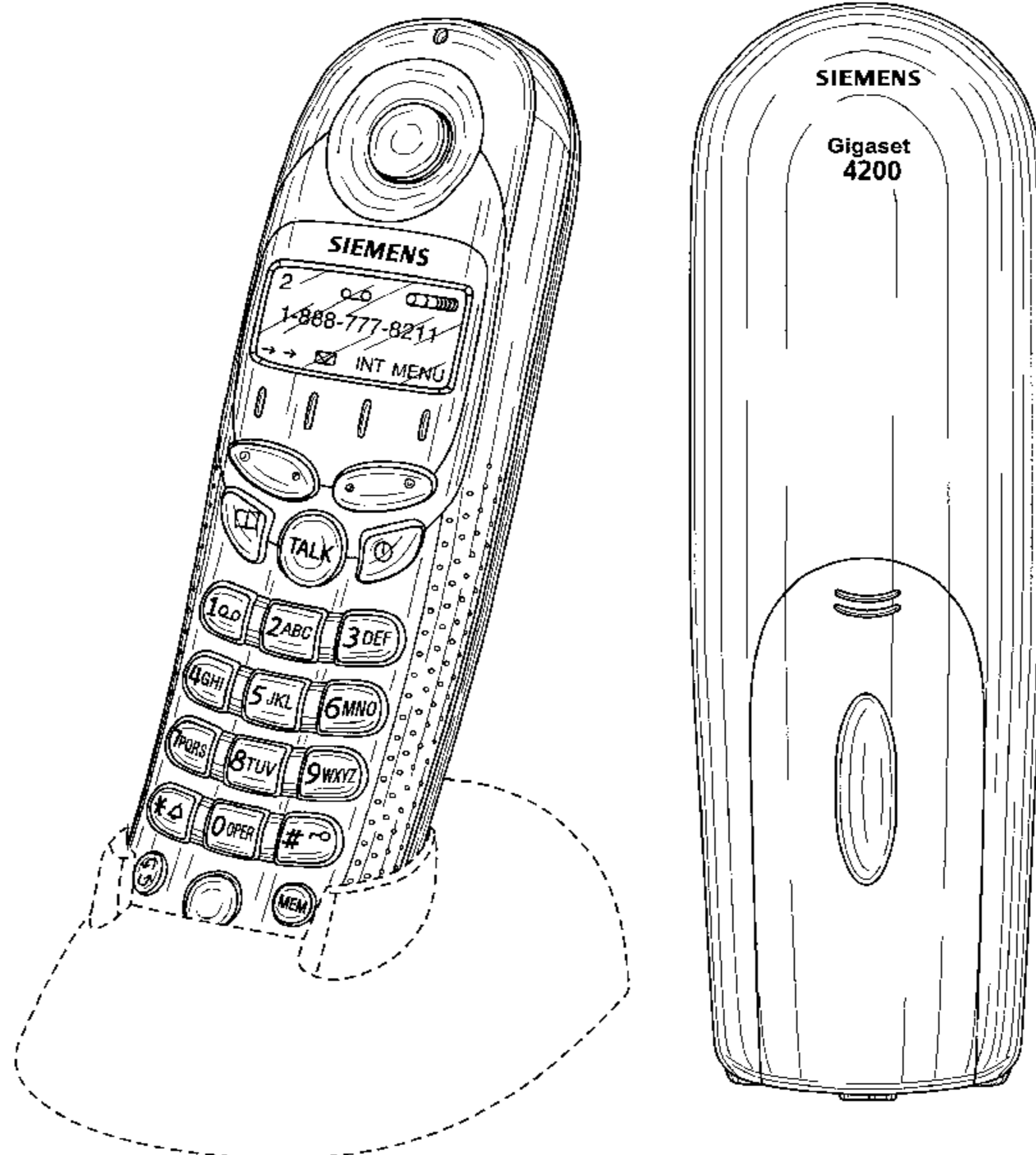
FIG. 2 is a front perspective view of the cordless telephone handset of the present invention, reclined on a cordless telephone handset base station shown in dotted lines;

FIG. 3 is a front elevation view of the cordless telephone handset; and,

FIG. 4 is a rear elevation view of the cordless telephone handset.

The broken line showings of a cradle in FIG. 1 and of a base station in FIG. 2 are for illustrative purposes only and form no part of the claimed design.

1 Claim, 4 Drawing Sheets






FIG. 1

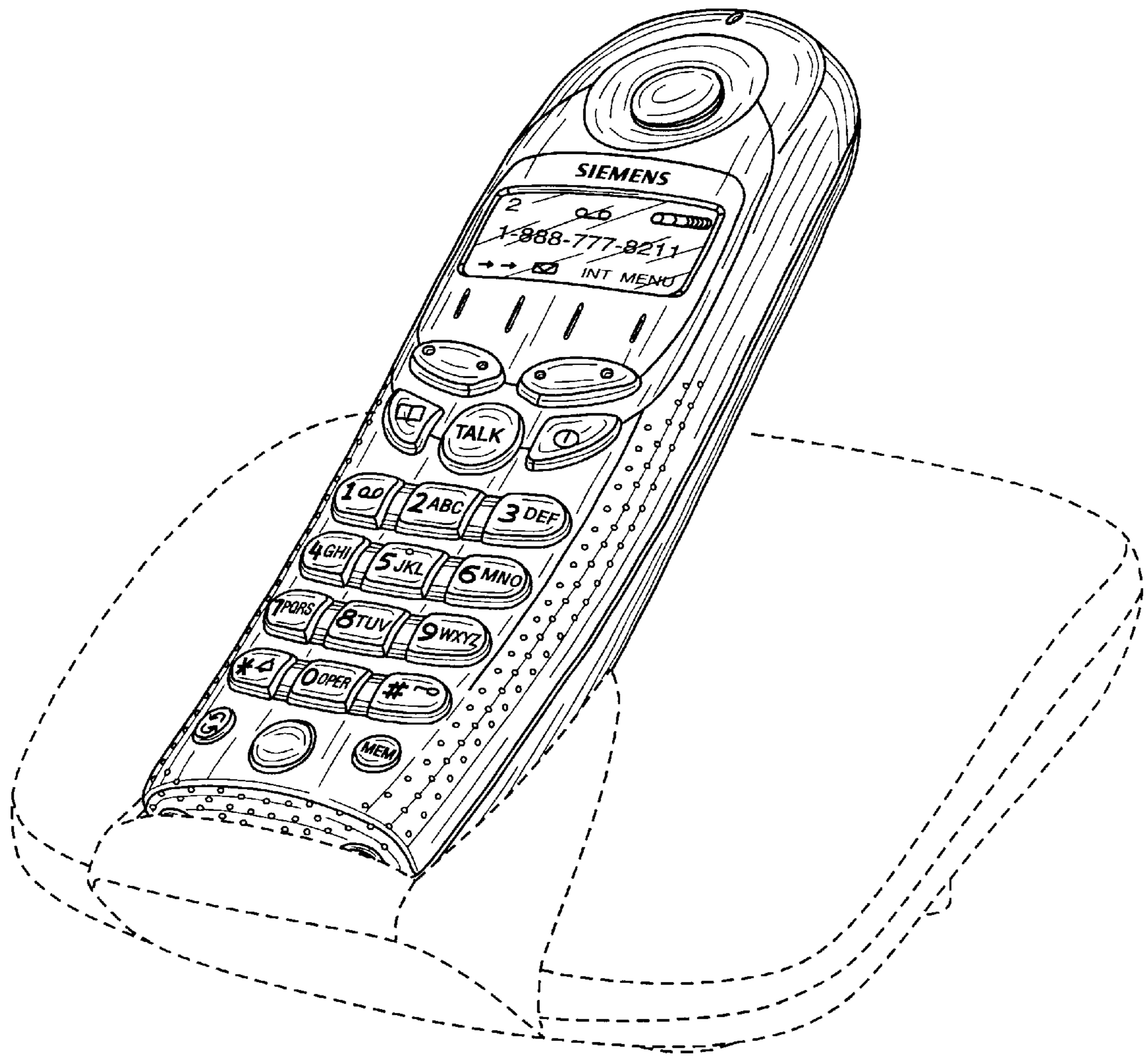


FIG. 2

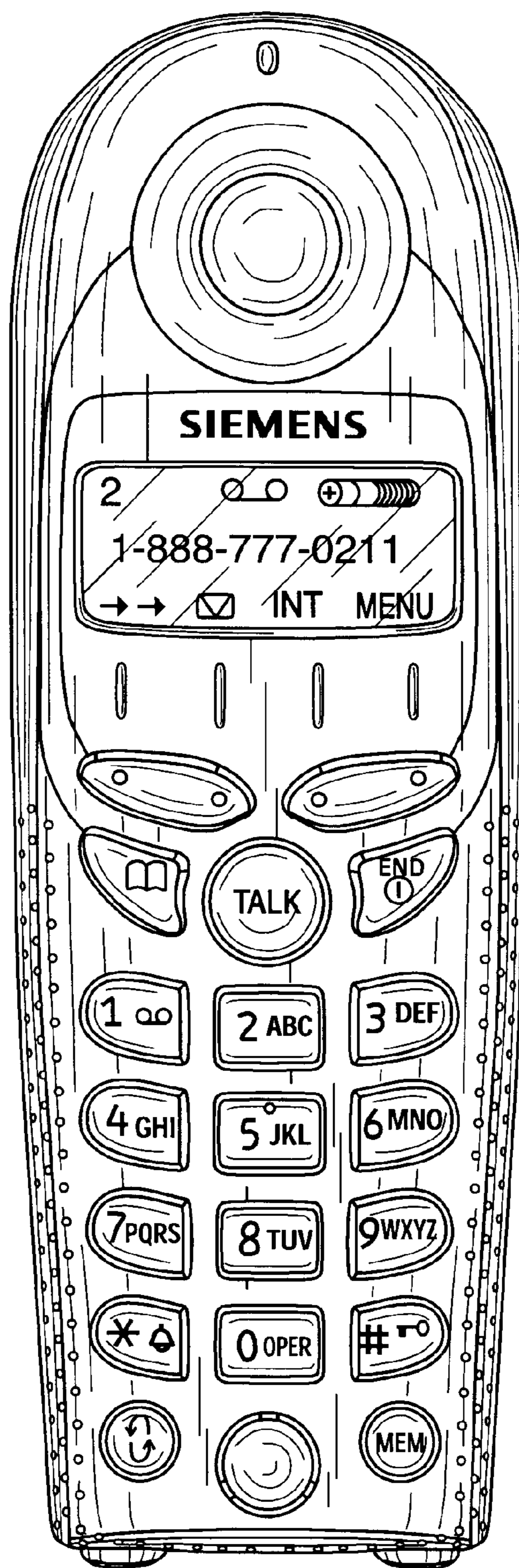


FIG. 3

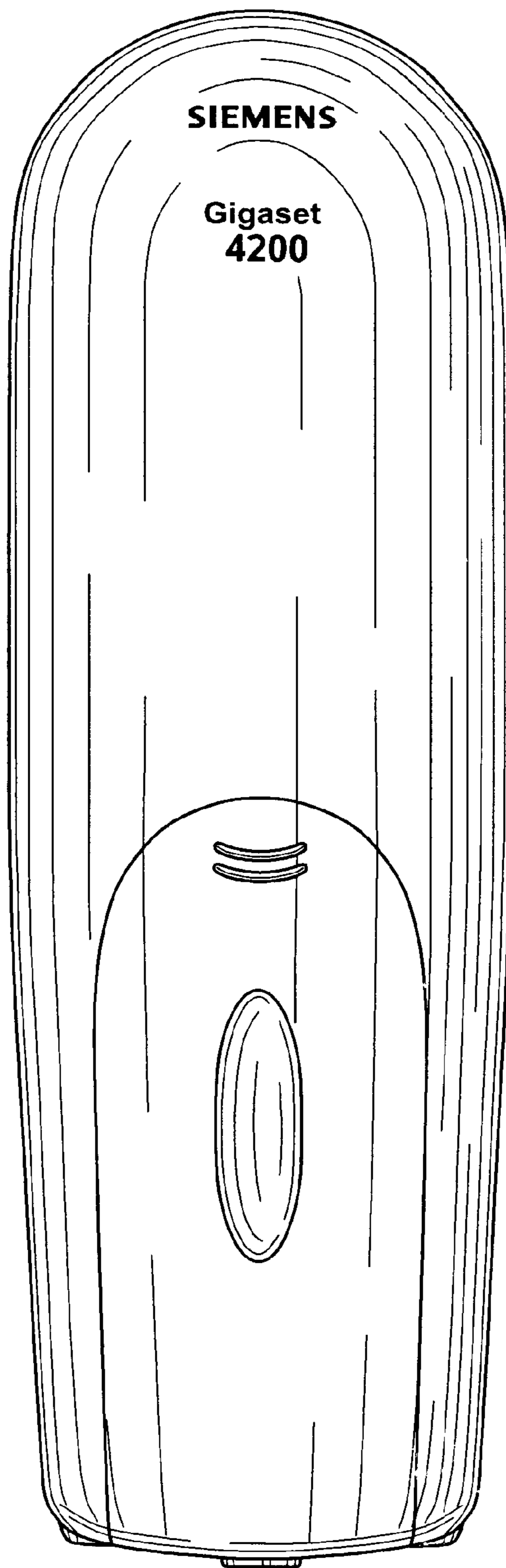


FIG. 4