



US00D477561S

(12) **United States Design Patent**
Nelson

(10) **Patent No.:** **US D477,561 S**

(45) **Date of Patent:** **** Jul. 22, 2003**

(54) **SUPERSONIC AIRCRAFT**
(75) Inventor: **Chester P. Nelson**, Kirkland, WA (US)
(73) Assignee: **The Boeing Company**, Seattle, WA (US)
(**) Term: **14 Years**

4,767,083 A 8/1988 Koenig et al.
4,899,958 A 2/1990 Horikawa
4,969,614 A 11/1990 Capuani
4,979,699 A 12/1990 Tindell
D314,366 S 2/1991 Waaland et al.
D317,003 S * 5/1991 Tribe et al. D12/319

(List continued on next page.)

(21) Appl. No.: **29/155,232**
(22) Filed: **Feb. 5, 2002**

FOREIGN PATENT DOCUMENTS

WO WO 82/00048 1/1982

OTHER PUBLICATIONS

International Search Report for International Application No. PCT/US02/01567, Dec. 12, 2002 (5 pages).

(List continued on next page.)

Related U.S. Application Data

(63) Continuation of application No. 29/138,989, filed on Mar. 22, 2001.
(51) **LOC (7) Cl.** **12-12**
(52) **U.S. Cl.** **D12/319**
(58) **Field of Search** D12/319-345,
D12/16.1; 244/2, 3.1, 118.2, 137.4, 46,
49

Primary Examiner—Marcus A. Jackson
(74) *Attorney, Agent, or Firm*—Perkins Coie LLP

(57) **CLAIM**

The ornamental design for a supersonic aircraft, as shown and described.

(56) **References Cited**

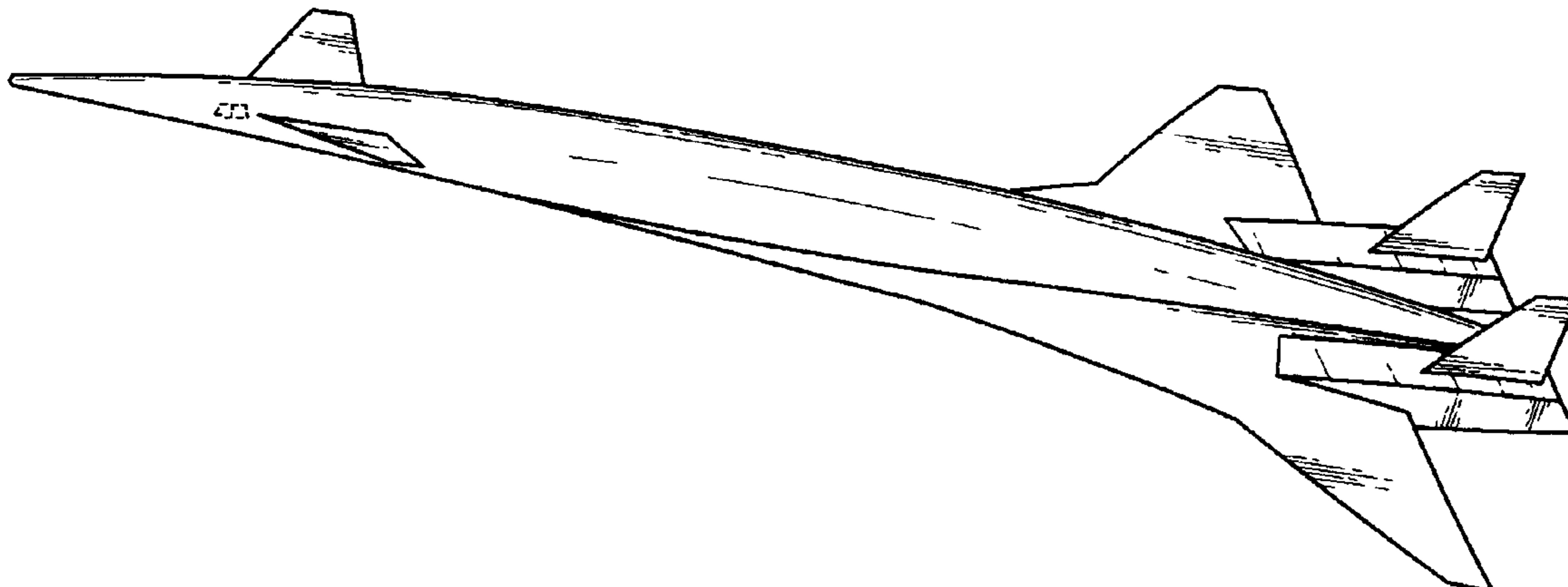
U.S. PATENT DOCUMENTS

2,604,276 A 7/1952 Huben
2,846,165 A 8/1958 Axelson
2,941,752 A 6/1960 Gluhareff
3,109,610 A 11/1963 Quenzler et al.
3,237,891 A 3/1966 Wotton
3,493,198 A 2/1970 Roed
3,592,415 A 7/1971 Walley
3,680,816 A 8/1972 Mello
3,738,595 A 6/1973 Bouchnik
3,900,178 A 8/1975 Tupolev et al.
3,940,097 A 2/1976 Wilson et al.
3,948,469 A 4/1976 Brown
3,954,231 A 5/1976 Fraser
4,008,867 A 2/1977 Kaniut
4,026,500 A 5/1977 Grow
4,116,405 A 9/1978 Bacchi et al.
4,378,097 A 3/1983 Ferguson et al.
4,478,377 A 10/1984 Fletcher et al.
4,478,378 A 10/1984 Capuani
4,579,300 A 4/1986 Carr

DESCRIPTION

FIG. 1 is a top, left, isometric view of a first embodiment of a supersonic aircraft showing my new design.
FIG. 2 is a top plan view thereof.
FIG. 3 is a bottom plan view thereof.
FIG. 4 is left-side elevational view thereof; the right-side elevational view is a mirror image thereof.
FIG. 5 is a front elevational view thereof.
FIG. 6 is a rear elevational view thereof.
FIG. 7 is a top, left, isometric view of a second embodiment of a supersonic aircraft showing my new design.
FIG. 8 is a top plan view thereof.
FIG. 9 is a bottom plan view thereof.
FIG. 10 is a left-side elevational view thereof; the right-side elevational view is a mirror image thereof.
FIG. 11 is a front elevational view thereof; and,
FIG. 12 is a rear elevational view thereof.

1 Claim, 4 Drawing Sheets



U.S. PATENT DOCUMENTS

5,167,383	A	12/1992	Nozaki	
5,170,964	A	12/1992	Enderle et al.	
5,209,428	A	5/1993	Bevilaqua et al.	
5,216,879	A	6/1993	Zysmaan	
5,299,760	A	4/1994	Finch et al.	
5,322,242	A	6/1994	Tracy	
5,496,001	A	3/1996	Skow	
5,529,263	A	6/1996	Rudolph	
5,542,625	A	8/1996	Burhans, Jr. et al.	
RE35,387	E	12/1996	Strom	
D377,326	S	* 1/1997	Grossman et al. D12/319
D381,938	S	8/1997	Grossman et al.	
D381,952	S	8/1997	Carter, Jr.	
D382,851	S	8/1997	Knutson et al.	
D386,143	S	11/1997	Astaire	
5,749,542	A	5/1998	Hamstra et al.	
D399,816	S	10/1998	Peacock	
5,842,666	A	12/1998	Gerhardt et al.	
5,897,076	A	4/1999	Tracy	
5,897,078	A	4/1999	Burnham et al.	
5,906,334	A	5/1999	Chamay et al.	
5,961,068	A	10/1999	Wainfan et al.	
D417,184	S	11/1999	Hartmann et al.	
6,079,667	A	6/2000	Gruensfelder	
6,092,360	A	7/2000	Hoag et al.	
6,138,957	A	10/2000	Nastasi et al.	
D437,284	S	2/2001	Knutson et al.	
D439,876	S	4/2001	Simonov et al.	
D453,014	S	1/2002	Fraser	

OTHER PUBLICATIONS

U.S. patent application Ser. No. 09/822,962, Balzer, filed Mar. 30, 2001.

U.S. patent application Ser. No. 09/816,985, Seidel, filed Mar. 23, 2001.

U.S. patent application Ser. No. 09/671,870, Clark, filed Sep. 27, 2000.

“Prototypes: Comparative Design Analysis,” Aviation Week & Space Technology, Sep. 17, 1990.

Scott, William, B., “YF-23A Previews Design Features of Future Fighters,” Aviation Week & Space Technology, Jul. 2, 1990.

“Photos Show Key Features of YF-23A ATF,” Aviation Week & Space Technology, Jul. 9, 1990.

Dryden Flight Research Center, Feb. 1998.

Rockwell/MBB X31A** prior to Feb. 5, 2002.

**The dates are unavailable, but the publications are earlier than effective U.S. filing date.

Taylor, Michael J.H., “Jane’s Pocket Book of Research and Experimental Aircraft,” North American XB-70A Valkyrie, Collier Books, New York, 1976.

Liebeck, R.H. et al., AIAA 98-0438, Blended-Wing-Body Subsonic Commercial Transport, 36th Aerospace Sciences Meeting & Exhibit, Jan. 12-15, 1998, Reno, Nevada.

Capone, Francis J. and Reubush, David E., “Effects of Varying Podded Nacelle-Nozzle Installations on Transonic Aeropropulsive Characteristics of a Supersonic Fighter Aircraft,” NASA Technical Paper 2120, 1983.

Brennan, Heather, “Spotlight on . . . Daniel Raymer,” AIAA Editorial Echoes Interview with Daniel Raymer, Spring 2000. <http://www.aircraftdesign.com/spotlighton.html> [Accessed Oct. 29, 2001].

“Dan Raymer” <http://www.aircraftdesign.com/raymer.html> [Accessed Oct. 29, 2001].

Aircraft Conceptual Design Drawings & Pictures <http://www.aircraftdesign.com/acpix.html> [Accessed Oct. 30, 2001].

“Rockwell/MBB X-31 Makes Second Flight, Reaching 20,000-Ft. Altitude, Mach 0.6,” Aviation Week & Space Techn., p. 117, Oct. 22, 1990.

Stinton, Darrol, “The Anatomy of the Aeroplane,” Granada Publishing Limited, 1996.

Angelucci, Enzo, “World Encyclopedia of Civil Aircraft, from Leonardo da Vinci to the Present,” Crown Publishers, Inc., New York, 1981.

Roskam, Jan, Dr., “Airplane Design Part II: Preliminary Configuration Design and Integration of the Propulsion System,” Roskam Aviation and Engineering Corporation, Ottawa, Kansas, 1985.

Poisson-Quinton, Philippe, “Slender Wings for Civil and Military Aircraft,” Twentieth Israel Annual Conference on Aviation and Astronautics, Feb. 22-23, 1978 (Title Page, p. 57, Figure 5).

NASA Technical Memorandum, “Proceedings of NASA Conference on Supersonic Transport Feasibility Studies and Supporting Research,” Sep. 17-10, 1963 (Figure 45 only).

NASA Contractor Report 165934, “Large Payload Capacity SST Concepts—Technical and Economic Feasibility,” Contract NAS1-16150, Jul. 1982.

International Search Report for International Application No. PCT/US01/02368, Aug. 28, 2001.

* cited by examiner

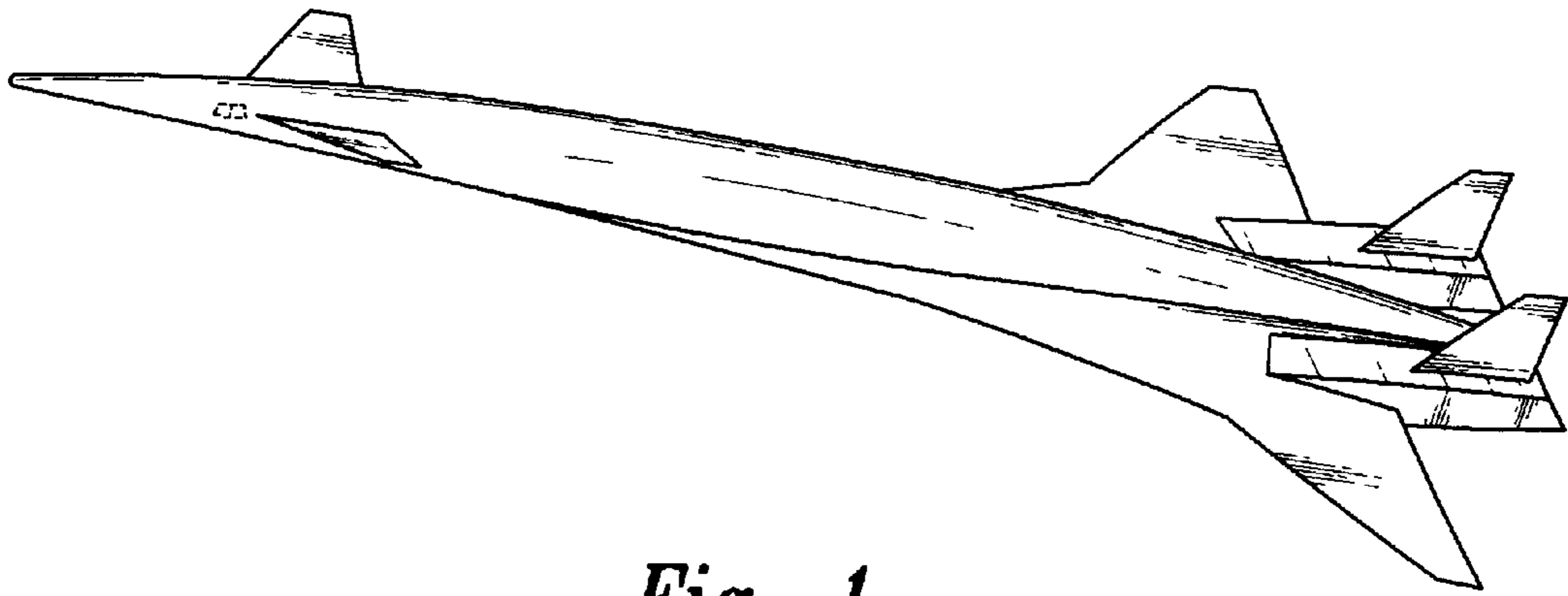


Fig. 1

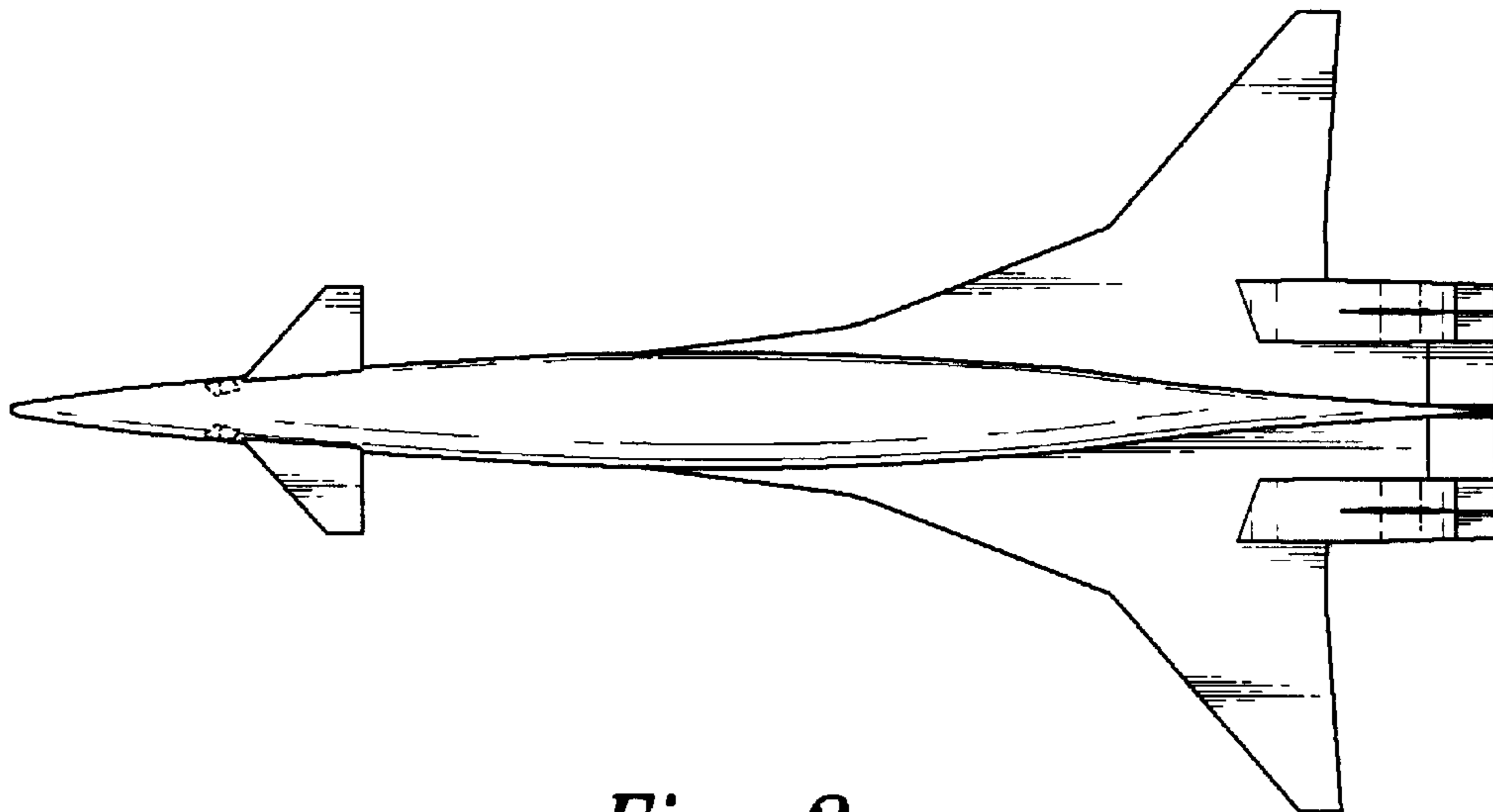


Fig. 2

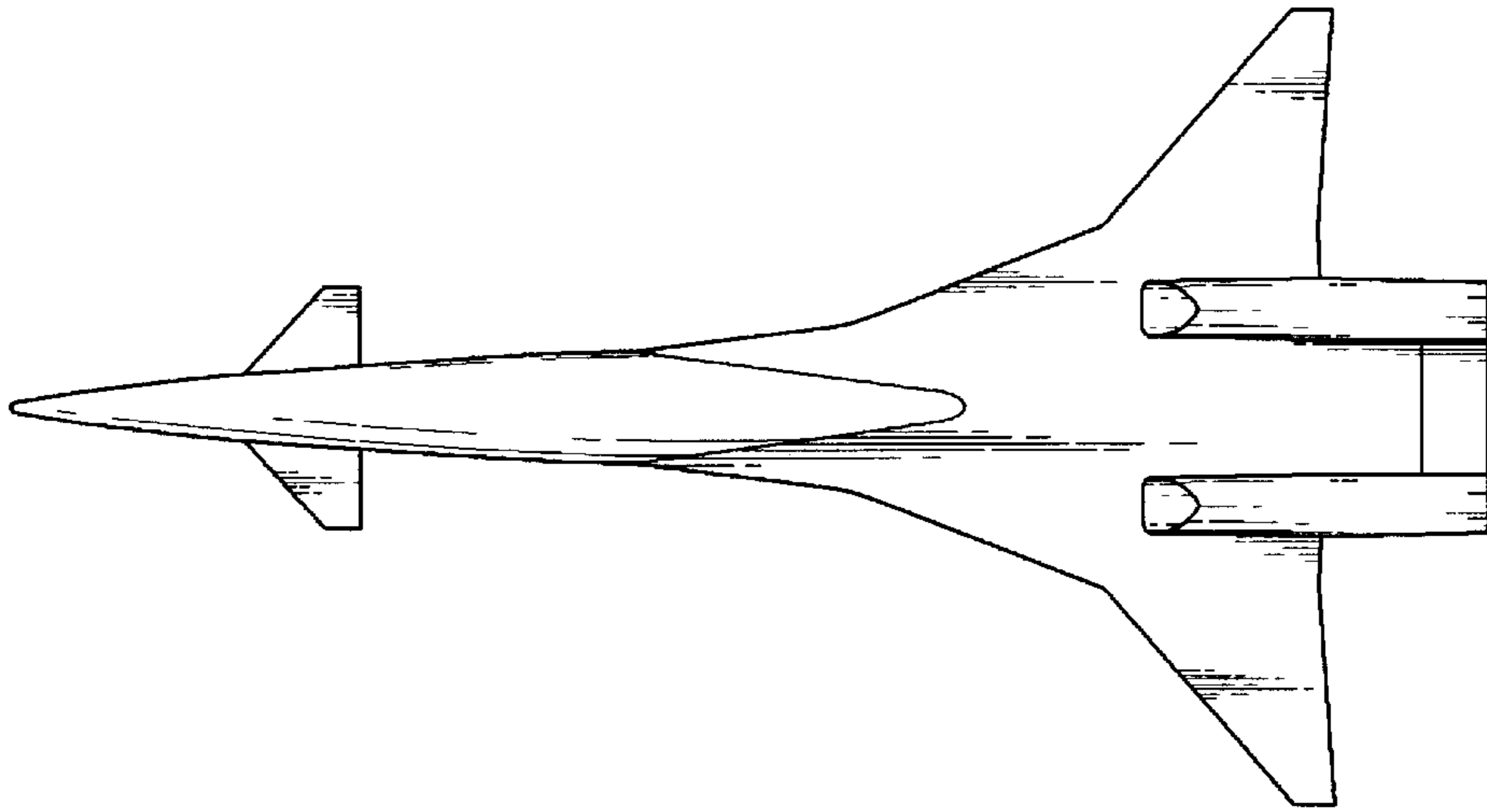


Fig. 3

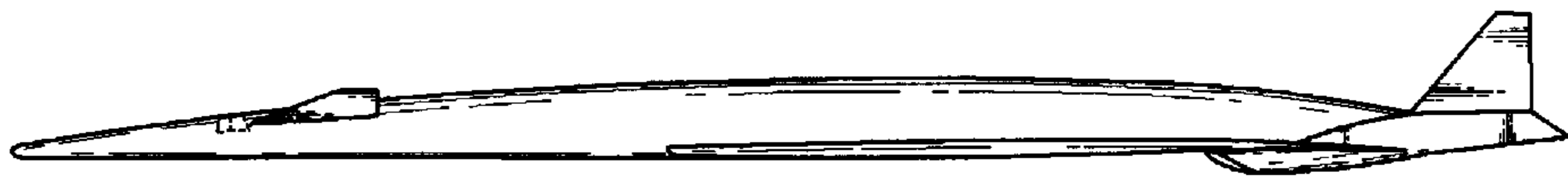


Fig. 4



Fig. 5

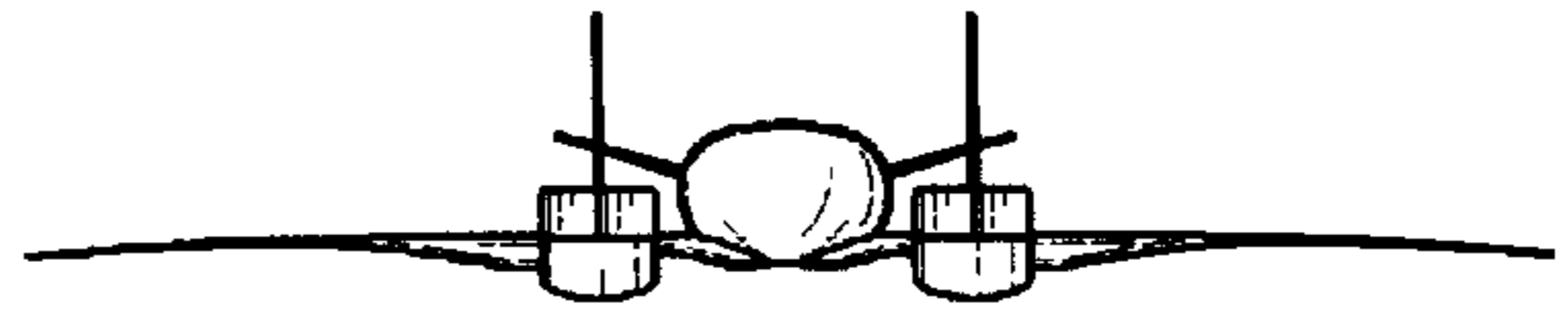


Fig. 6

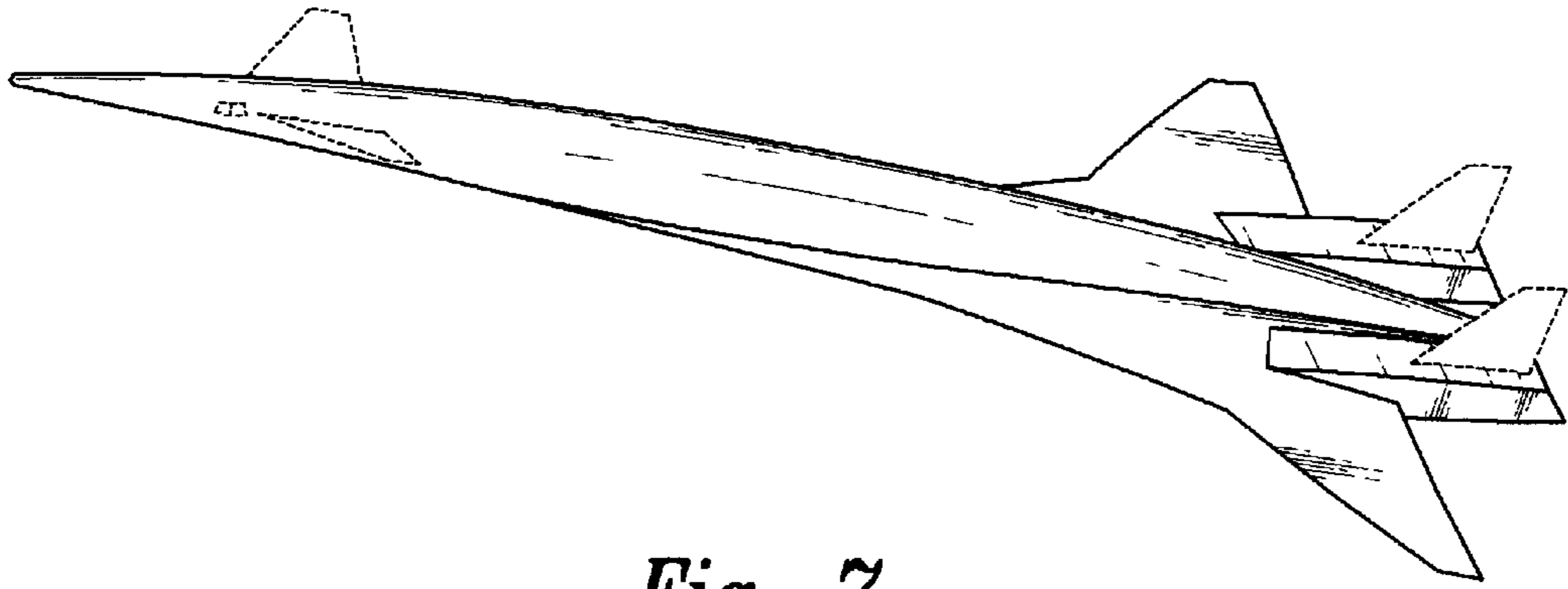


Fig. 7

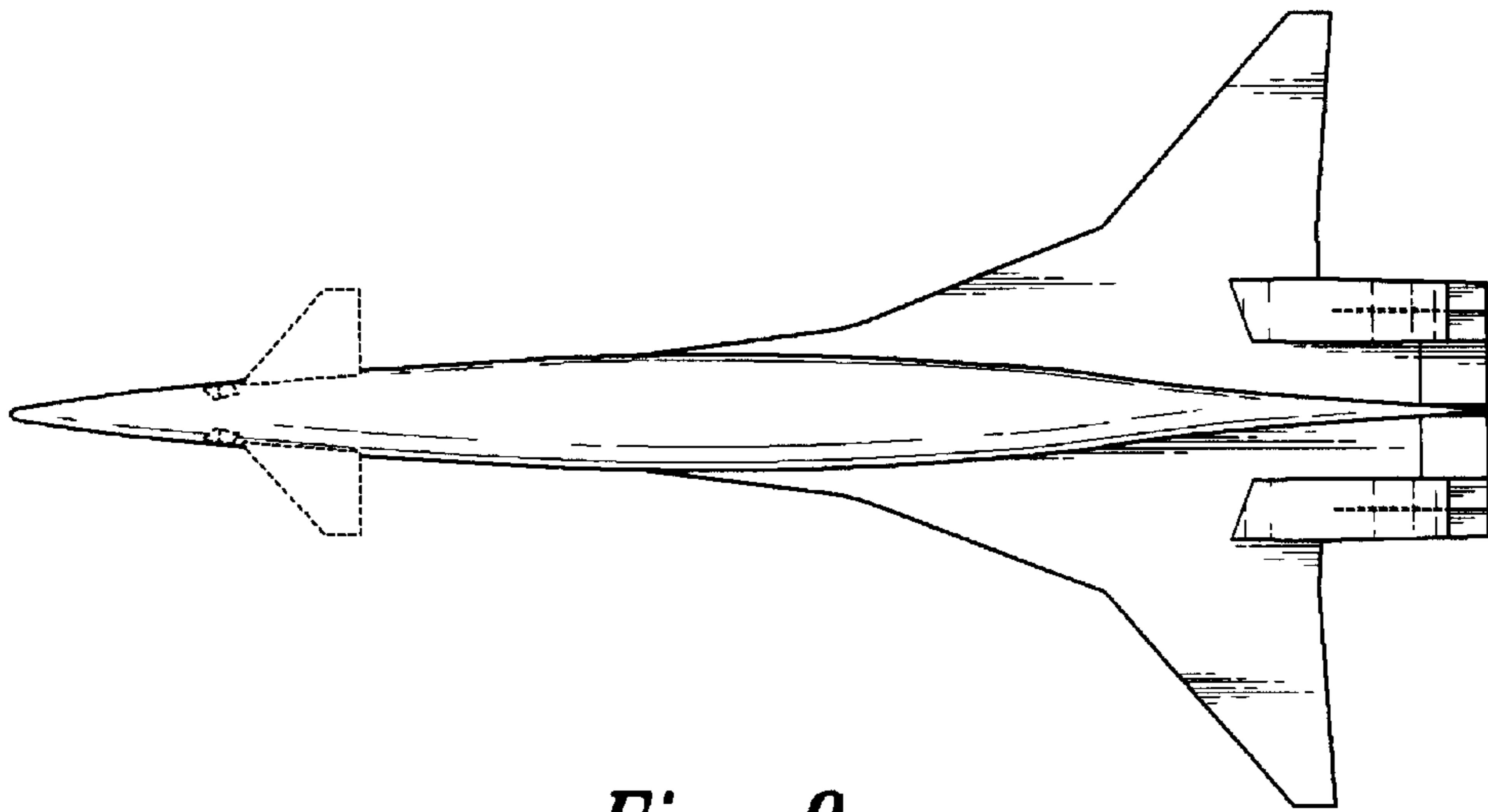


Fig. 8

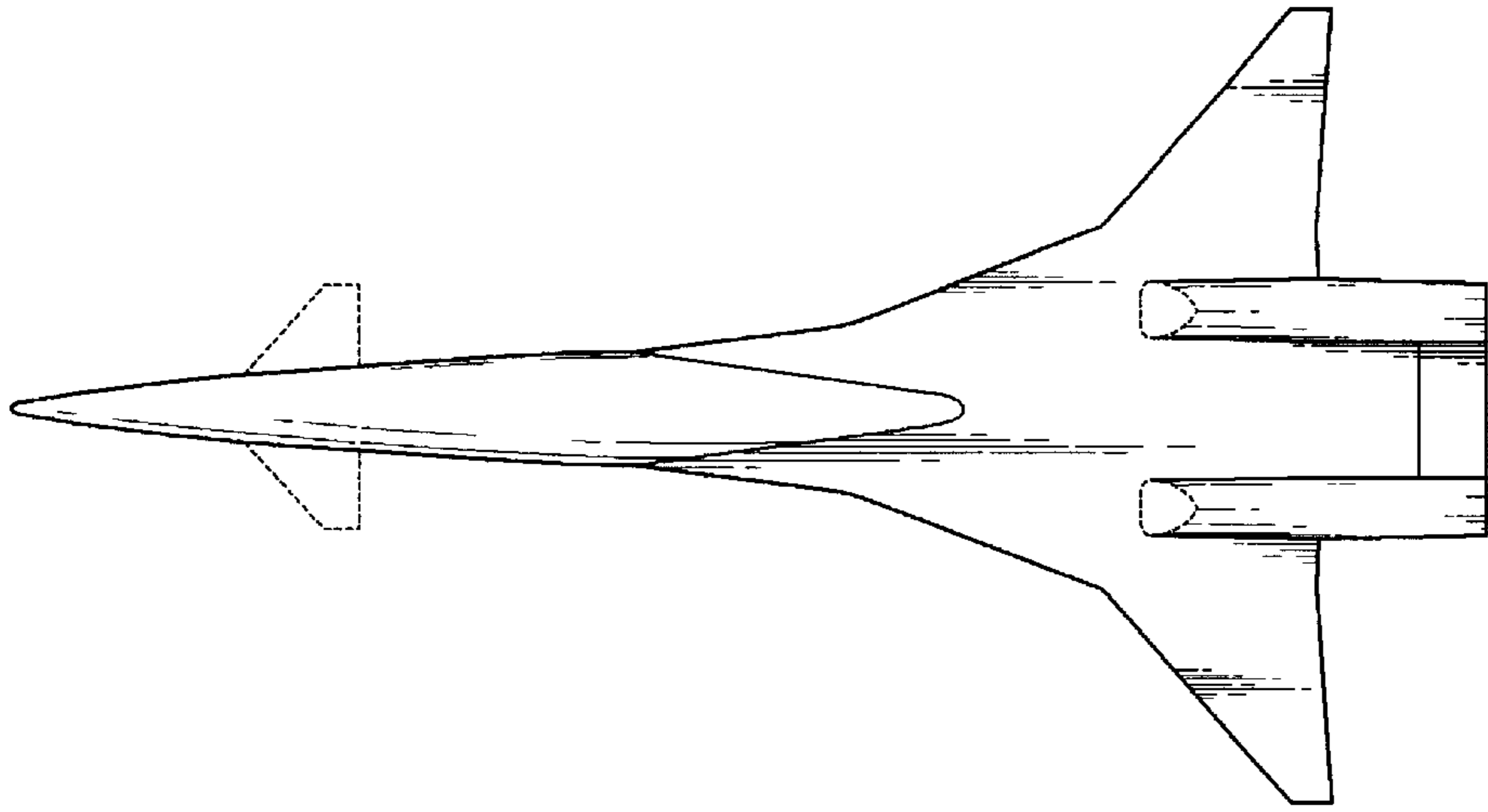


Fig. 9

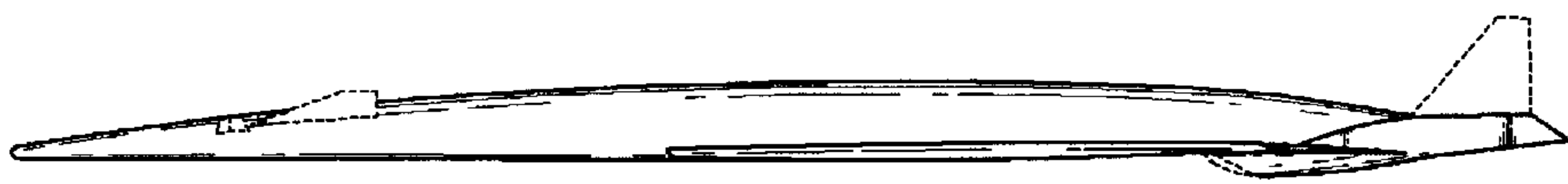


Fig. 10

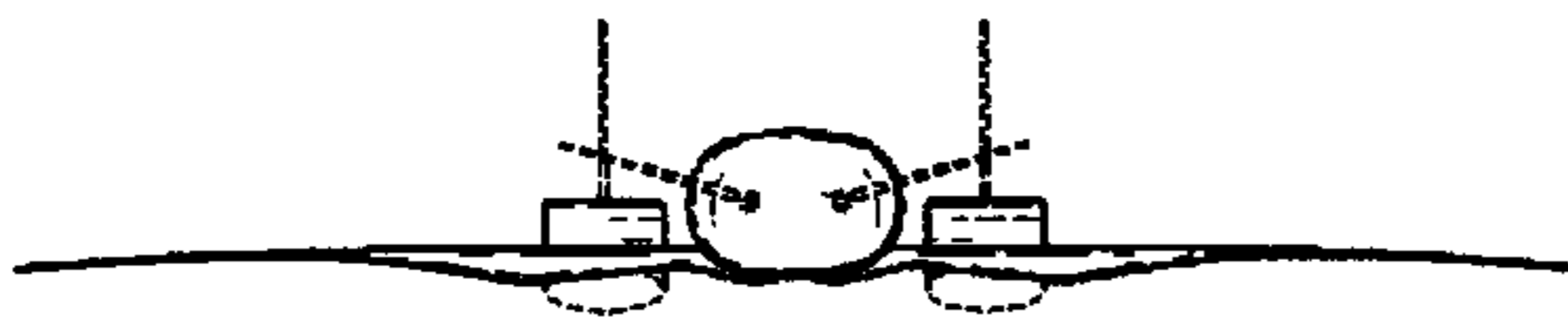


Fig. 11

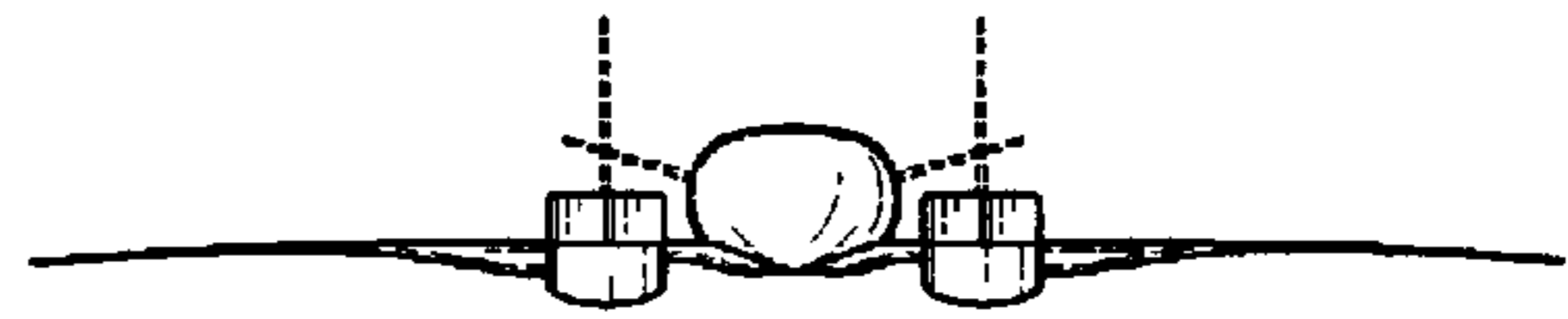


Fig. 12