



US00D477558S

(12) **United States Design Patent**
Brintouch

(10) **Patent No.:** **US D477,558 S**

(45) **Date of Patent:** **** Jul. 22, 2003**

(54) **WHEEL**

D463,769 S * 10/2002 Chung D12/211
D466,851 S * 12/2002 Pfeiffer et al. D12/211

(75) Inventor: **Shawn Brintouch**, Brooklyn, NY (US)

* cited by examiner

(73) Assignee: **Atlantic Wholesalers, Inc.**, Brooklyn, NY (US)

Primary Examiner—Stacia Cadmus

(**) Term: **14 Years**

(74) *Attorney, Agent, or Firm*—Davidson, Davidson & Kappel, LLC

(21) Appl. No.: **29/175,131**

(57) **CLAIM**

(22) Filed: **Jan. 29, 2003**

The ornamental design for a wheel, as shown and described.

(51) **LOC (7) Cl.** **12-16**

DESCRIPTION

(52) **U.S. Cl.** **D12/211**

(58) **Field of Search** D12/204-211;
301/37.101, 64.101, 65

FIG. 1 is a front elevational view of a first embodiment of the wheel showing my new design;

FIG. 2 is a front and side perspective view of a first embodiment of the wheel;

FIG. 3 is a cross-sectional view of the wheel taken along line 3-3 of FIG. 1;

FIG. 4 is a cross-sectional view of the wheel taken along line 4-4 of FIG. 1;

FIG. 5 is a front elevational view of a second embodiment of the wheel; and,

FIG. 6 is a front and side perspective view of a second embodiment of the wheel.

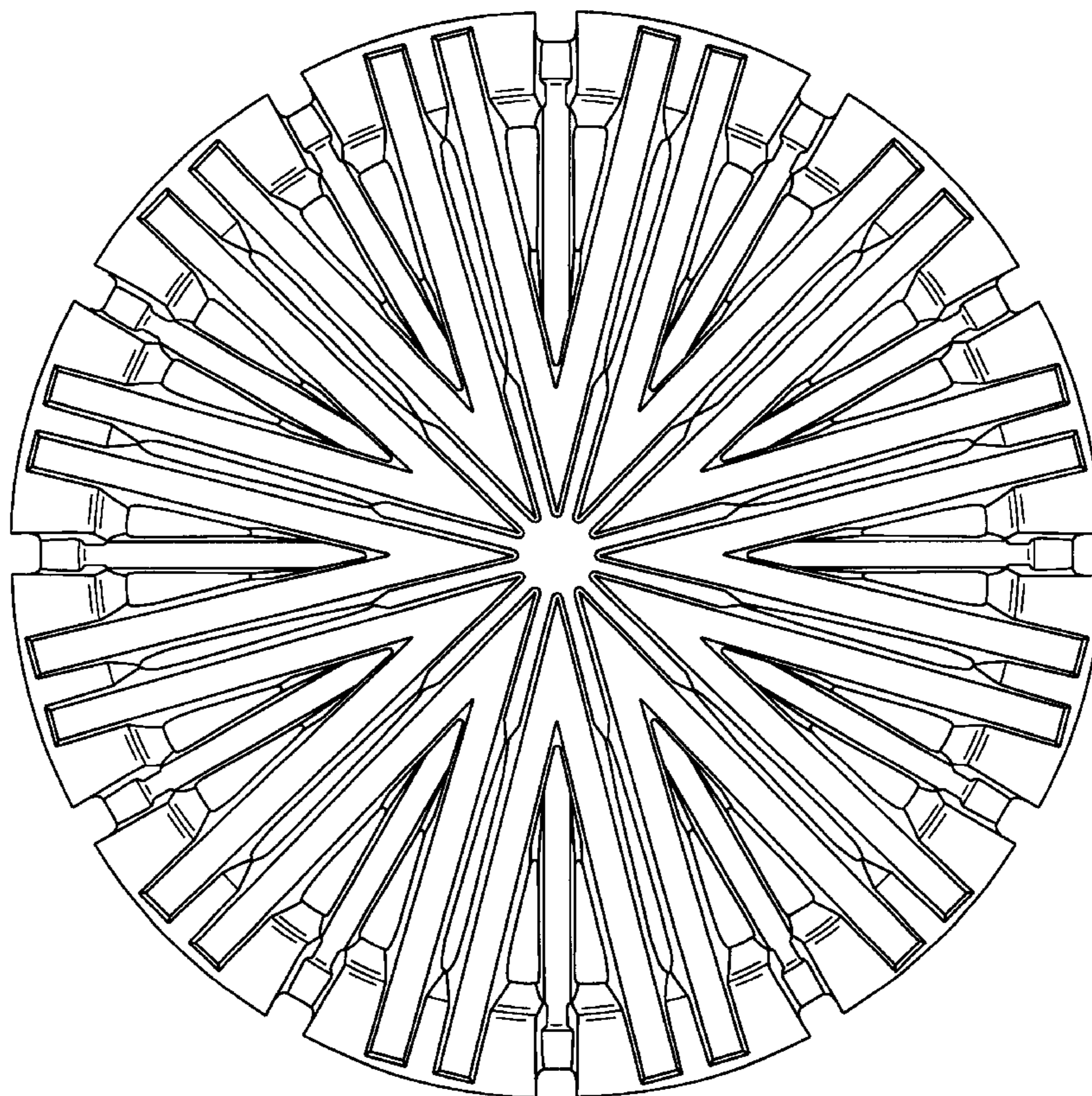
The portions of the wheel designs shown in broken lines in FIGS. 1, 2 and 6 form no part of the claimed design thereof.

(56) **References Cited**

U.S. PATENT DOCUMENTS

D294,821 S	*	3/1988	Danbom	D12/211
D438,503 S	*	3/2001	Syring	D12/211
D445,753 S	*	7/2001	Neeper	D12/211
D451,067 S	*	11/2001	Frizzi	D12/211
D451,467 S	*	12/2001	Chung	D12/211
D453,136 S	*	1/2002	Frizzi	D12/211
D457,119 S	*	5/2002	Braun et al.	D12/211
D460,035 S	*	7/2002	Wiesinger	D12/211
D460,733 S	*	7/2002	Bintoro	D12/211
D460,942 S	*	7/2002	Lee	D12/211

1 Claim, 5 Drawing Sheets



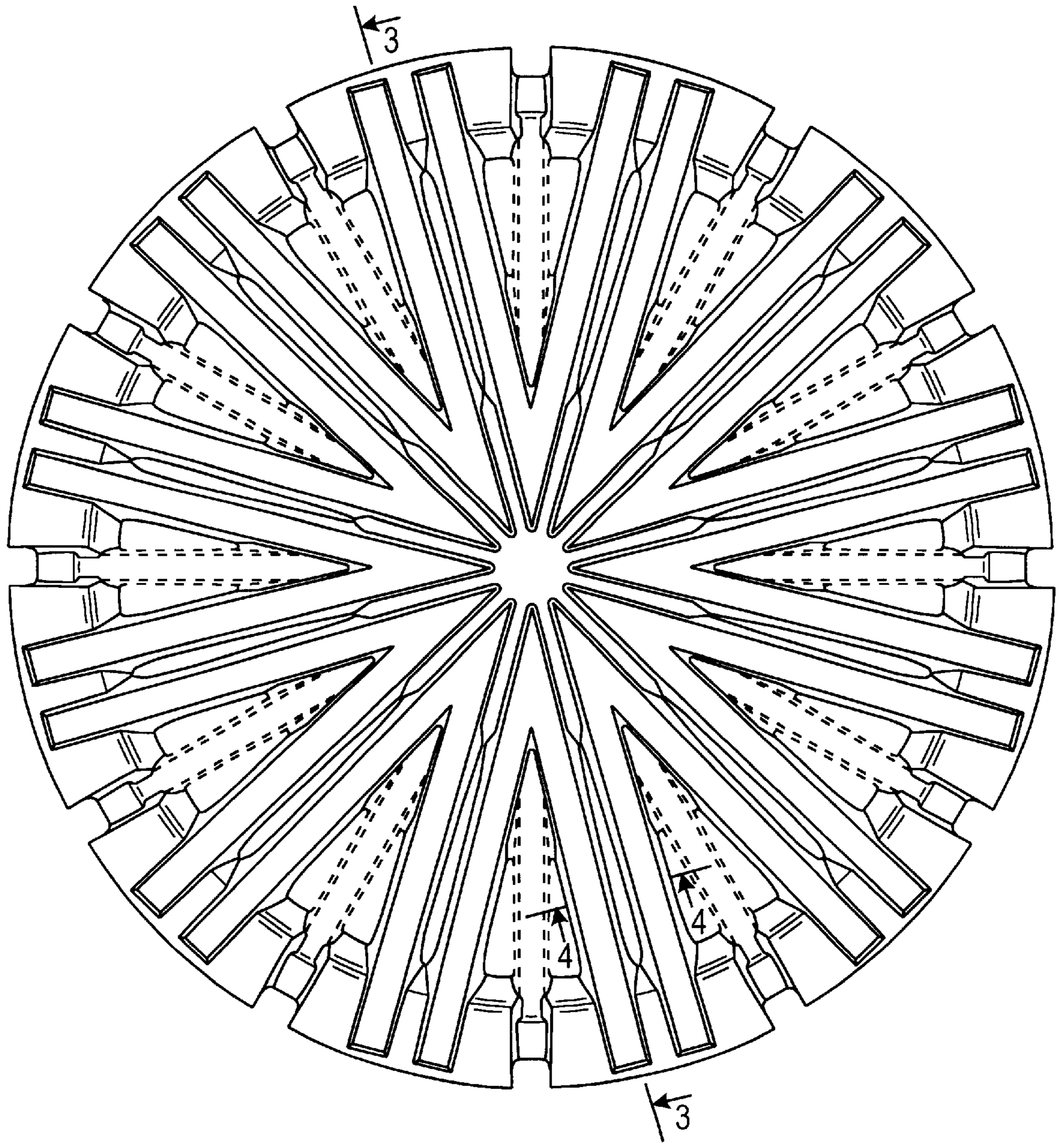


FIG. 1

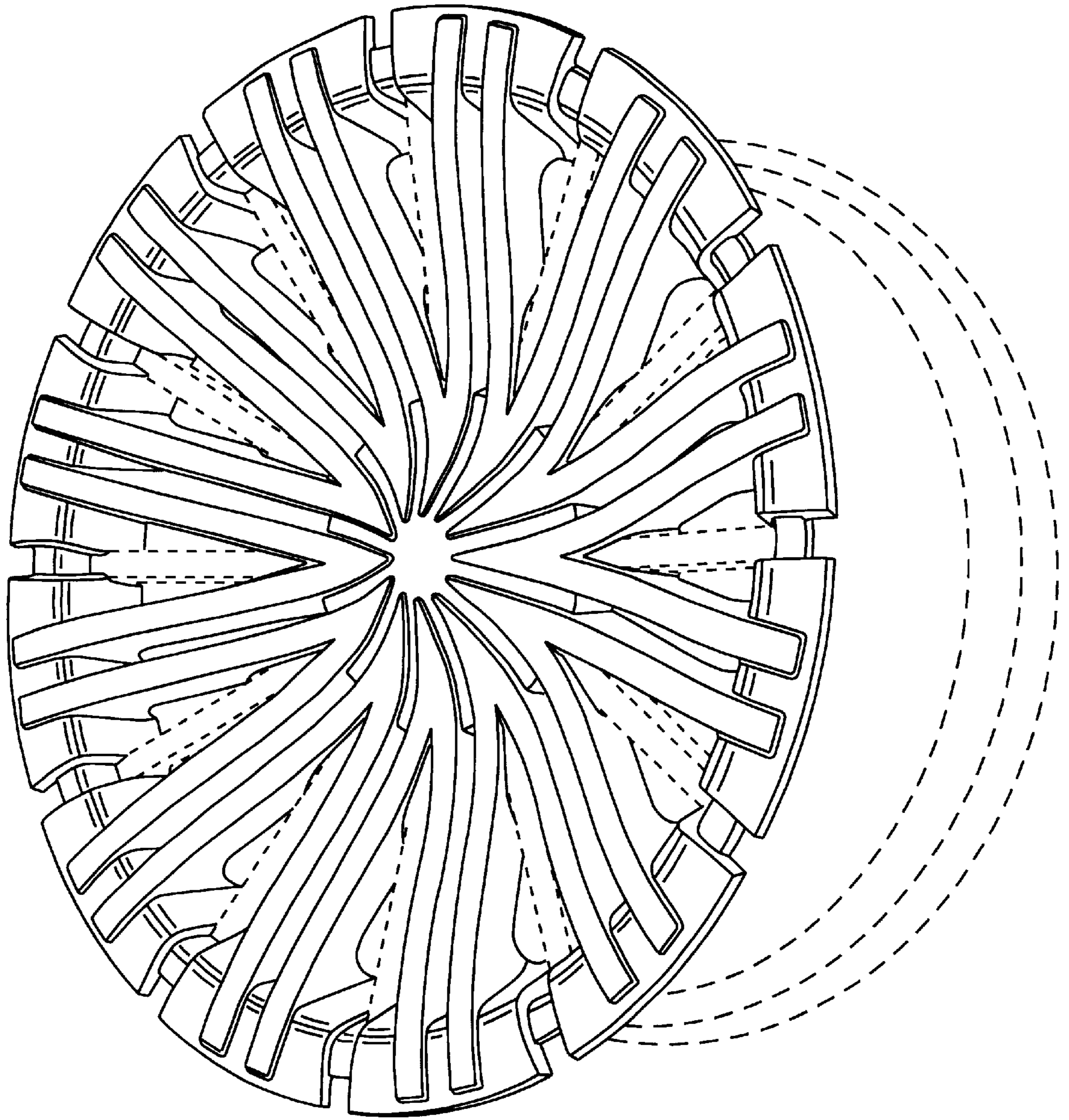


FIG. 2



FIG. 3

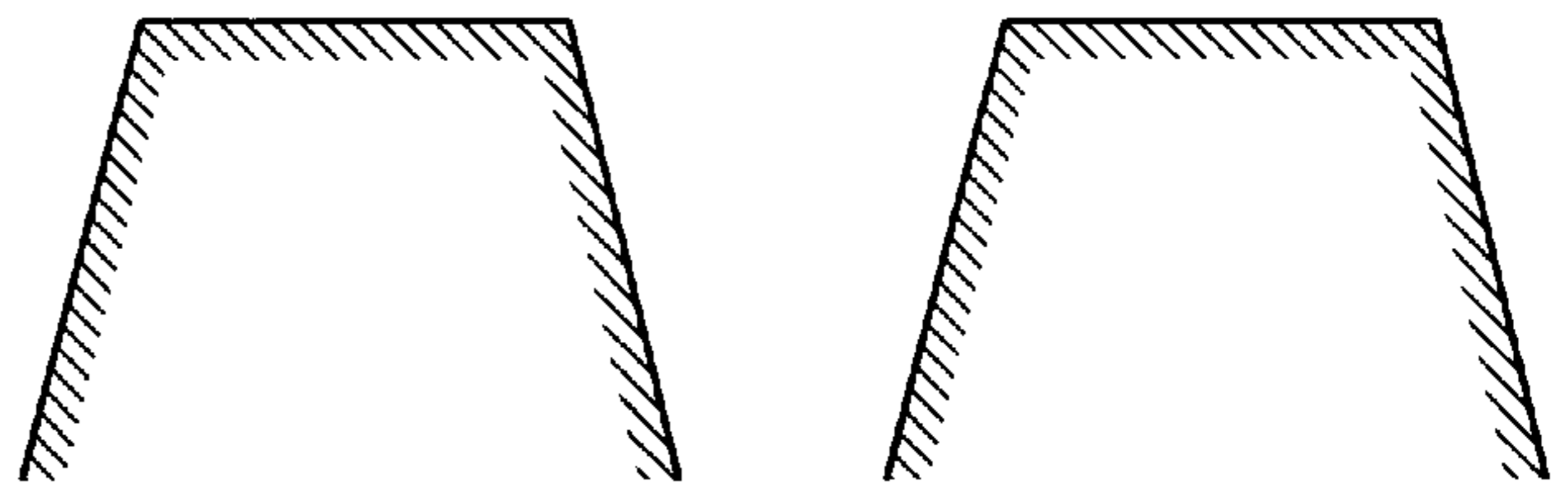


FIG. 4




FIG. 5

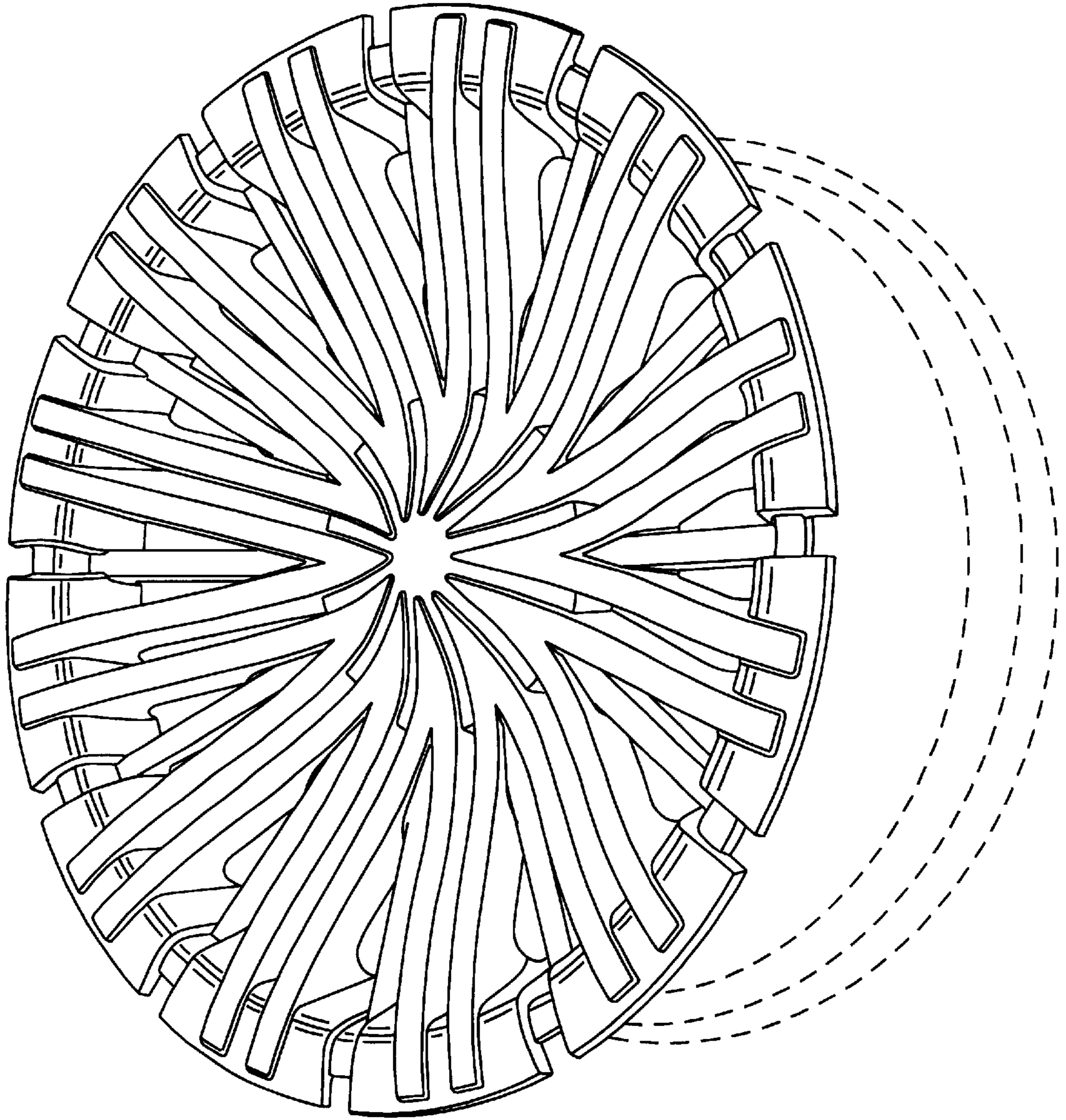


FIG. 6