



US00D477554S

(12) **United States Design Patent**
Keefer et al.

(10) **Patent No.:** **US D477,554 S**

(45) **Date of Patent:** **** Jul. 22, 2003**

(54) **FUEL CAP**

(76) Inventors: **Neal L. Keefer**, 4025 NE. Couch St.,
Portland, OR (US) 97232; **Jeffrey P.
Roethe**, 486 NE. 3rd St., Canby, OR
(US) 97013

(**) Term: **14 Years**

(21) Appl. No.: **29/168,905**

(22) Filed: **Oct. 10, 2002**

(51) **LOC (7) Cl.** **12-16**

(52) **U.S. Cl.** **D12/197**

(58) **Field of Search** D12/197-201,
D12/114; D7/398, 598; D9/453, 443, 454;
220/86.1-86.3, 288, DIG. 33, 200, 203.4,
4.14

(56) **References Cited**

U.S. PATENT DOCUMENTS

D164,698 S	*	10/1951	Mathews	D12/197
D250,466 S	*	12/1978	O'Banion	D12/197
D348,645 S	*	7/1994	Hitchcock et al.	D12/197
D353,357 S	*	12/1994	Weinberg et al.	D12/197
D363,909 S	*	11/1995	Carnett	D12/197
D376,565 S	*	12/1996	Davidson et al.	D12/197 X
D382,529 S	*	8/1997	Davidson et al.	D12/197
D397,076 S	*	8/1998	Seibert et al.	D12/197
D397,320 S	*	8/1998	Hoagland, IV	D12/197
D402,248 S	*	12/1998	Triebold	D12/197

D422,255 S	*	4/2000	Gonzales	D12/197
D445,388 S	*	7/2001	Nicosia	D12/197
D455,107 S	*	4/2002	Zimmerman	D12/197

* cited by examiner

Primary Examiner—Stacia Cadmus

(74) *Attorney, Agent, or Firm*—Ingrid McTaggart

(57) **CLAIM**

The ornamental design for a fuel cap, as shown and described.

DESCRIPTION

FIG. 1 is a top isometric view of the fuel cap, showing our new design;
 FIG. 2 is a bottom isometric view of the fuel cap thereof;
 FIG. 3 is a top view thereof;
 FIG. 4 is a right side elevational view thereof, the left side elevational view being a mirror image thereof;
 FIG. 5 is a bottom view thereof;
 FIG. 6 is a top isometric view of a second embodiment of the fuel cap, showing our new design;
 FIG. 7 is a bottom isometric view of the second embodiment of the fuel cap thereof;
 FIG. 8 is a top view thereof;
 FIG. 9 is a right side elevational view thereof, the left side elevational view being a mirror image thereof; and,
 FIG. 10 is a bottom view thereof.

1 Claim, 4 Drawing Sheets





FIG. 1




FIG. 2




FIG. 3

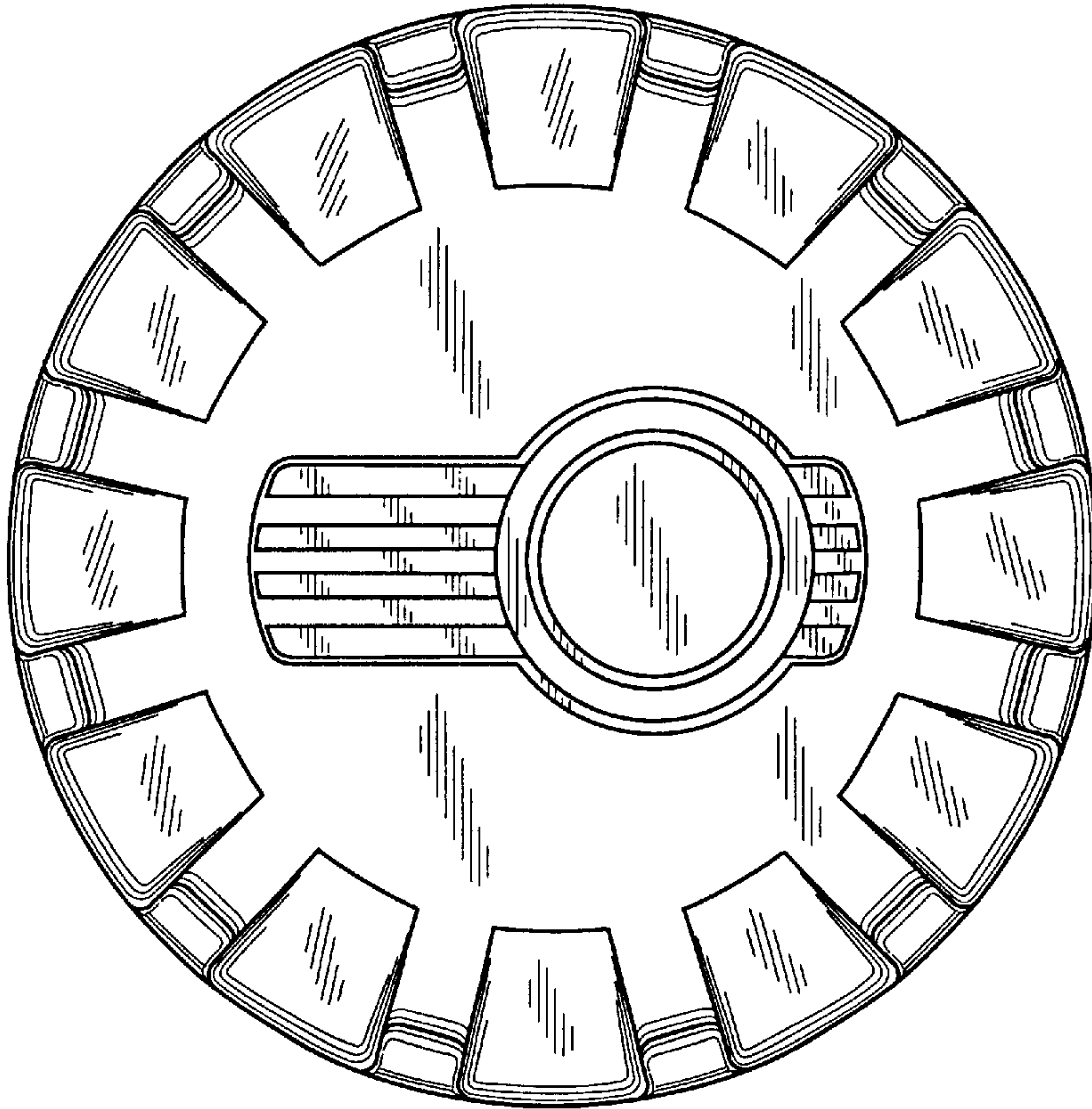


FIG. 4

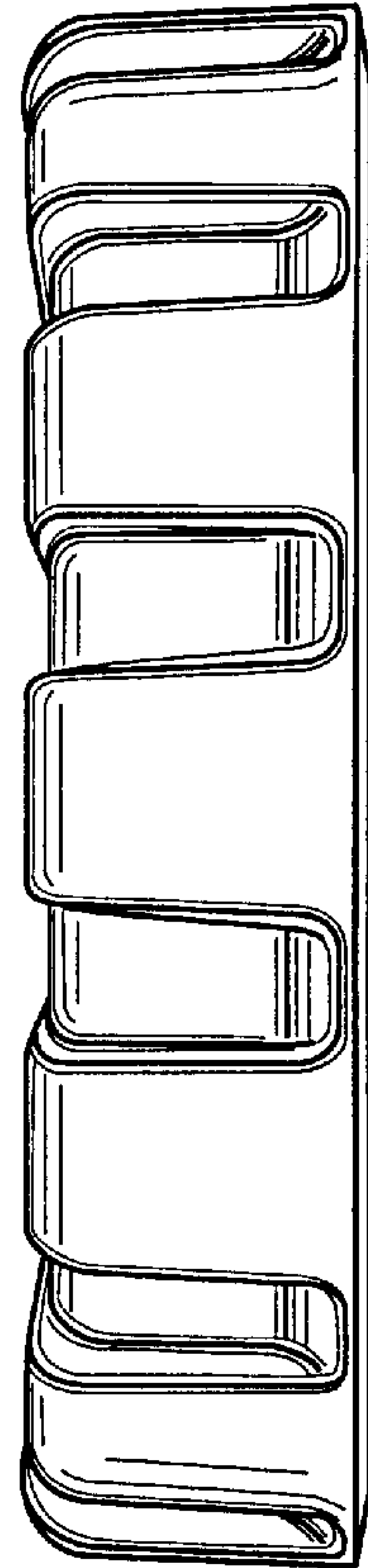


FIG. 5

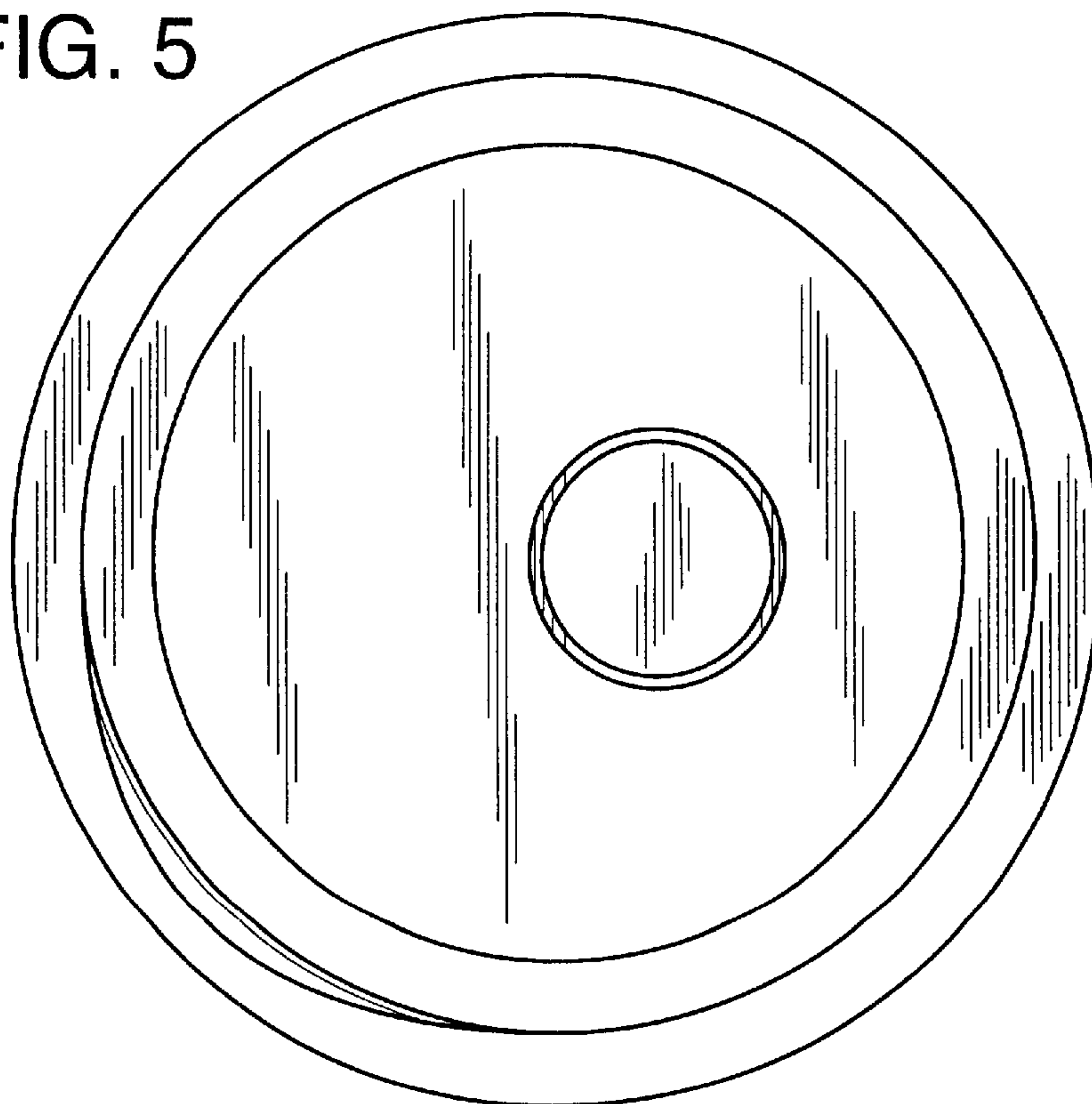


FIG. 6




FIG. 7

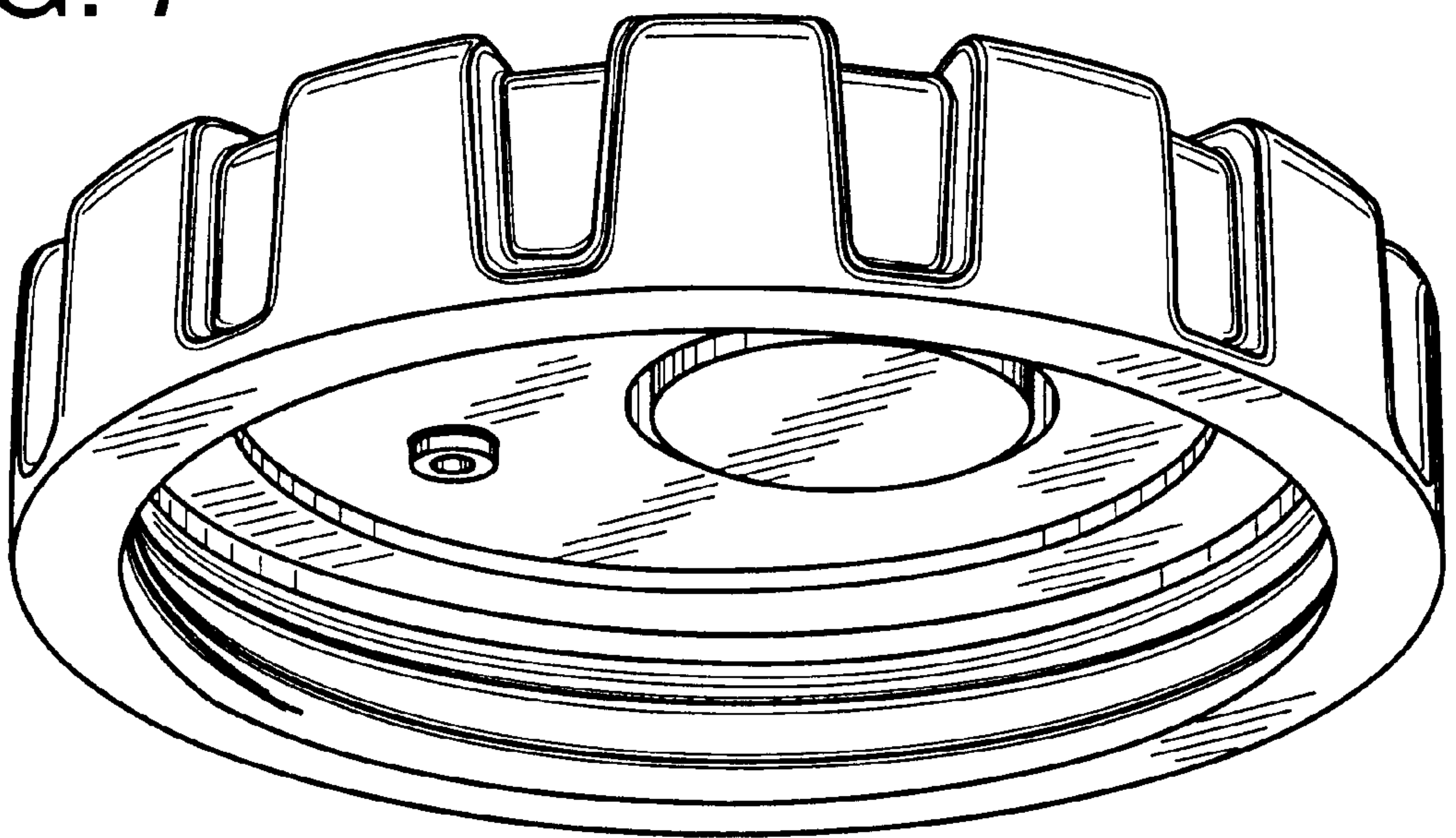


FIG. 8

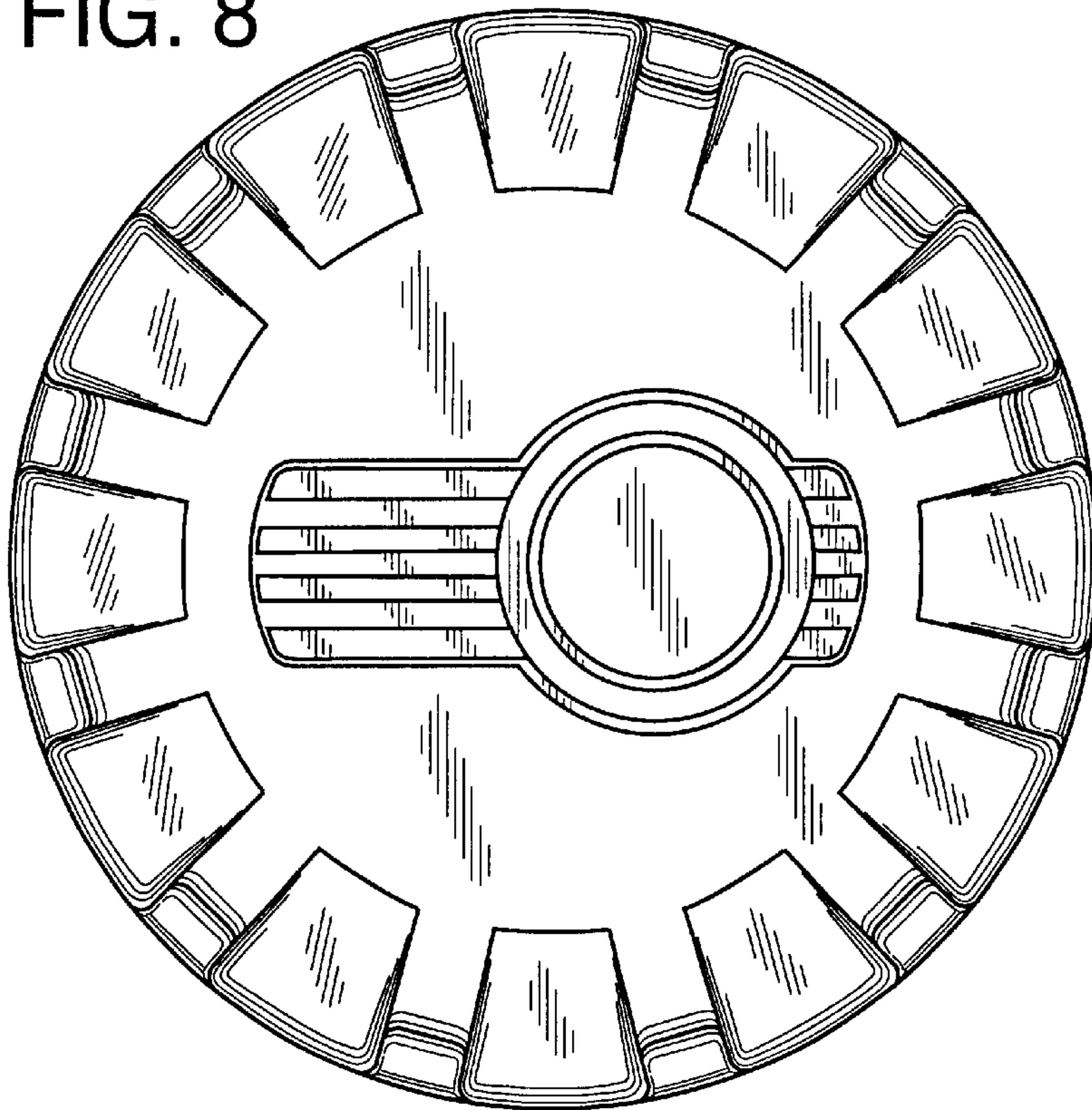


FIG. 9

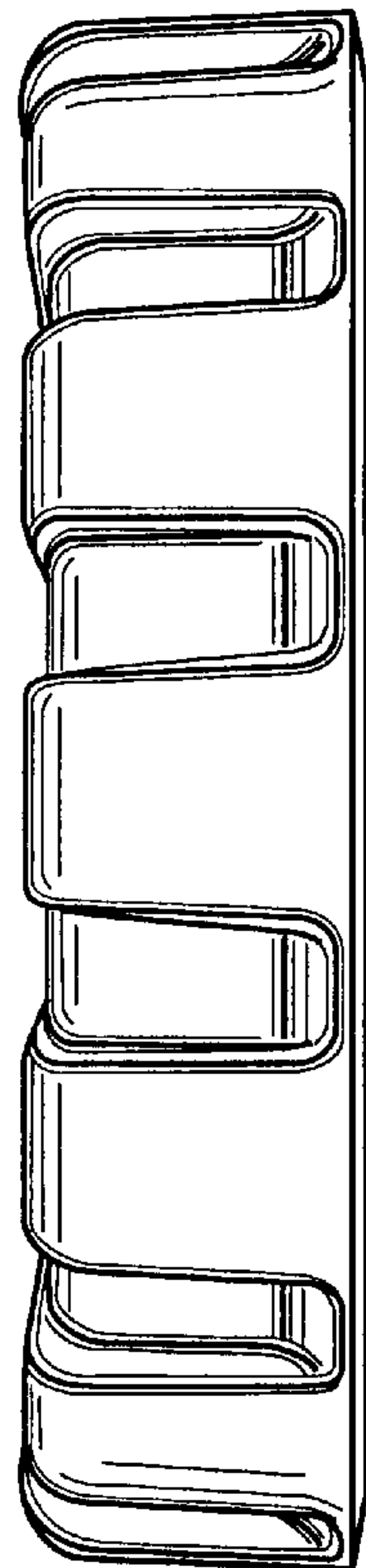


FIG. 10

