



US00D477551S

(12) **United States Design Patent**
Stahel et al.

(10) **Patent No.:** **US D477,551 S**

(45) **Date of Patent:** **** Jul. 22, 2003**

(54) **SADDLE BAG LIGHT STRIP**

(75) Inventors: **Alwin J. Stahel**, St. Paul, MN (US);
David C. Abbe, El Cajon, CA (US);
Thomas H. Rudd, Hudson, WI (US)

(73) Assignee: **Kuryakyn Holdings, Inc.**, Somerset,
WI (US)

(**) Term: **14 Years**

(21) Appl. No.: **29/158,814**

(22) Filed: **Apr. 10, 2002**

(51) **LOC (7) Cl.** **12-11**

(52) **U.S. Cl.** **D12/114; D26/28**

(58) **Field of Search** **D12/110, 114,**
D12/190; 180/219; D26/28, 34; 362/473-476;
224/413-435

(56) **References Cited**

U.S. PATENT DOCUMENTS

- D220,058 S * 3/1971 Bernstein D26/28
- D227,799 S * 7/1973 Taylor D26/28
- D281,412 S * 11/1985 Barnhart D12/190
- D370,284 S * 5/1996 Farchione D26/28

OTHER PUBLICATIONS

Kuryakyn 2000 Catalog—Cover and pp. 13–18, Published Spring 2000.

* cited by examiner

Primary Examiner—Joel Sincavage

Assistant Examiner—Linda Brooks

(74) *Attorney, Agent, or Firm*—Westman, Champlin & Kelly, P.A.

(57) **CLAIM**

The ornamental design for a saddle bag light strip, as shown and described.

DESCRIPTION

FIG. 1 is a perspective view of a saddle bag light strip embodying our new design;

FIG. 2 is a top plan view thereof;

FIG. 3 is a rear elevational view thereof;

FIG. 4 is a right side elevational view thereof;

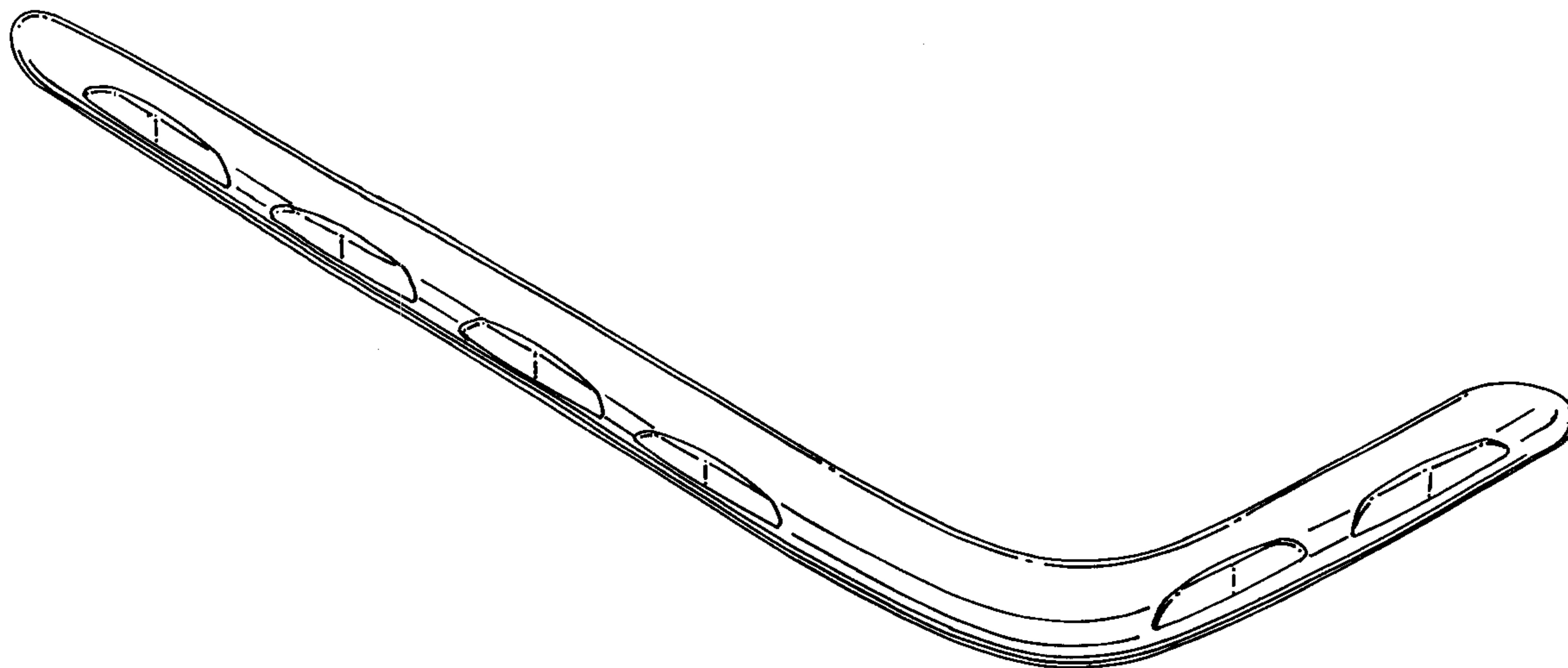
FIG. 5 is a left side elevational view thereof;

FIG. 6 is a front elevational view thereof; and,

FIG. 7 is a bottom plan view thereof.

The broken lines shown form no part of the claimed design.

1 Claim, 5 Drawing Sheets



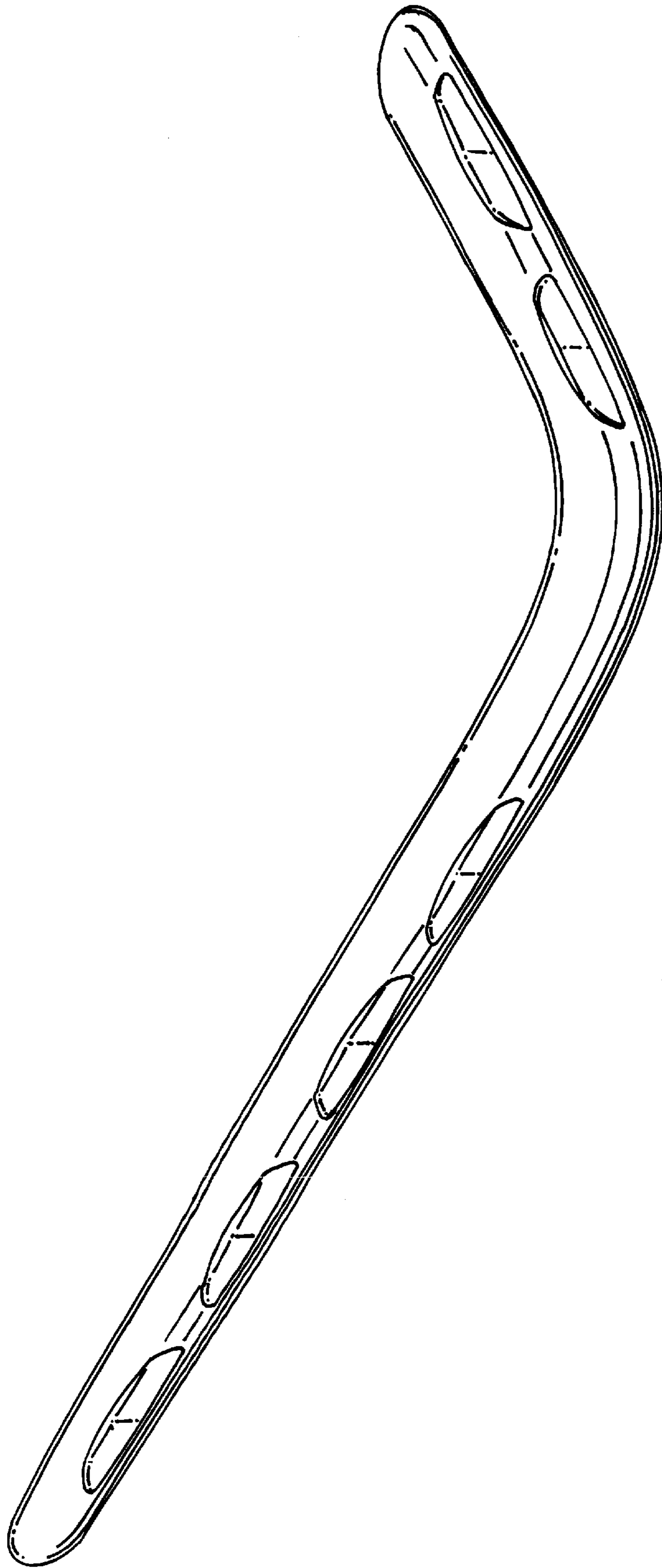


FIG. 1




FIG. 2




FIG. 3

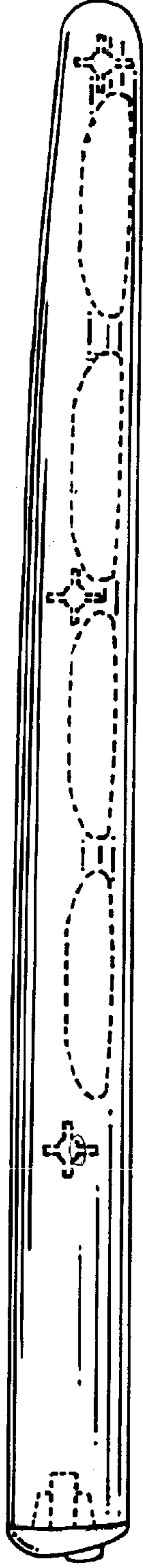


FIG. 4

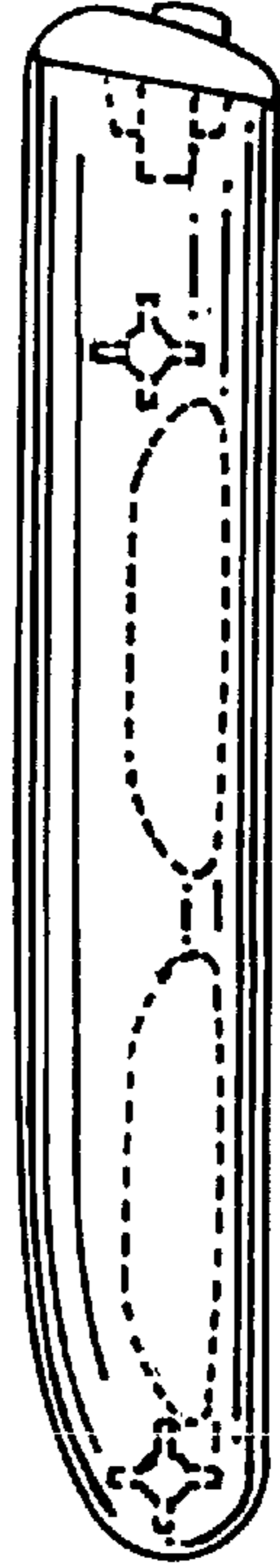


FIG. 6




FIG. 5

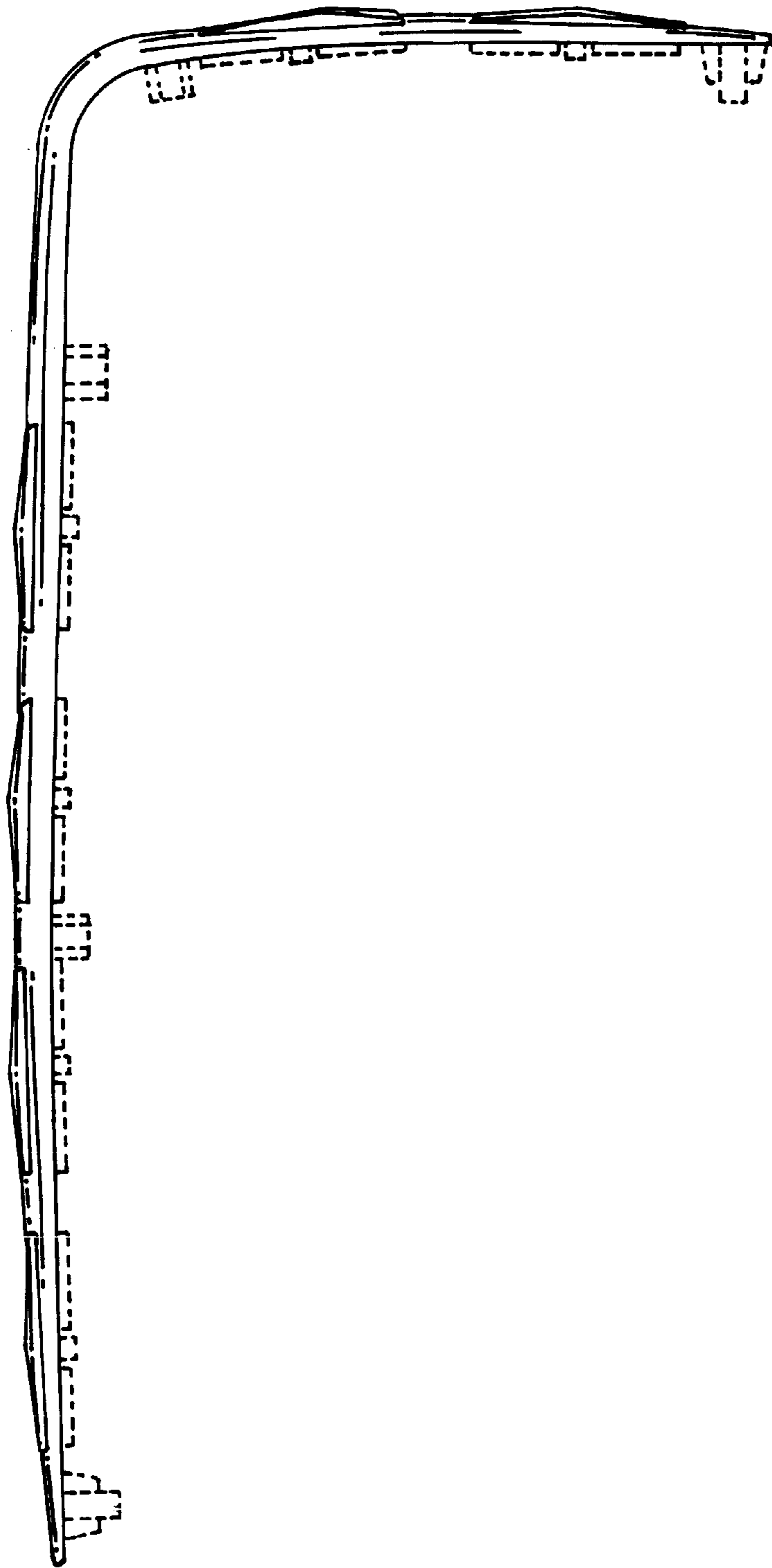


FIG. 7