



US00D477526S

(12) **United States Design Patent**
Goodman et al.

(10) **Patent No.:** **US D477,526 S**

(45) **Date of Patent:** **** Jul. 22, 2003**

(54) **HOOK**

(75) Inventors: **Sheldon H. Goodman**, 30905 Stratford, Solon, OH (US) 44139; **Brian Stelmarski**, Mayfield Hts., OH (US)

(73) Assignee: **Sheldon H. Goodman**, Solon, OH (US)

(**) Term: **14 Years**

(21) Appl. No.: **29/167,144**

(22) Filed: **Sep. 10, 2002**

(51) **LOC (7) Cl.** **08-05**

(52) **U.S. Cl.** **D8/370**

(58) **Field of Search** D8/352, 367, 369, D8/371, 372, 370, 368; 248/489, 301-304, 214, 215, 216.1, 467, 339, 497, 251, 231.91, 314, 205.3, 218.1-218.3; D6/323, 524, 566; 211/106.01, 60.1, 13.1, 65-66, 31-32, 85.3; 166/348, 349.2

(56) **References Cited**

U.S. PATENT DOCUMENTS

| | | | | | | |
|-----------|---|---|--------|---------|-------|-----------|
| 1,798,768 | A | * | 3/1931 | Vance | | 248/304 |
| 2,679,998 | A | * | 6/1954 | Keller | | 248/205.3 |
| 3,433,449 | A | * | 3/1969 | Musante | | 248/497 |
| D339,290 | S | * | 9/1993 | Close | | D9/447 |

* cited by examiner

Primary Examiner—Pamela Burgess

(74) *Attorney, Agent, or Firm*—Pearne & Gordon LLP

(57) **CLAIM**

The ornamental design for a hook, as shown and described.

DESCRIPTION

FIG. 1 is a front, side and top perspective view of a hook showing our new design;

FIG. 2 is a side elevational view thereof;

FIG. 3 is a front elevational view thereof;

FIG. 4 is a rear elevational view thereof;

FIG. 5 is a top plan view thereof; and

FIG. 6 is a bottom plan view thereof;

FIG. 7 is a front, side and top perspective view of a second embodiment of a hook showing our new design;

FIG. 8 is a side elevational view thereof;

FIG. 9 is a front elevational view thereof;

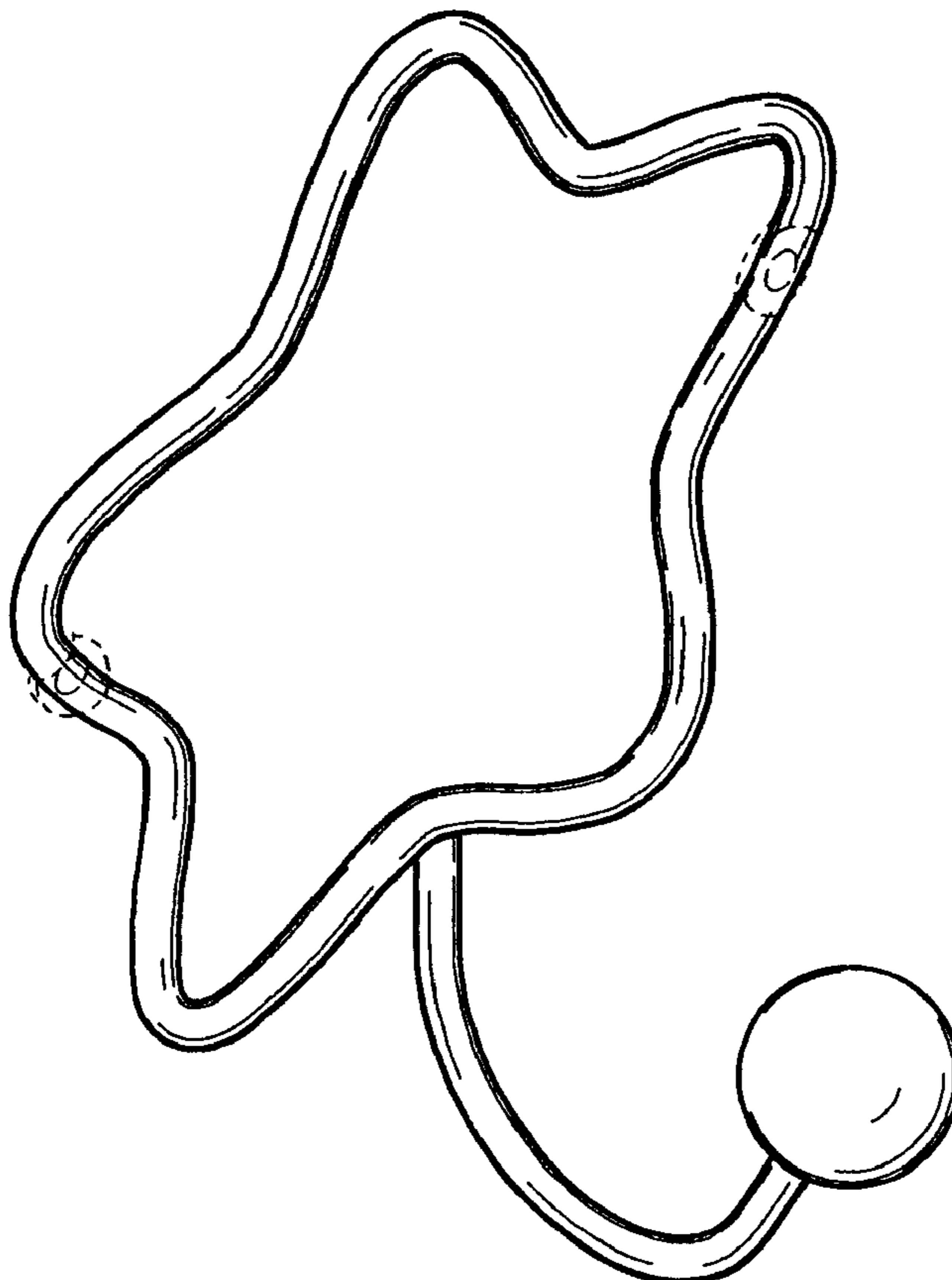
FIG. 10 is a rear elevational view thereof;

FIG. 11 top plan view thereof; and,

FIG. 12 is a bottom plan view thereof.

The broken-line disclosure of elements in the views is for illustrative purposes only and forms no part of the claimed design.

1 Claim, 2 Drawing Sheets



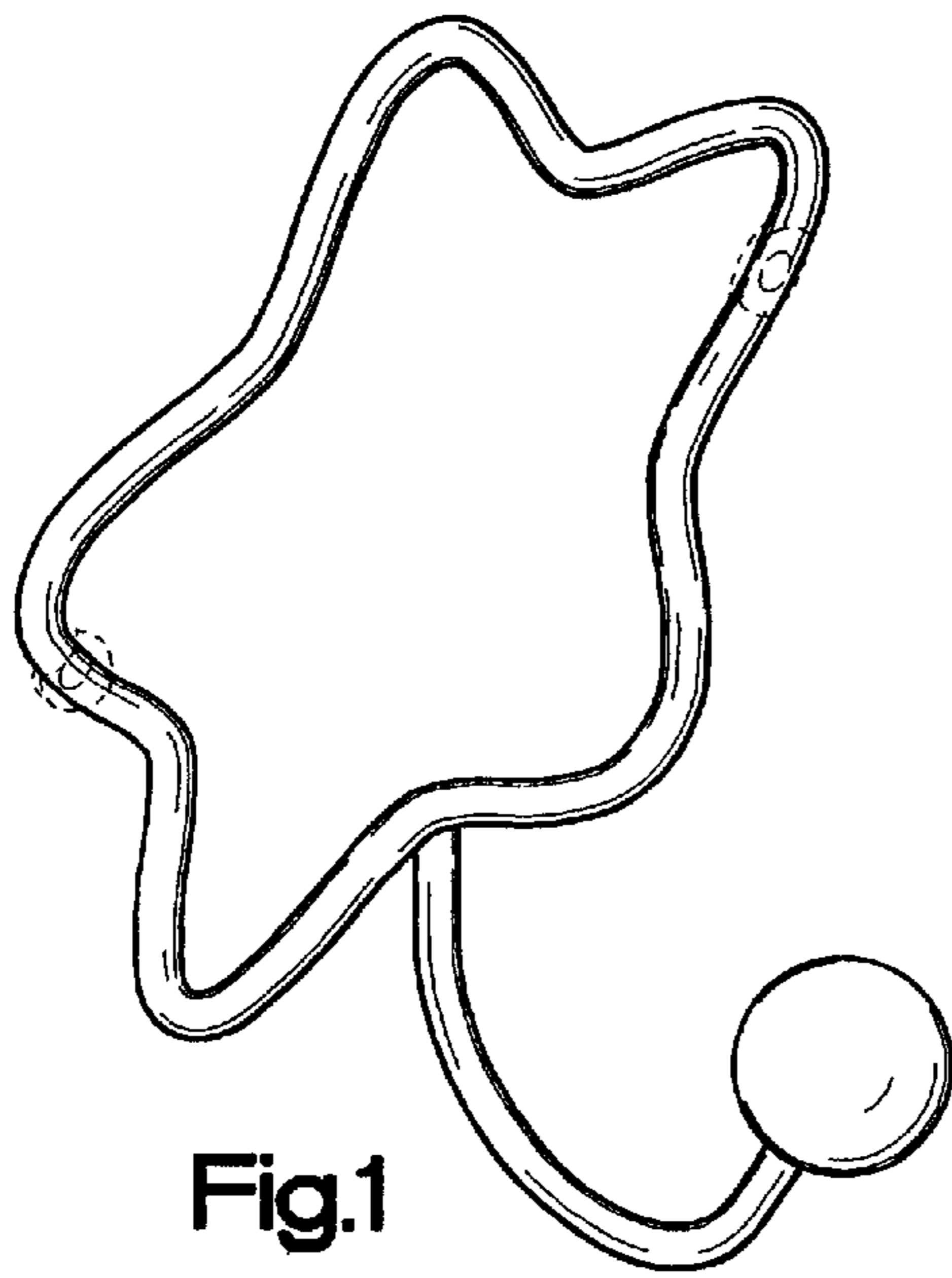


Fig.1

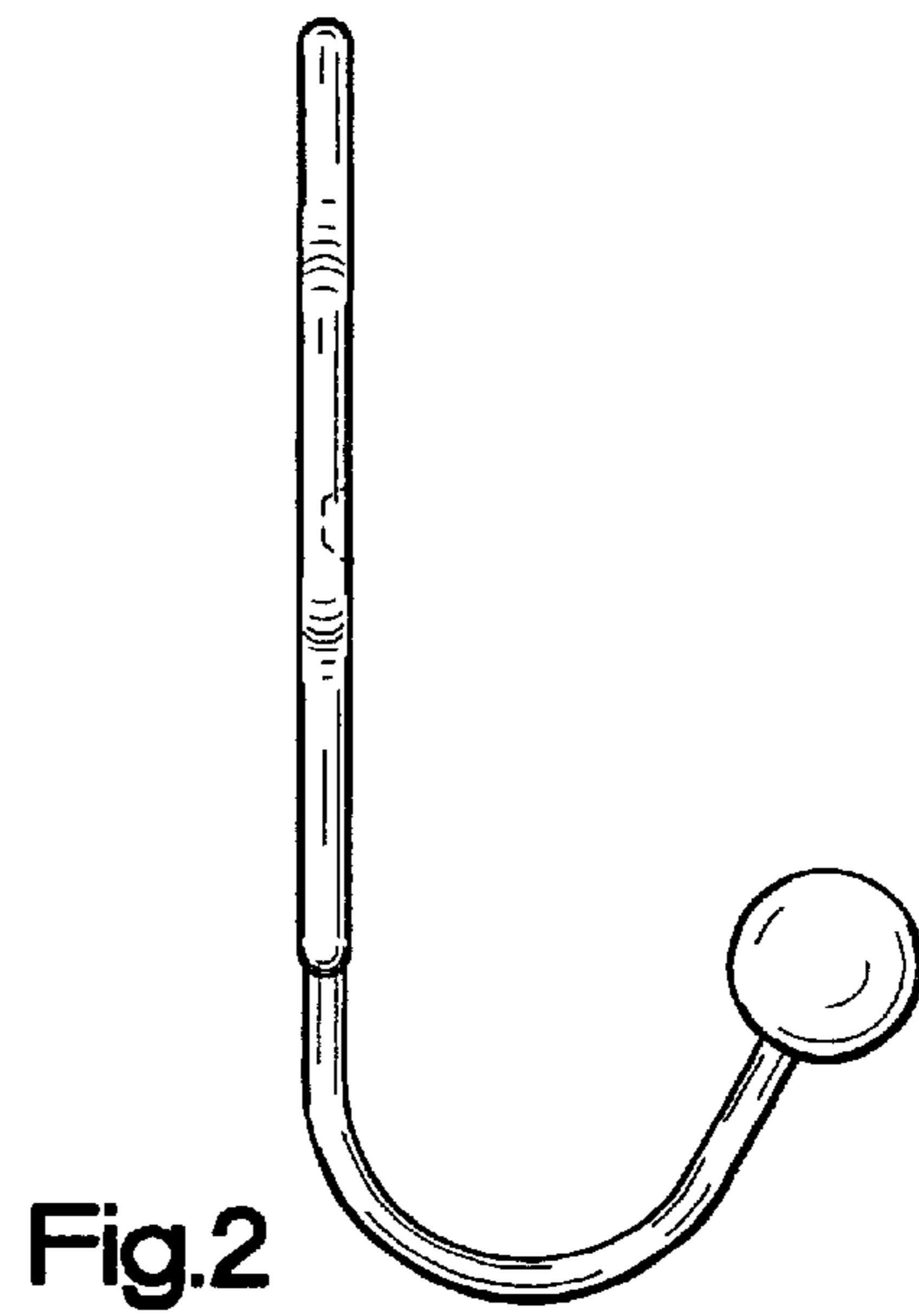


Fig.2

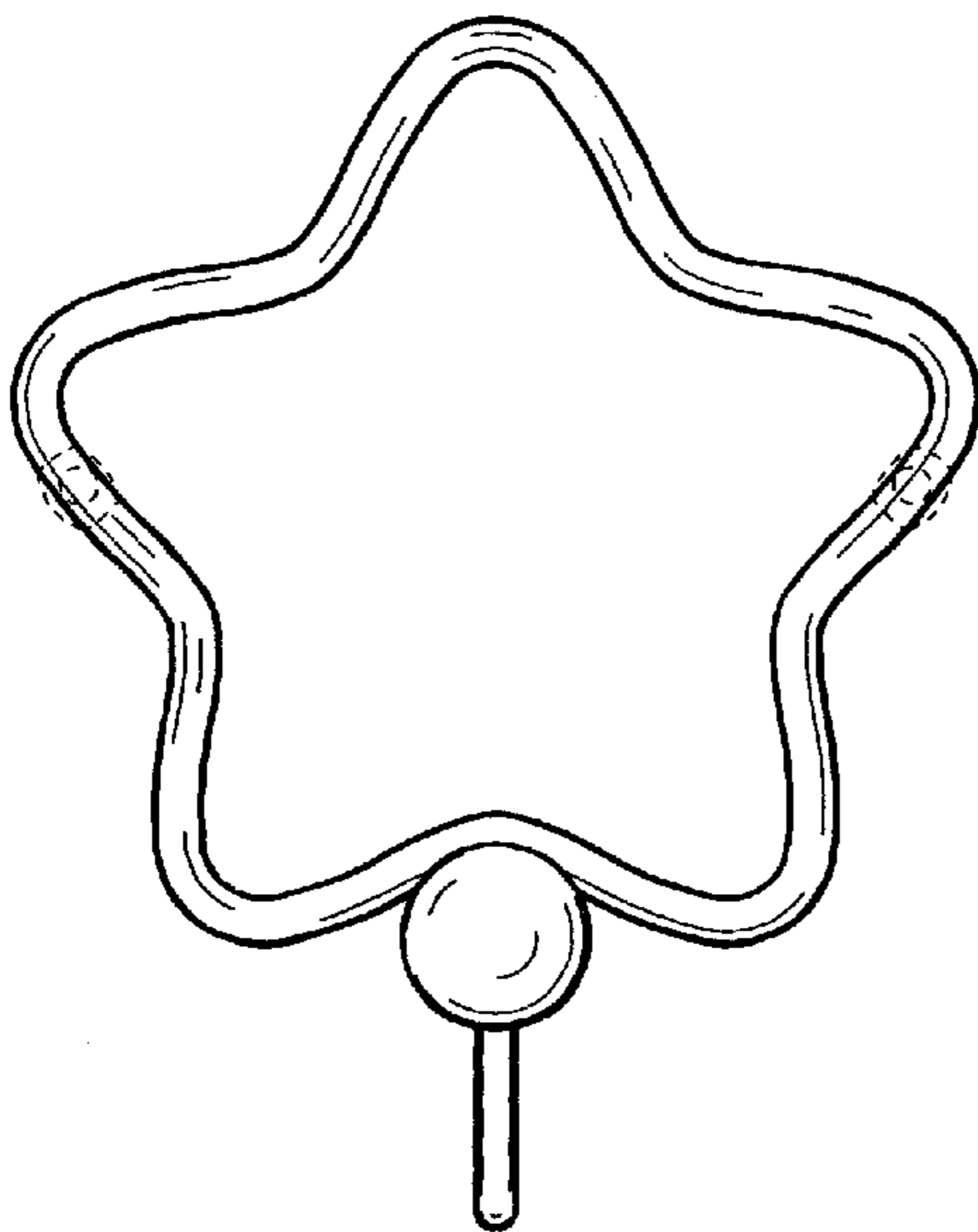


Fig.3

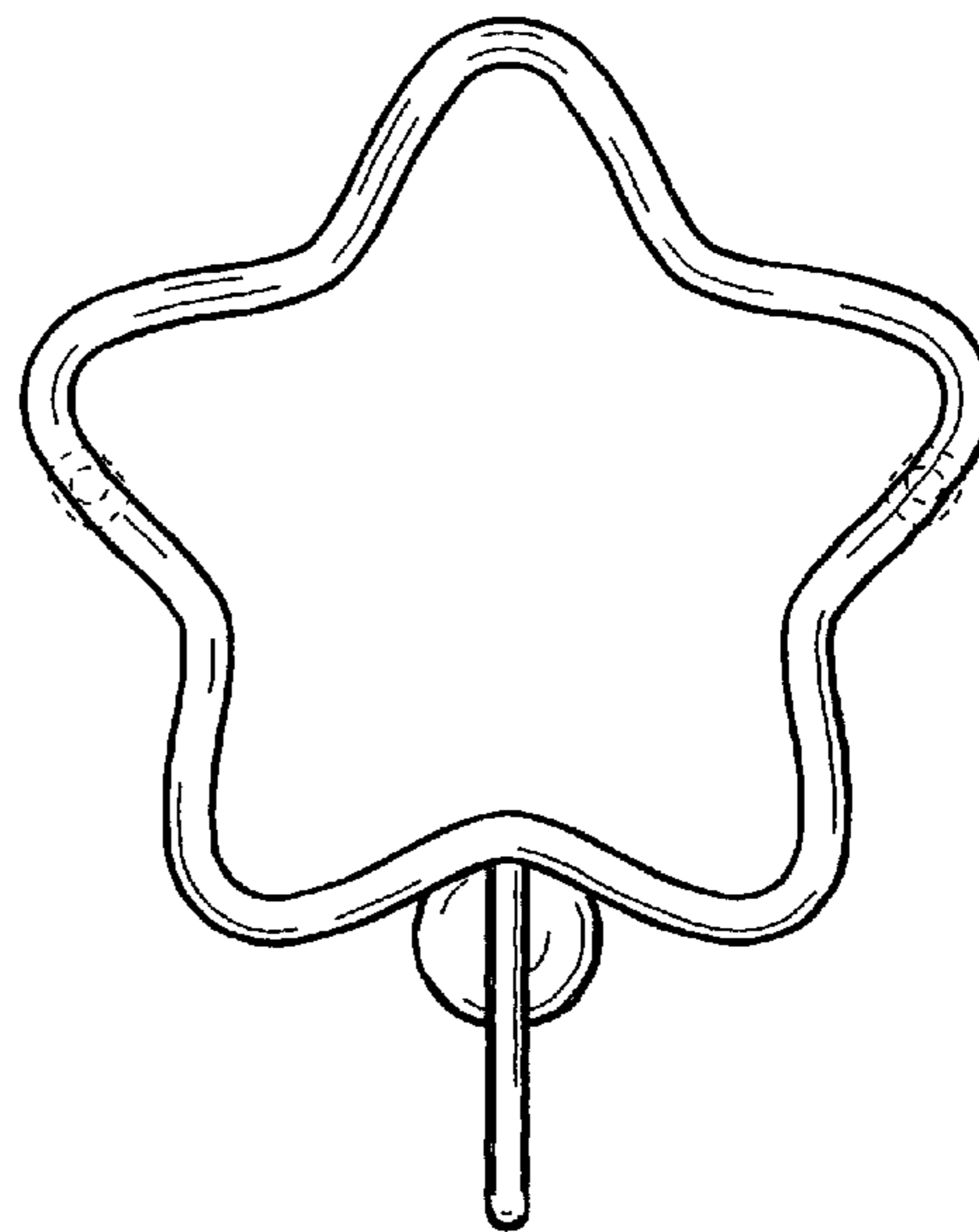


Fig.4




Fig.5




Fig.6

