



US00D477472S

(12) **United States Design Patent**
Bauchet

(10) **Patent No.:** **US D477,472 S**

(45) **Date of Patent:** **** Jul. 22, 2003**

(54) **SOFA**
(75) **Inventor:** **François Bauchet, Paris (FR)**
(73) **Assignee:** **Roset (FR)**
(**) **Term:** **14 Years**

D429,081 S * 8/2000 Gomez D6/381
D429,082 S * 8/2000 Desombre D6/381
D431,925 S * 10/2000 Natuzzi et al. D6/381
D443,996 S * 6/2001 Nicoletti D6/381
D444,641 S * 7/2001 Lipparini D6/381
D448,946 S * 10/2001 Goetz D6/381
D467,092 S * 12/2002 Vu D6/381

(21) **Appl. No.:** **29/164,284**
(22) **Filed:** **Jul. 22, 2002**

* cited by examiner

Primary Examiner—Gary D. Watson
(74) *Attorney, Agent, or Firm*—Cantor Colburn LLP

(30) **Foreign Application Priority Data**

(57) **CLAIM**

Jan. 21, 2002 (WO) DM/058 810

The ornamental design for a sofa, as shown and described.

(51) **LOC (7) Cl.** **06-01**
(52) **U.S. Cl.** **D6/381**
(58) **Field of Search** D6/334, 335, 336,
D6/364, 371, 381, 500, 501, 502; 5/12.1;
297/232

DESCRIPTION

FIG. 1 is a front perspective view of a sofa, showing my new design;
FIG. 2 is a rear perspective view thereof;
FIG. 3 is a front elevational view thereof;
FIG. 4 is a rear elevational view thereof;
FIG. 5 is a side elevational view thereof, the opposite side being a mirror image thereof; and,
FIG. 6 is a plan view thereof.

(56) **References Cited**

U.S. PATENT DOCUMENTS

D115,429 S * 6/1939 Stoll D6/381
D407,229 S * 3/1999 Riboldi D6/381
D427,448 S * 7/2000 Natuzzi et al. D6/381

1 Claim, 6 Drawing Sheets

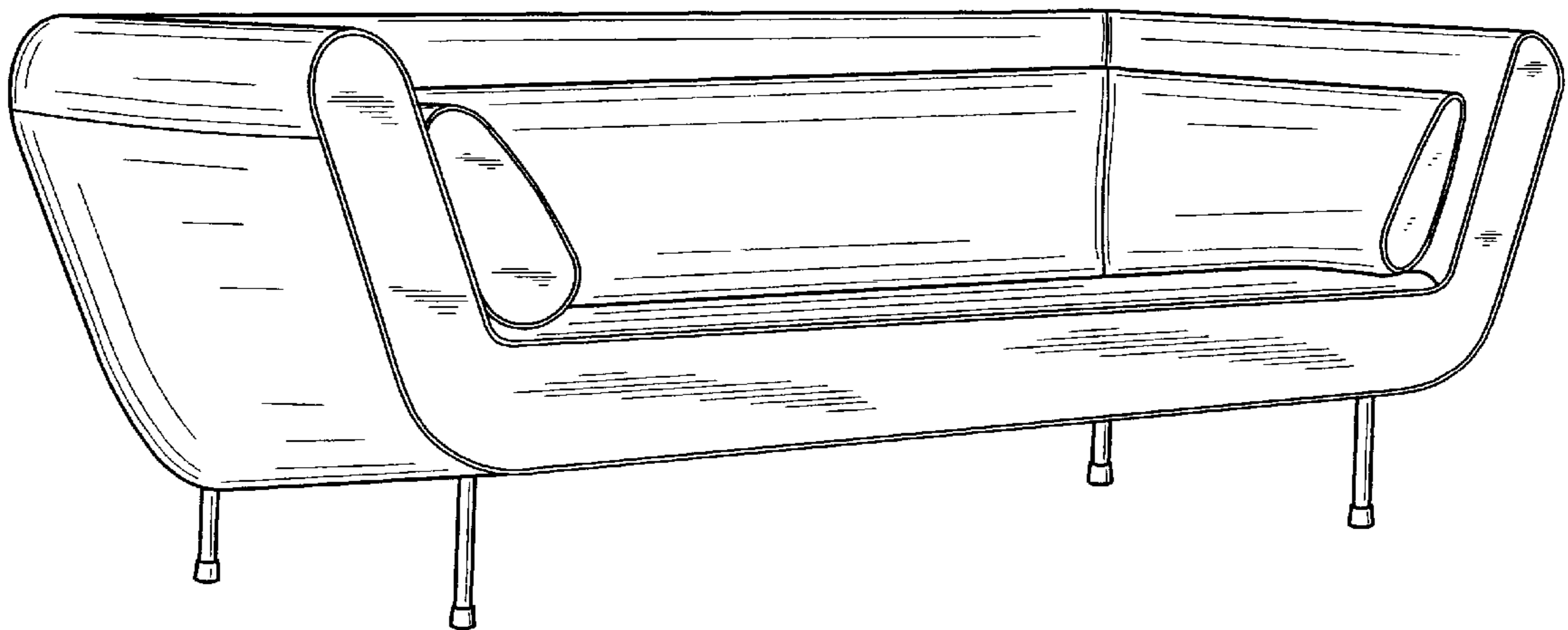


FIG. 1




FIG. 2




FIG. 3



FIG. 4

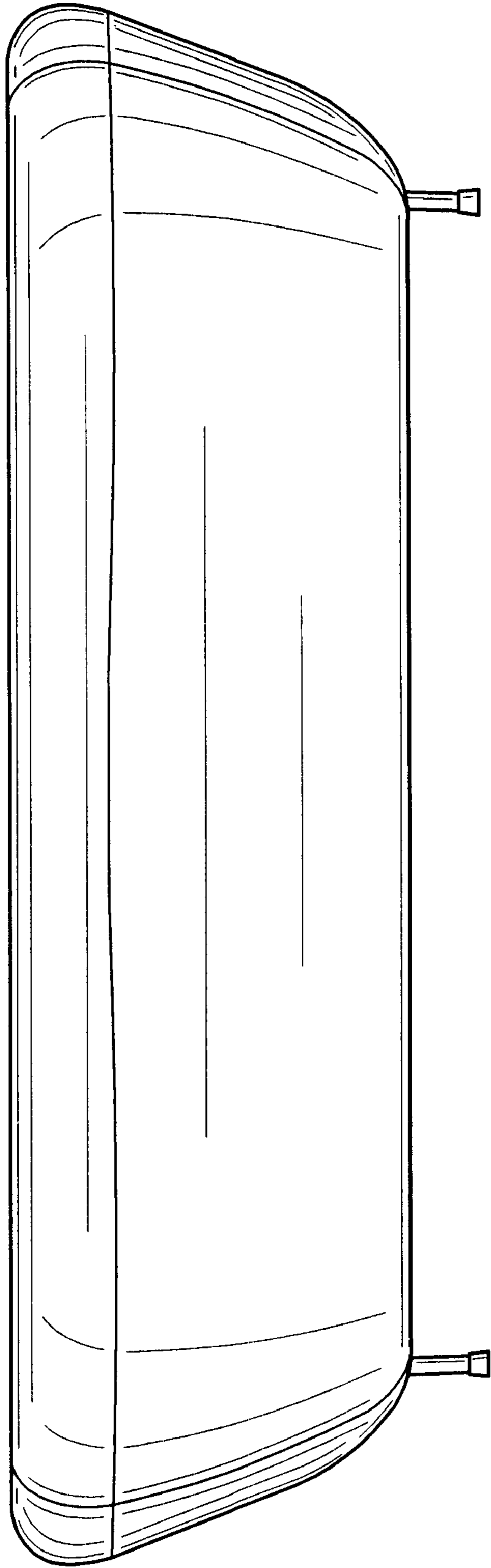


FIG. 5

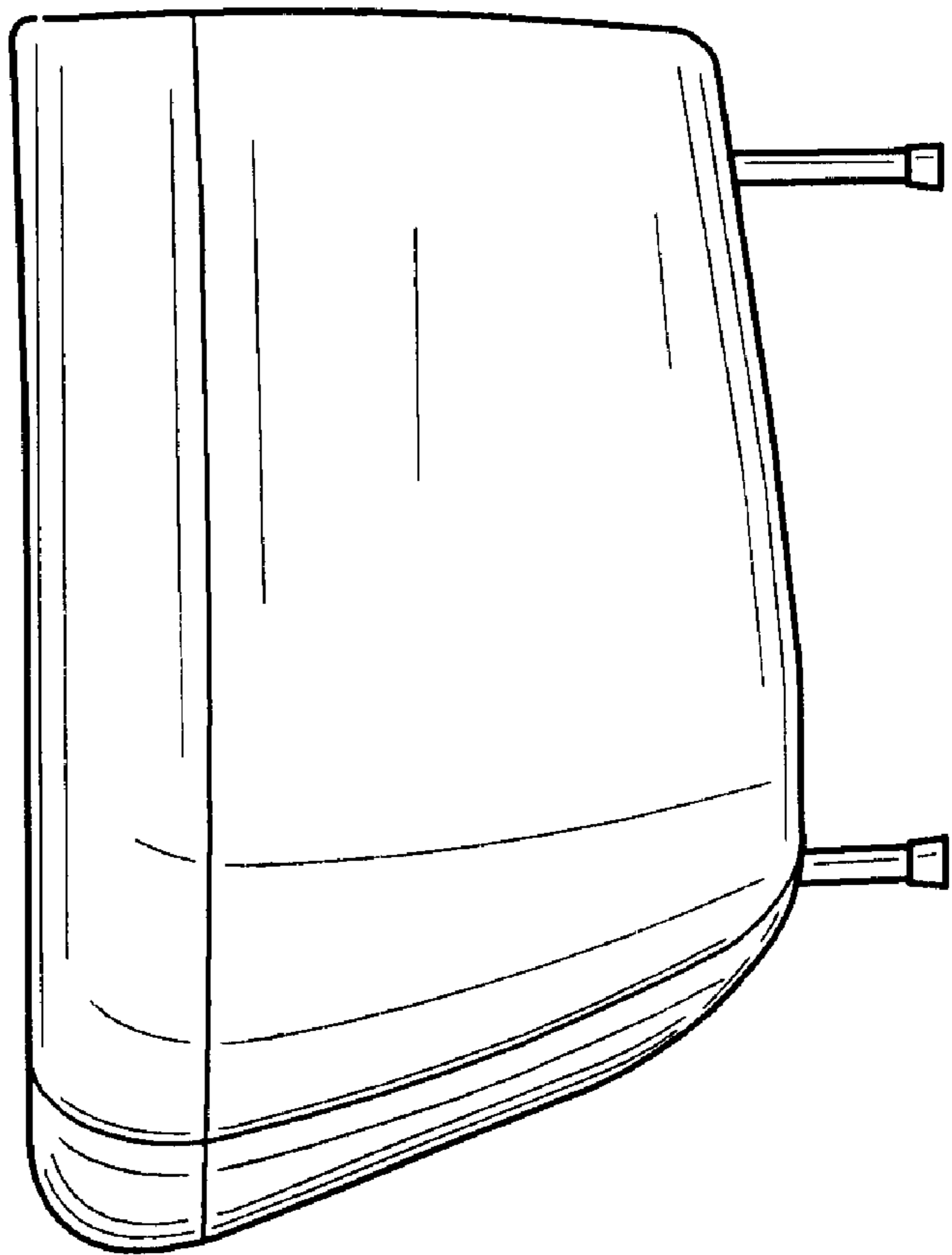


FIG. 6

