



US00D477458S

(12) **United States Design Patent**  
**Goldwitz**

(10) **Patent No.:** **US D477,458 S**

(45) **Date of Patent:** **\*\* Jul. 22, 2003**

- (54) **UMBRELLA ASSEMBLY**
- (75) Inventor: **Brian L. Goldwitz**, Orange, CT (US)
- (73) Assignee: **Tracey Goldwitz**, Orange, CT (US)
- (\*\*) Term: **14 Years**
- (21) Appl. No.: **29/156,131**
- (22) Filed: **Feb. 22, 2002**
- (51) **LOC (7) Cl.** ..... **03-03**
- (52) **U.S. Cl.** ..... **D3/10**
- (58) **Field of Search** ..... D3/5-6, 10, 12;  
135/98, 16, 18-26, 29-32, 33.71, 910;  
297/184.6

5,967,881 A 10/1999 Tucker  
 D434,556 S \* 12/2000 Lin ..... D3/6  
 6,220,261 B1 \* 4/2001 Glatz ..... 135/20.3  
 6,401,739 B1 \* 6/2002 Bright et al. .... 135/98

**FOREIGN PATENT DOCUMENTS**

EP 334821 9/1989

\* cited by examiner

*Primary Examiner*—Louis S. Zarfaz  
*Assistant Examiner*—Robert A. Delehanty  
 (74) *Attorney, Agent, or Firm*—Cummings & Lockwood  
 LLC

(57) **CLAIM**

The ornamental design for an umbrella assembly, as shown and described.

(56) **References Cited**

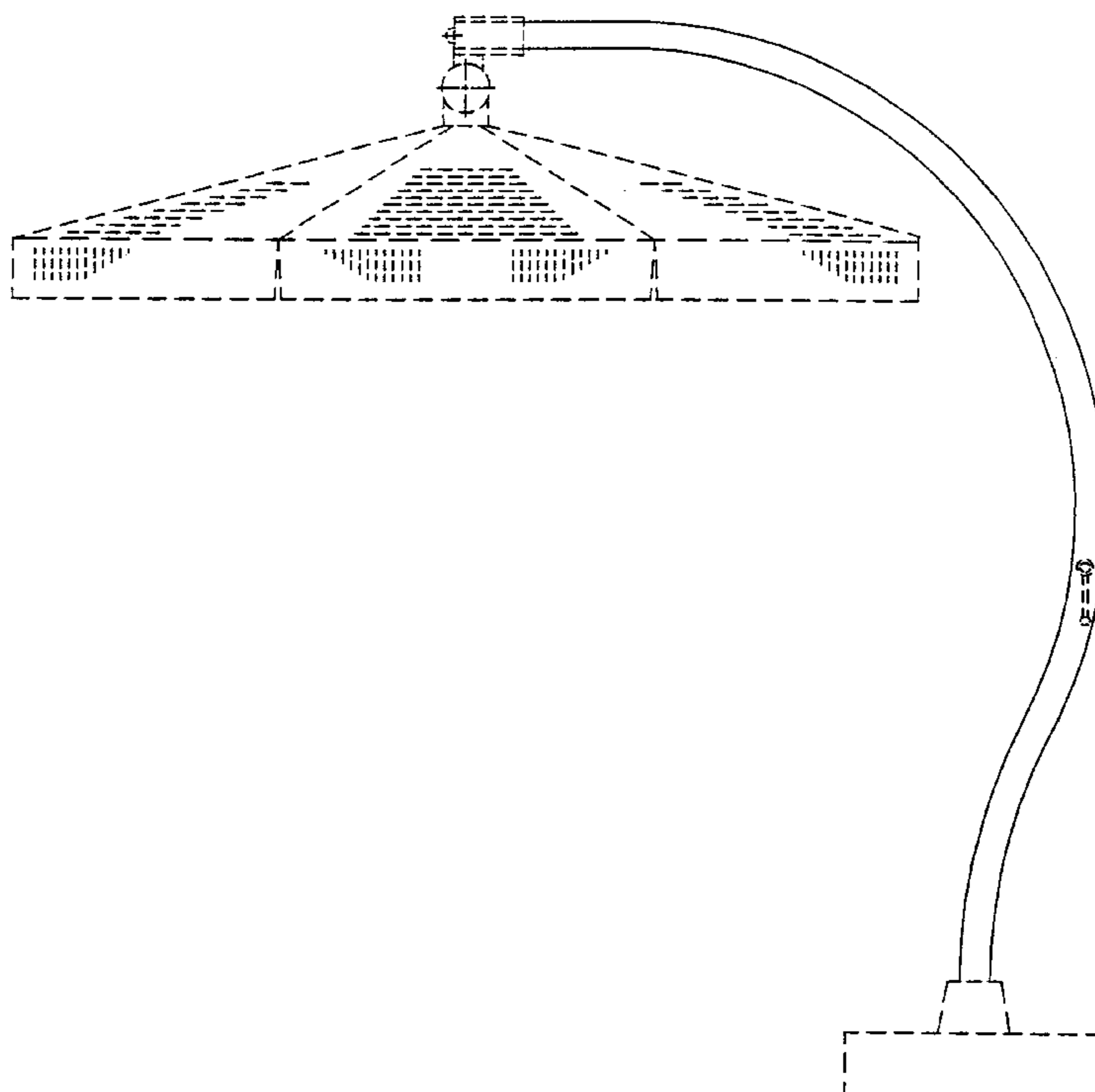
**U.S. PATENT DOCUMENTS**

- 169,599 A \* 11/1875 Tibbals ..... 135/98 X
- 281,675 A \* 7/1883 Eichling et al. .... 135/98
- 332,917 A \* 12/1885 Markham ..... 135/98 X
- 508,418 A 11/1893 Heaney
- 552,115 A \* 12/1895 Frye ..... 135/98 X
- 2,658,225 A \* 11/1953 Bascom ..... 297/184.16
- 2,767,723 A 10/1956 Sears, Jr.
- 4,606,366 A 8/1986 Collet
- 5,611,364 A \* 3/1997 Woods et al. .... 135/21
- 5,678,585 A 10/1997 May
- 5,735,302 A 4/1998 Saliva
- 5,785,069 A 7/1998 Glatz
- D398,443 S \* 9/1998 Bolle ..... D3/5
- 5,845,665 A \* 12/1998 Koehn ..... 135/98
- 5,937,882 A 8/1999 Harbaugh
- 5,960,806 A 10/1999 Steiner

**DESCRIPTION**

FIG. 1 is a front view of the umbrella assembly according to the present disclosure.  
 FIG. 2 is a rear view of the umbrella assembly according to the present disclosure.  
 FIG. 3 is a bottom view of the umbrella assembly according to the present disclosure.  
 FIG. 4 is a top view of the umbrella assembly according to the present disclosure; and,  
 FIG. 5 is a side view of the umbrella assembly according to the present disclosure.  
 The broken lines shown in the drawing figures are for illustrative purposes only and form no part of the claimed design.

**1 Claim, 5 Drawing Sheets**



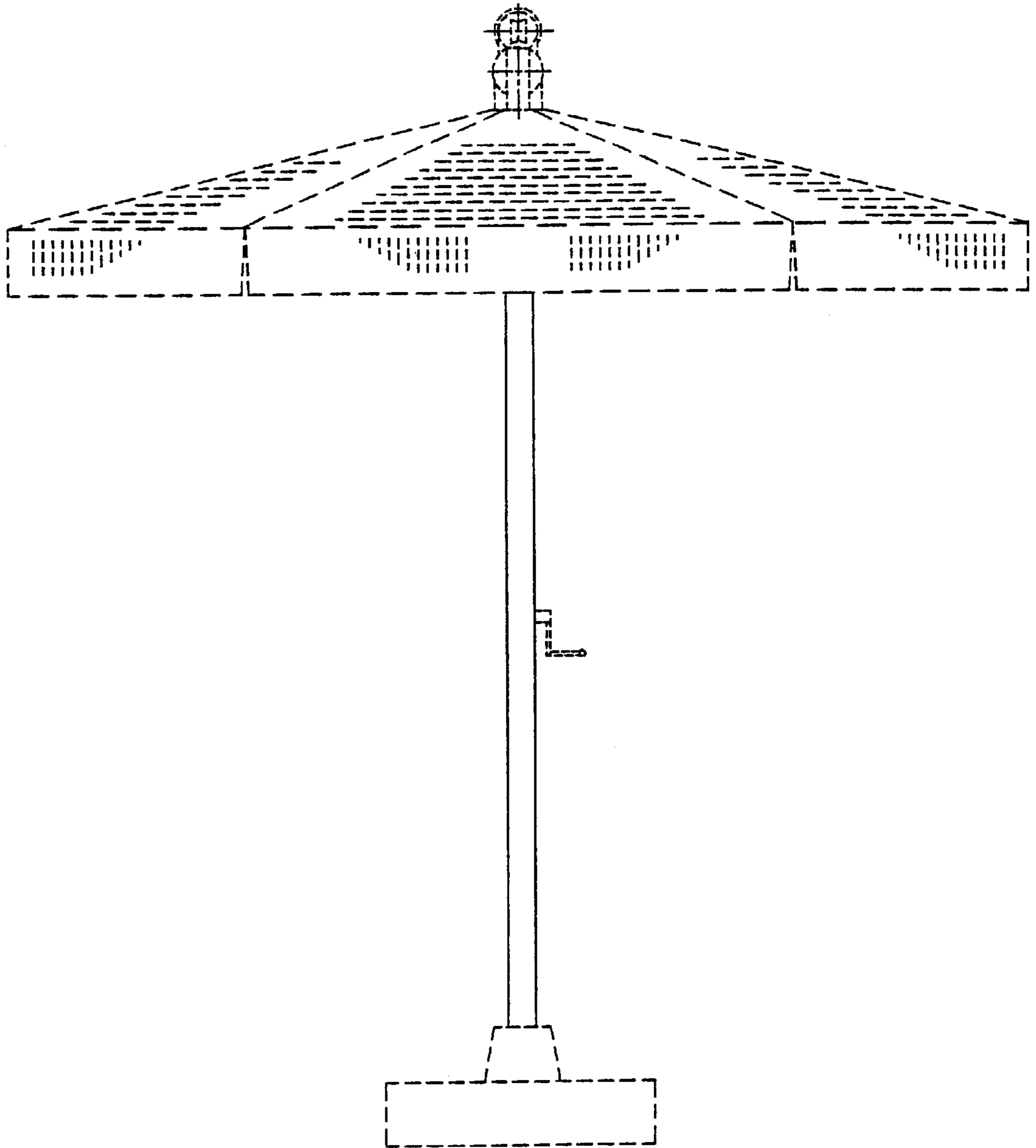


FIGURE 1

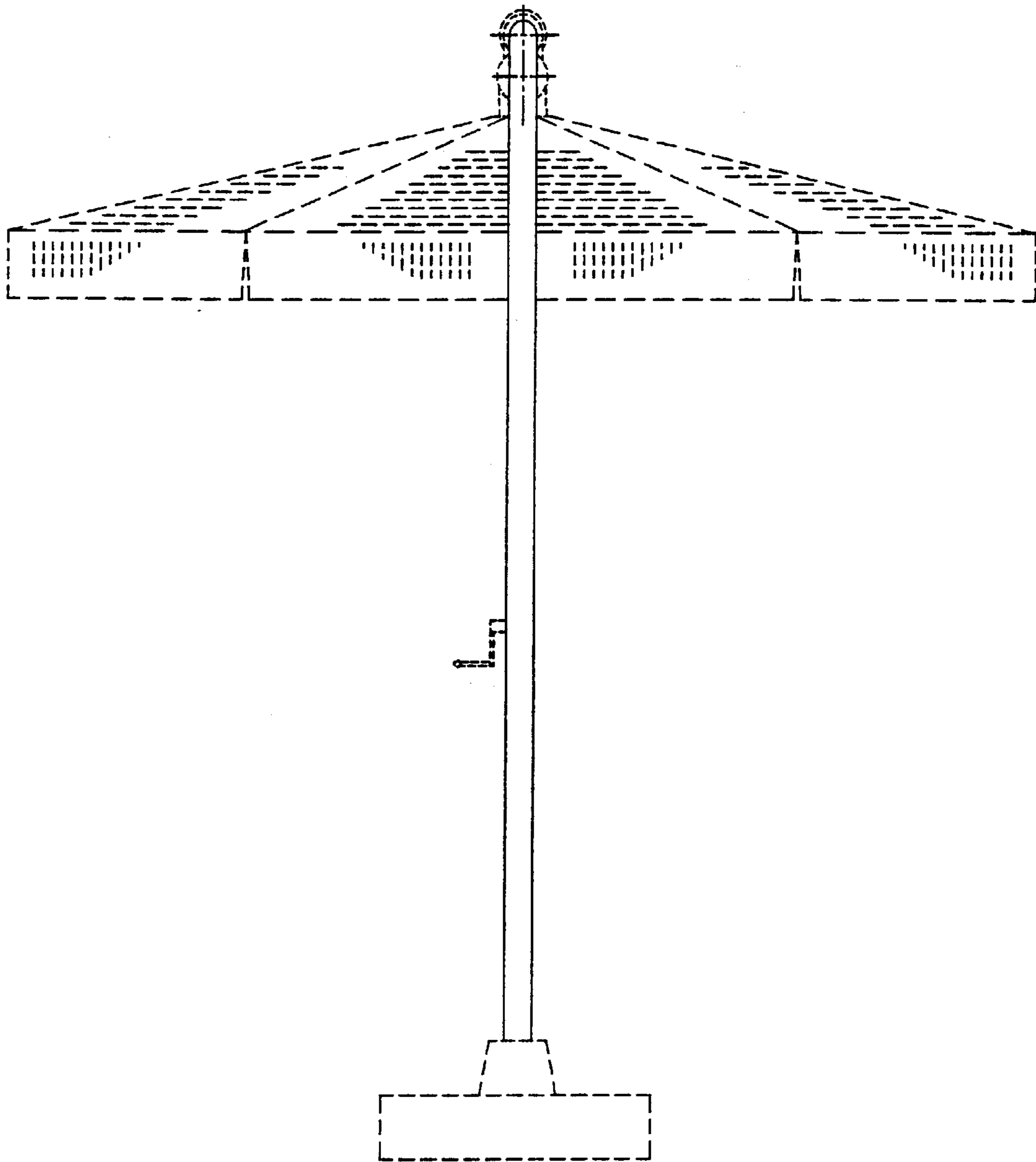


FIGURE 2

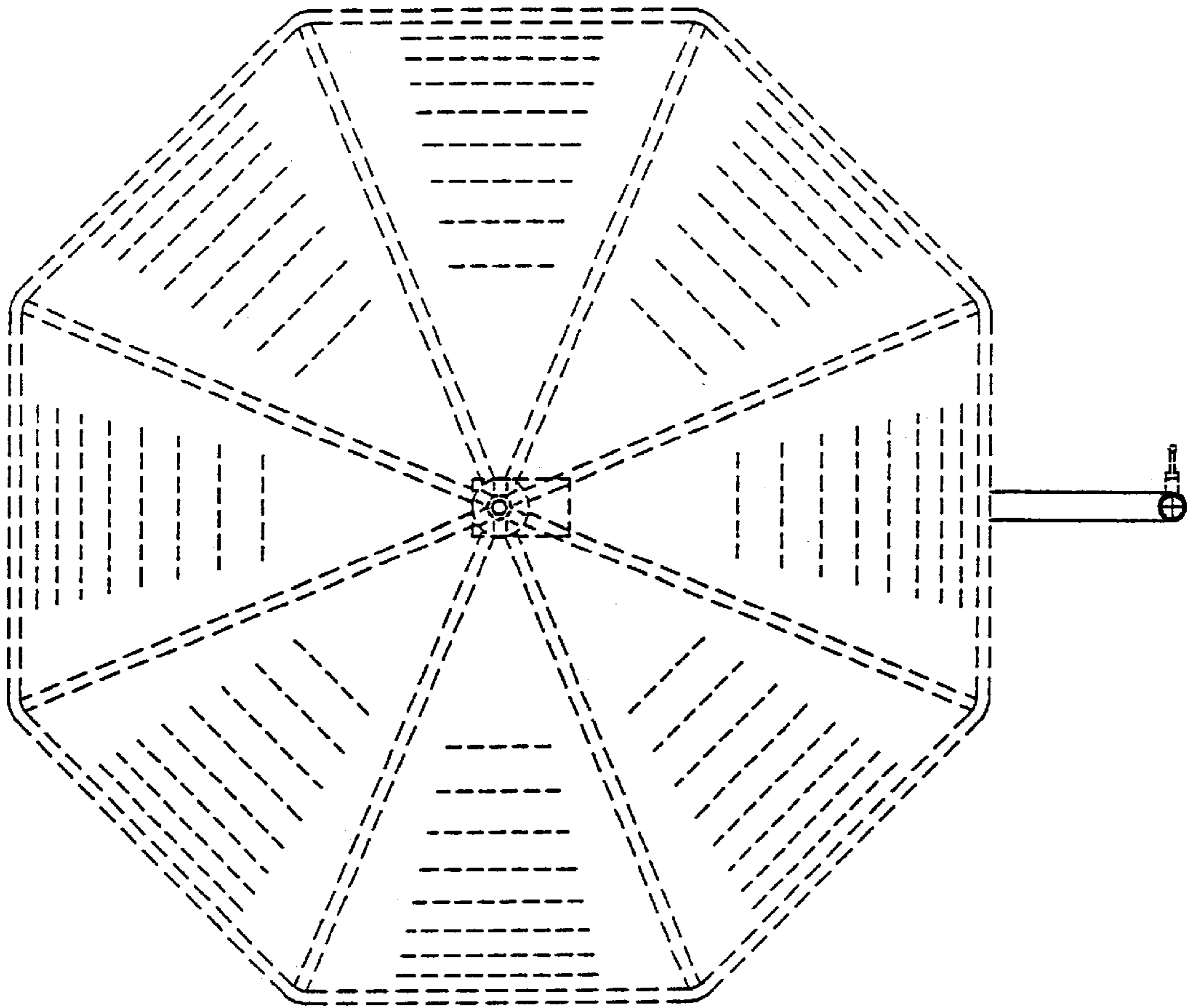


FIGURE 3

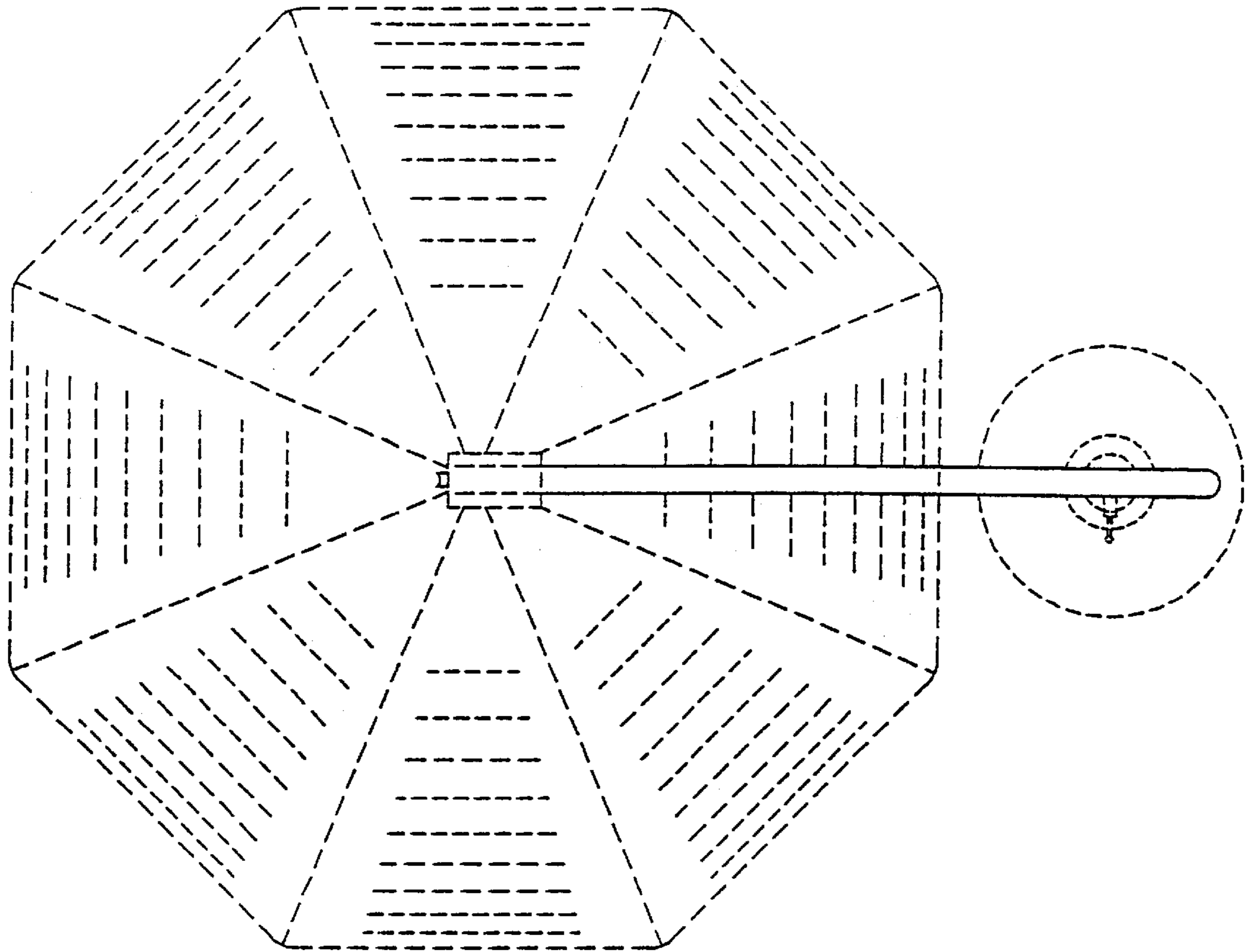


FIGURE 4

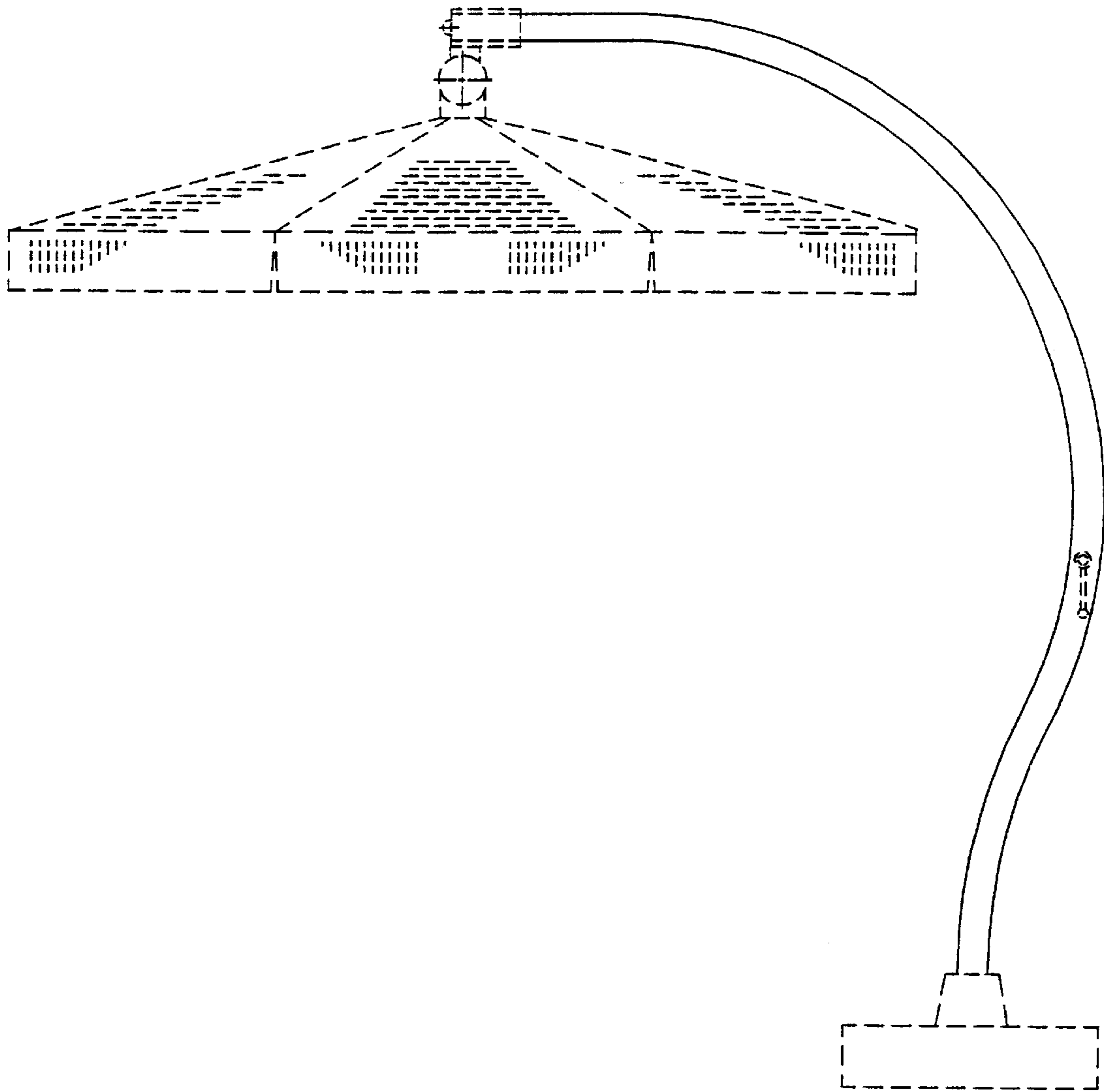


FIGURE 5