



US00D477451S

(12) **United States Design Patent**  
**Dupe**

(10) **Patent No.:** **US D477,451 S**

(45) **Date of Patent:** **\*\* Jul. 15, 2003**

(54) **COIN DISPLAY CASE**

(76) **Inventor:** **Larry N. Dupe**, 324 Portman Rd.,  
Butler, PA (US) 16002

(\*\*) **Term:** **14 Years**

(21) **Appl. No.:** **29/166,498**

(22) **Filed:** **Aug. 29, 2002**

(51) **LOC (7) Cl.** ..... **99-00**

(52) **U.S. Cl.** ..... **D99/34**

(58) **Field of Search** ..... D99/34, 35, 36,  
D99/37, 38, 43; D11/165, 166, 170, 178,  
179, 180; 206/0.8, 0.84, 0.81, 0.83, 486,  
775, 776, 777, 782; D21/341, 342, 338,  
334; 273/282.1; D18/24; D19/35, 70

(56) **References Cited**

**U.S. PATENT DOCUMENTS**

D23,522 S	*	7/1894	Low	.....	D99/34
D187,328 S	*	3/1960	Gordon	.....	D18/24
3,351,187 A	*	11/1967	Trumbley	.....	206/81
3,913,732 A	*	10/1975	Peterson	.....	206/0.83
D411,805 S		7/1999	McDowell et al.		

6,032,790 A	*	3/2000	Soutchkov et al.	.....	206/0.83
D428,680 S		7/2000	Hildebrand et al.		
D443,750 S	*	6/2001	Reidenbach	.....	D99/34

\* cited by examiner

*Primary Examiner*—Paula A. Mortimer  
(74) *Attorney, Agent, or Firm*—Richard C. Litman

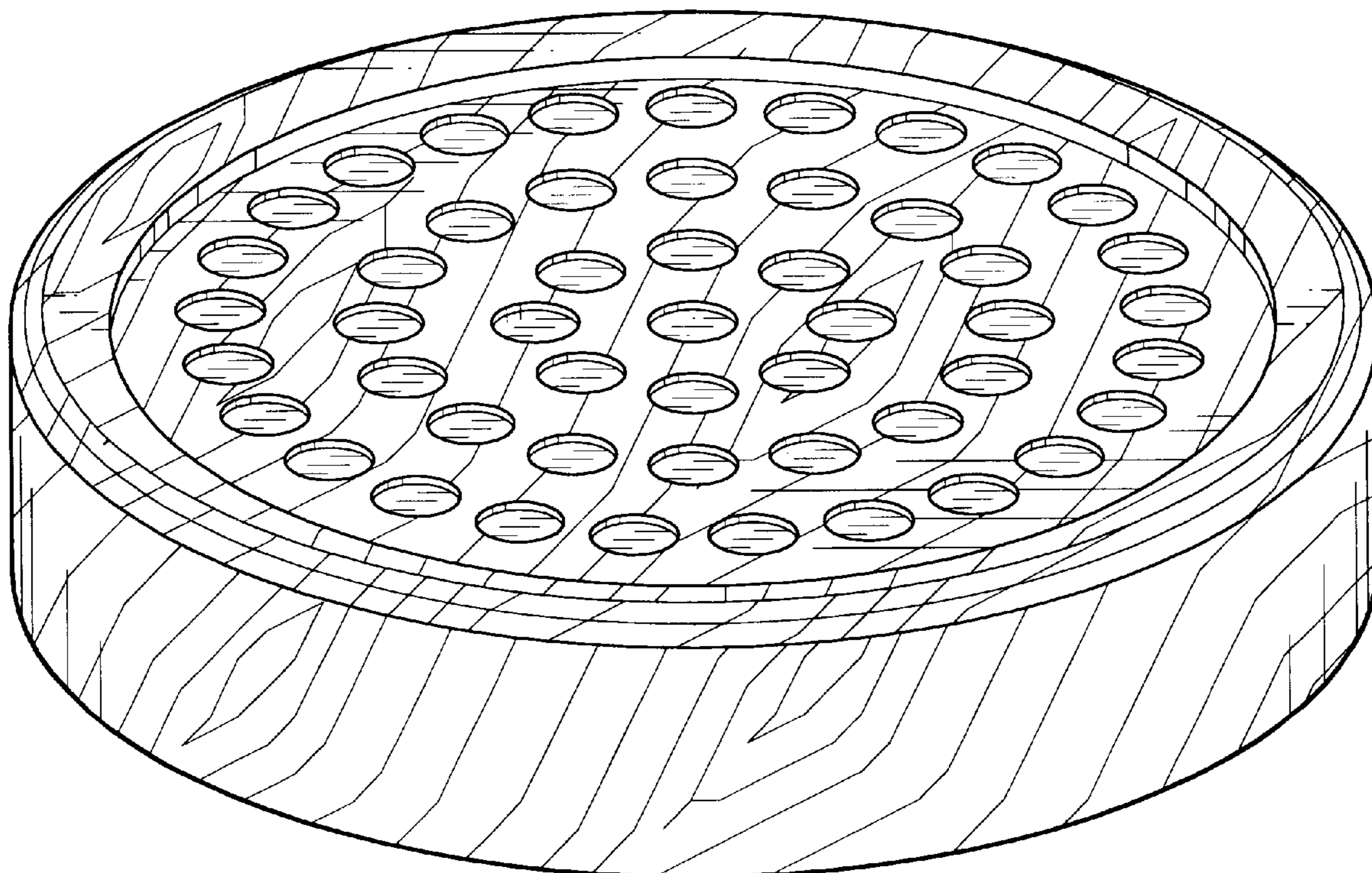
(57) **CLAIM**

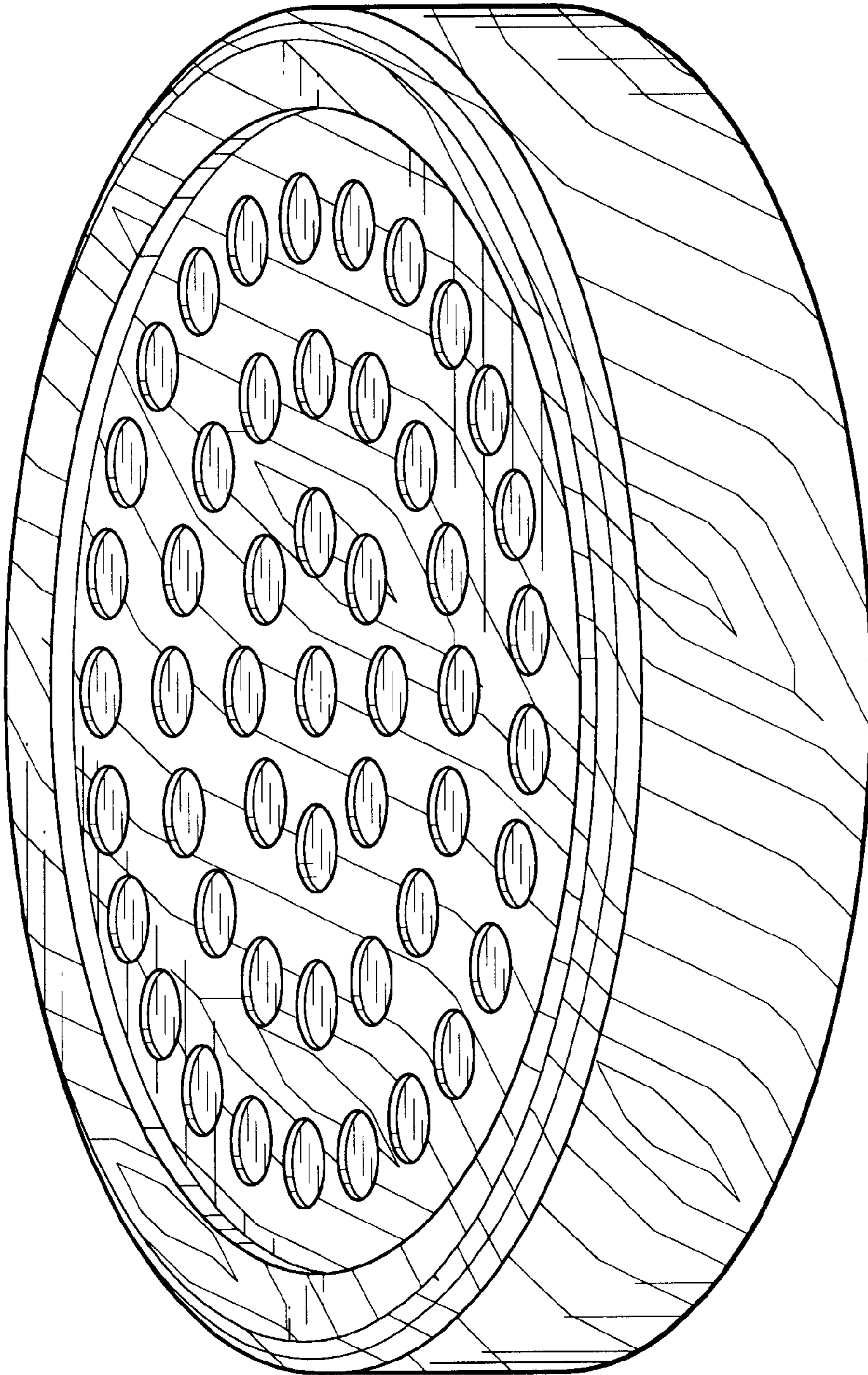
The ornamental design for a coin display case, as shown and described.

**DESCRIPTION**

FIG. 1 is a perspective view of a coin display case showing my new design;  
FIG. 2 is an environmental front elevational view thereof;  
and,  
FIG. 3 is a top plan view with the left and right sides and bottom being mirror images thereof.  
The broken line showing of the quarter in FIG. 2 is for illustrative purposes only and forms no part of the claimed design. The rear view is plain and unornamented. The lines throughout the figures are simulative of woodgrain and do not represent a particular pattern.

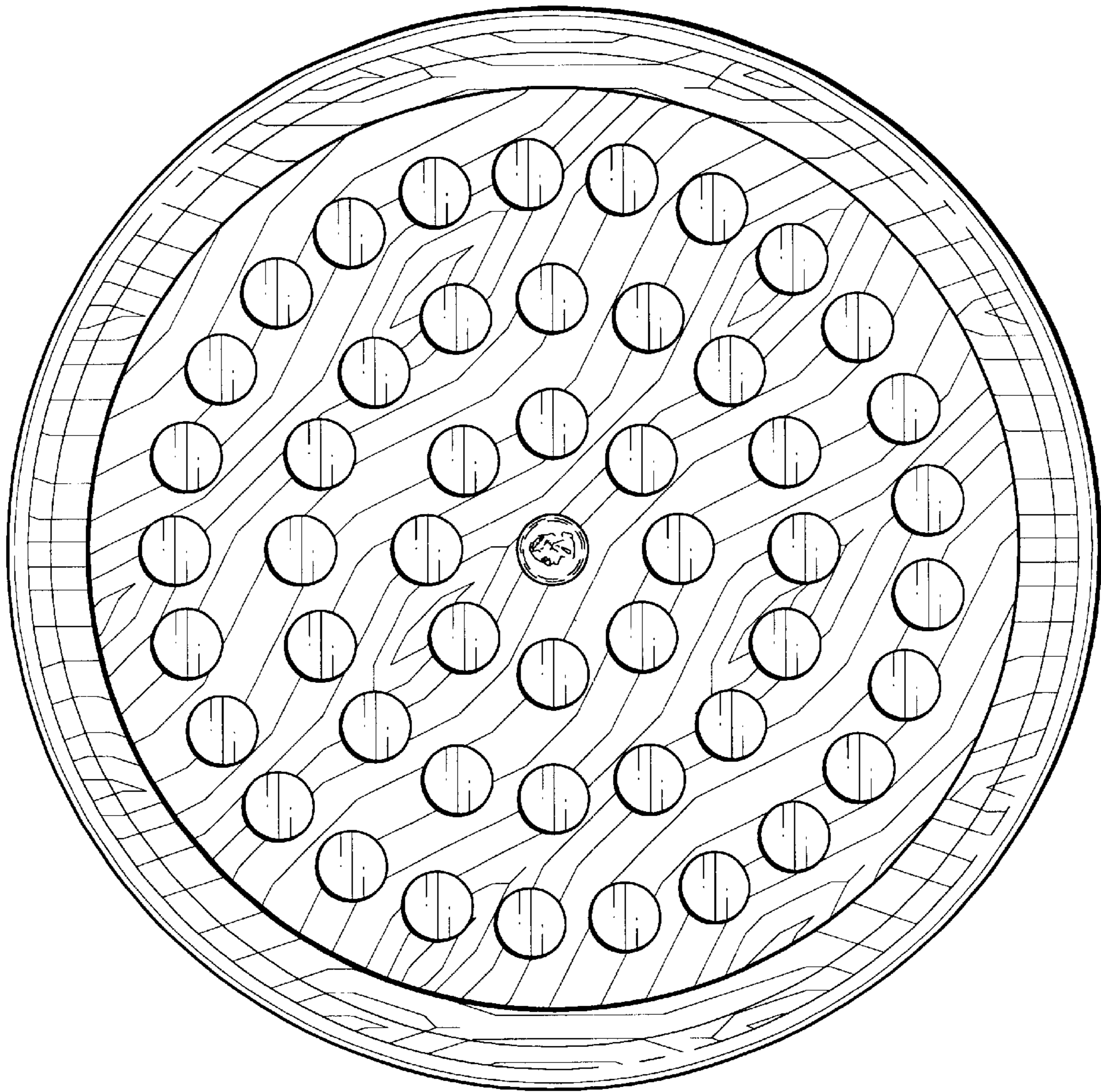
**1 Claim, 3 Drawing Sheets**



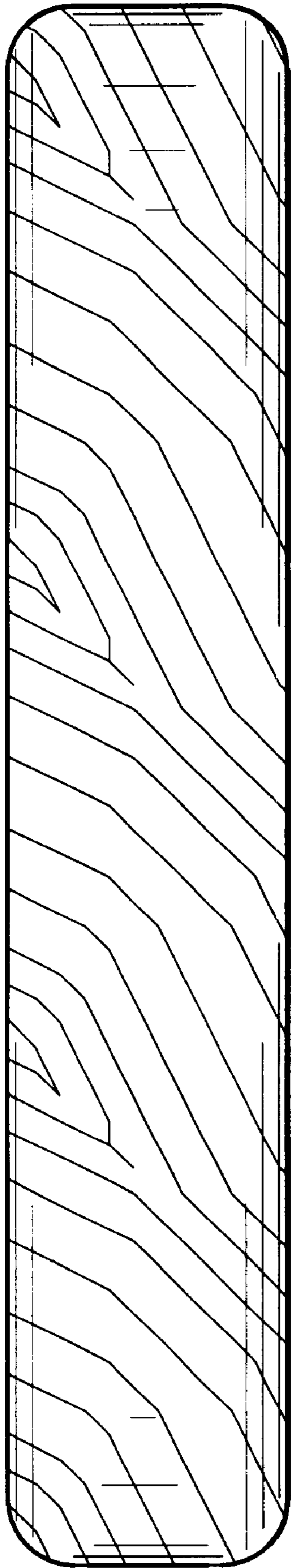


*Fig. 1*





*Fig. 2*



*Fig. 3*