



US00D477426S

(12) **United States Design Patent**  
**Koval**

(10) **Patent No.:** **US D477,426 S**

(45) **Date of Patent:** **\*\* Jul. 15, 2003**

(54) **DECORATIVE LIGHT ARRAY**

(76) **Inventor:** **Daniel Paul Koval**, 629 Flamingo St., Philadelphia, PA (US) 19128

(\*\*) **Term:** **14 Years**

(21) **Appl. No.:** **29/163,185**

(22) **Filed:** **Jun. 28, 2002**

(51) **LOC (7) Cl.** ..... **26-04**

(52) **U.S. Cl.** ..... **D26/25**

(58) **Field of Search** ..... D26/4, 25, 125,  
D26/73; D11/117, 119, 121, 125, 127, 130.1;  
362/806-808, 236, 240, 244, 246, 250,  
252, 124, 125

(56) **References Cited**

**U.S. PATENT DOCUMENTS**

1,256,232	A	*	2/1918	Howard	.....	362/806
2,280,817	A	*	4/1942	Freeman	.....	362/225
5,632,550	A	*	5/1997	Yeh	.....	362/123
D412,998	S	*	8/1999	Mount	.....	D26/25

D417,637	S	*	12/1999	Appleton	.....	D11/148
6,149,284	A	*	11/2000	Wang	.....	362/249
6,184,629	B1	*	2/2001	Won	.....	362/806
6,217,193	B1	*	4/2001	Won	.....	362/249

\* cited by examiner

*Primary Examiner*—Joel Sincavage  
*Assistant Examiner*—Clare E. Heflin

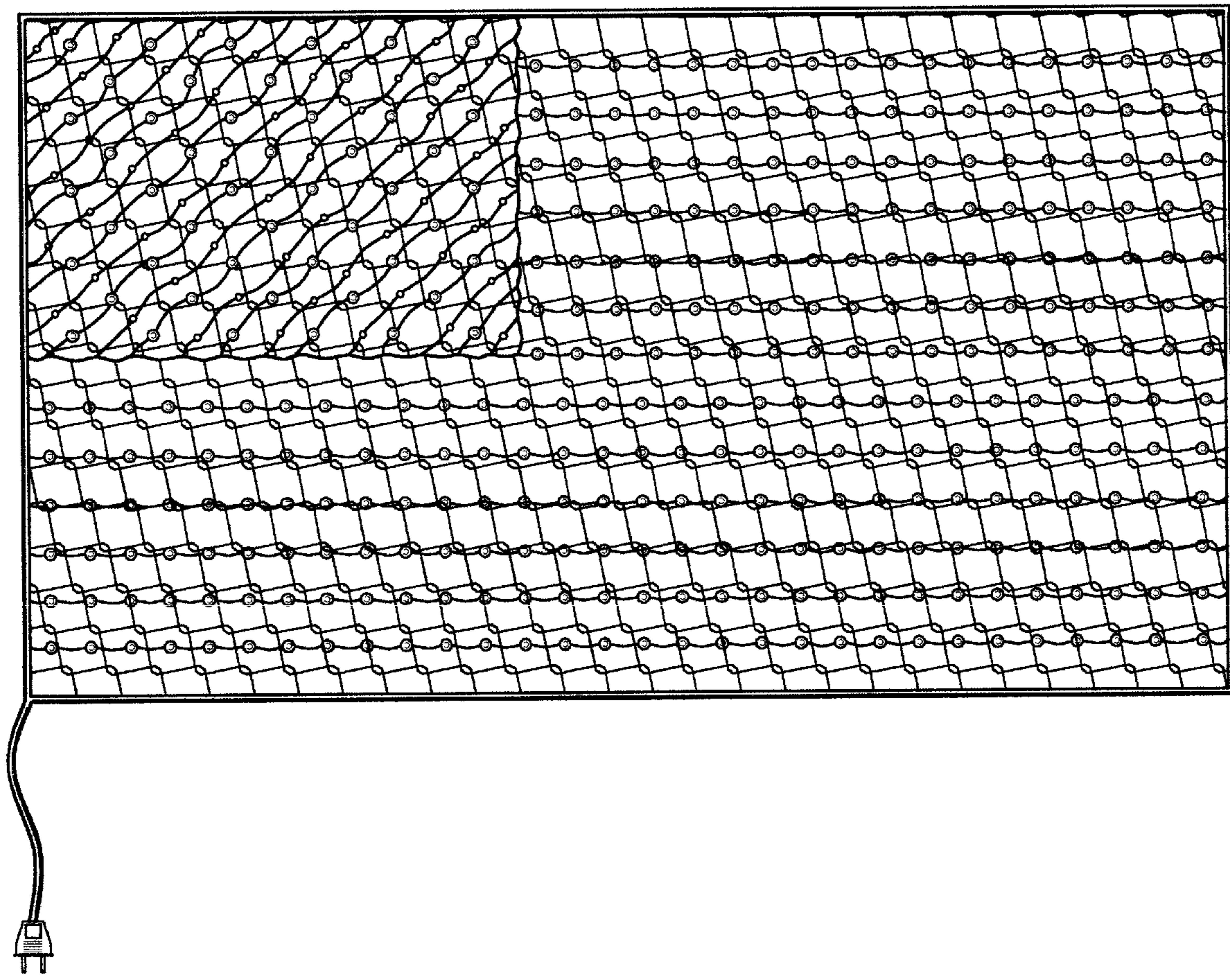
(57) **CLAIM**

The ornamental design for a decorative light array, as shown and described.

**DESCRIPTION**

FIG. 1 is a front elevational view of a decorative light array showing my new design;  
FIG. 2 is a rear elevational view thereof;  
FIG. 3 is a side view, taken from the left side of FIG. 1;  
FIG. 4 is a side view, taken from the right side of FIG. 1;  
FIG. 5 is a top plan view thereof; and,  
FIG. 6 is a bottom plan view thereof.

**1 Claim, 3 Drawing Sheets**



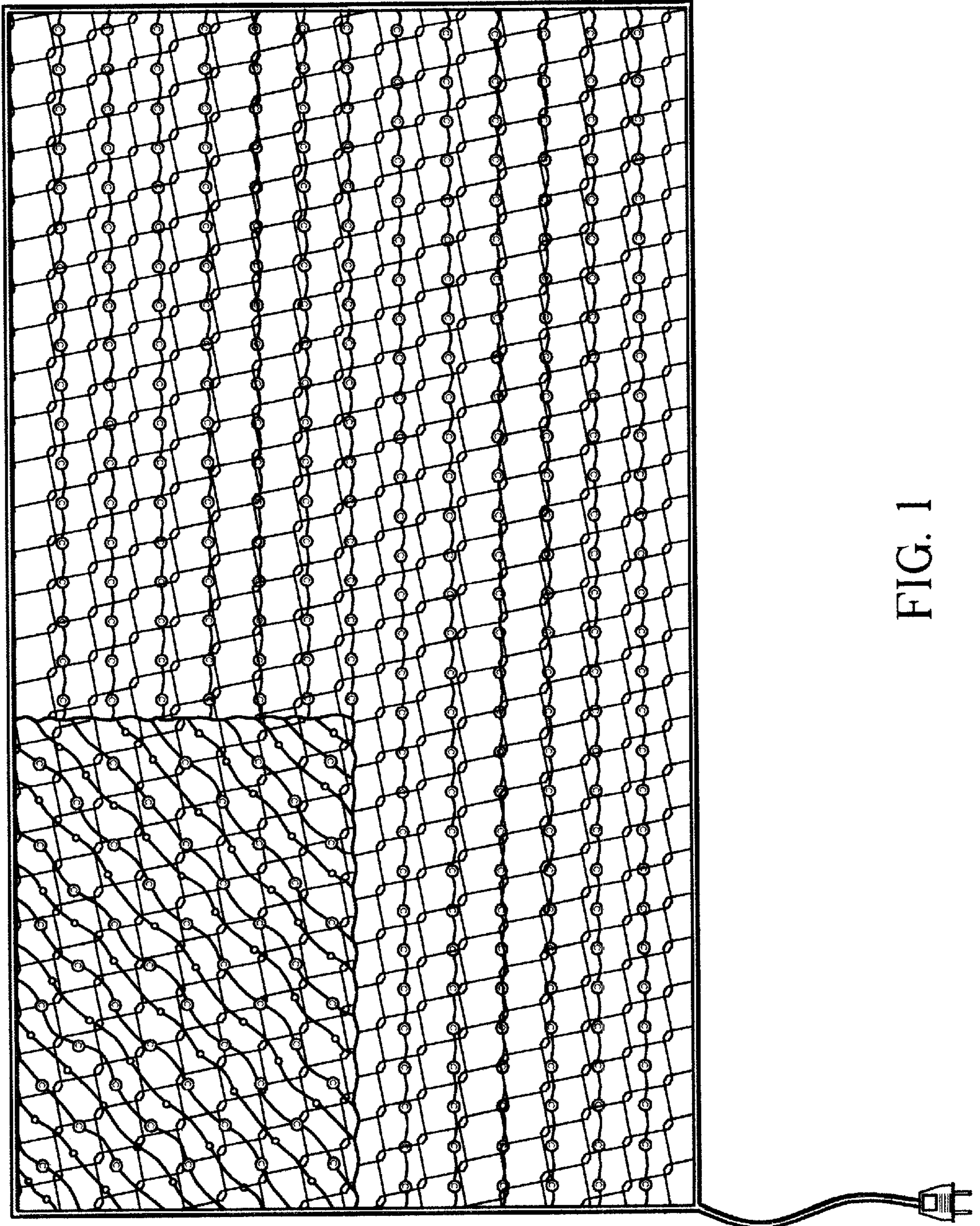


FIG. 1

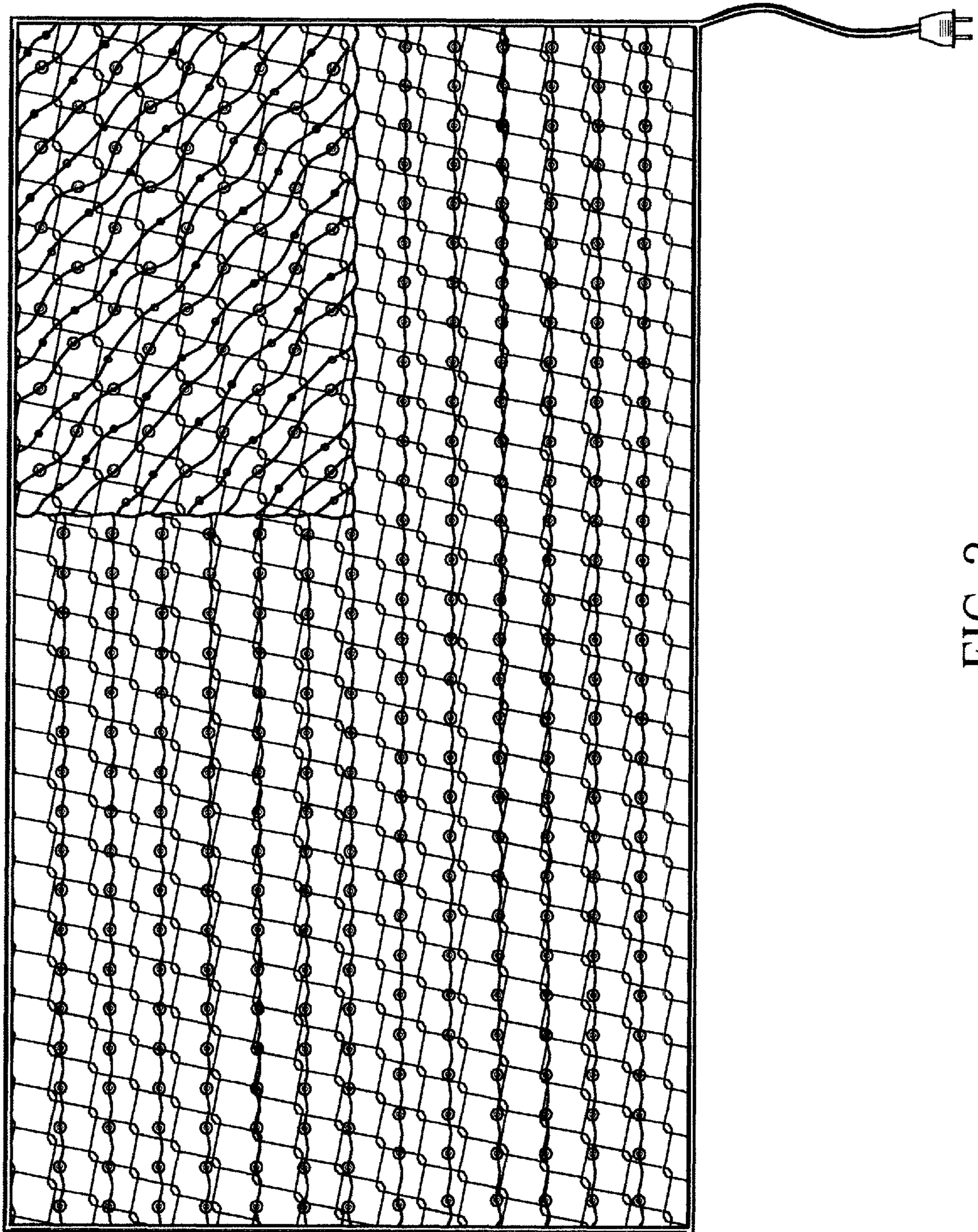


FIG. 2

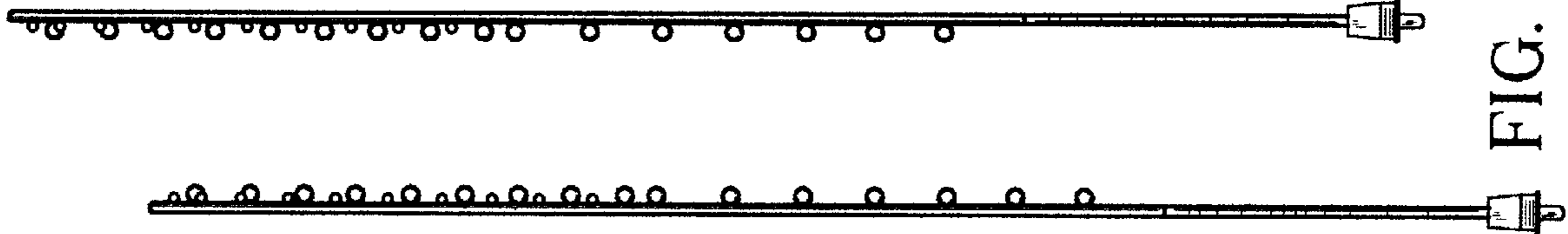


FIG. 3

FIG. 4



FIG. 6



FIG. 5