



US00D477419S

(12) **United States Design Patent**
Manthei

(10) **Patent No.:** **US D477,419 S**

(45) **Date of Patent:** **** Jul. 15, 2003**

(54) **FACE FOR A CONCRETE WALL BLOCK**

D402,380 S * 12/1998 Komoroski D25/164
D468,449 S * 1/2003 Britton D25/113

(75) Inventor: **Benjamin R. Manthei**, Petoskey, MI (US)

OTHER PUBLICATIONS

(73) Assignee: **Redi-Rock International, LLC**, Charlevoix, MI (US)

Concrete, Jul. 1958: Rock Face; Supplying the Replacement Market, p. 33.*

(**) Term: **14 Years**

* cited by examiner

(21) Appl. No.: **29/167,117**

Primary Examiner—Louis S. Zarfaz

(22) Filed: **Sep. 9, 2002**

Assistant Examiner—Robert A Delehanty

(51) **LOC (7) Cl.** **25-01**

(52) **U.S. Cl.** **D25/113; D25/151**

(58) **Field of Search** D25/112–118,
D25/164, 151; D21/484–486, 488–497;
405/16, 284; 404/17–20, 25, 34; 52/102,
503–504, 574–576, 596, 603–605, 606–607,
608–609, 612, 314

(74) *Attorney, Agent, or Firm*—MacMillan, Sobanski & Todd, LLC

(57) **CLAIM**

The ornamental design for a face for a concrete wall block, as shown and described.

(56) **References Cited**

DESCRIPTION

U.S. PATENT DOCUMENTS

- 415,773 A * 11/1889 Fiske D25/151 X
- D22,610 S * 7/1893 Deslauriers D25/151 X
- 1,963,966 A * 6/1934 Bennett D25/151 X
- 2,718,674 A * 9/1955 Hinds D25/151 X
- 2,819,495 A * 1/1958 Krausz 52/314 X
- D379,669 S * 6/1997 Karanikas D25/113

FIG. 1 is a perspective of a face for a concrete wall block as seen from the lower front center of the face showing my new design;

FIG. 2 is a perspective view thereof as seen from the front left side;

FIG. 3 is a perspective view thereof as seen from the front right side; and,

FIG. 4 is a perspective view thereof as seen from the upper front center of the face.

1 Claim, 2 Drawing Sheets






Fig. 1




Fig. 2




Fig. 3




Fig. 4