



US00D477409S

(12) **United States Design Patent**  
Mills et al.

(10) **Patent No.:** **US D477,409 S**  
(45) **Date of Patent:** **\*\* Jul. 15, 2003**

(54) **WRIST BRACE**

(75) Inventors: **Jessica A. Mills**, Mason, OH (US);  
**Richard G. Taylor**, Cincinnati, OH  
(US); **Ralph M. Buschbacher**, Carmel,  
IN (US)

(73) Assignee: **Beiersdorf Inc.**, Wilton, CT (US)

(\*\*) Term: **14 Years**

(21) Appl. No.: **29/155,048**

(22) Filed: **Jan. 31, 2002**

(51) **LOC (7) Cl.** ..... **24-04**

(52) **U.S. Cl.** ..... **D24/190**

(58) **Field of Search** ..... D24/190; 602/5,  
602/6, 20, 21, 64; D29/113, 114; 2/16

(56) **References Cited**

**U.S. PATENT DOCUMENTS**

- D239,142 S \* 3/1976 Aduck et al. .... D24/190
- 4,183,098 A \* 1/1980 Knowles, Jr. .... 2/16
- D306,364 S \* 2/1990 Hamilton ..... D29/120.1
- D339,866 S \* 9/1993 Rice ..... D24/190

- D357,745 S \* 4/1995 Radwell ..... D24/190
- 5,728,059 A \* 3/1998 Wiesemann et al. .... 602/64
- 5,987,641 A \* 11/1999 Walker ..... 2/16
- D456,081 S \* 4/2002 Bell et al. .... D24/190

\* cited by examiner

*Primary Examiner*—Stella Reid

(74) *Attorney, Agent, or Firm*—Alston & Bird LLP

(57) **CLAIM**

The ornamental design for a wrist brace, as shown and described.

**DESCRIPTION**

FIG. 1 is a top view of the inside surface of the wrist brace, showing our new design.

FIG. 2 is a top view of the outside surface thereof.

FIG. 3 is a view thereof, from the outside in use condition; and,

FIG. 4 is a view thereof, from the palm side in use condition.

The broken line showing of the hand in FIGS. 3 and 4 is for illustrative purposes only and forms no part of the claimed design.

**1 Claim, 3 Drawing Sheets**

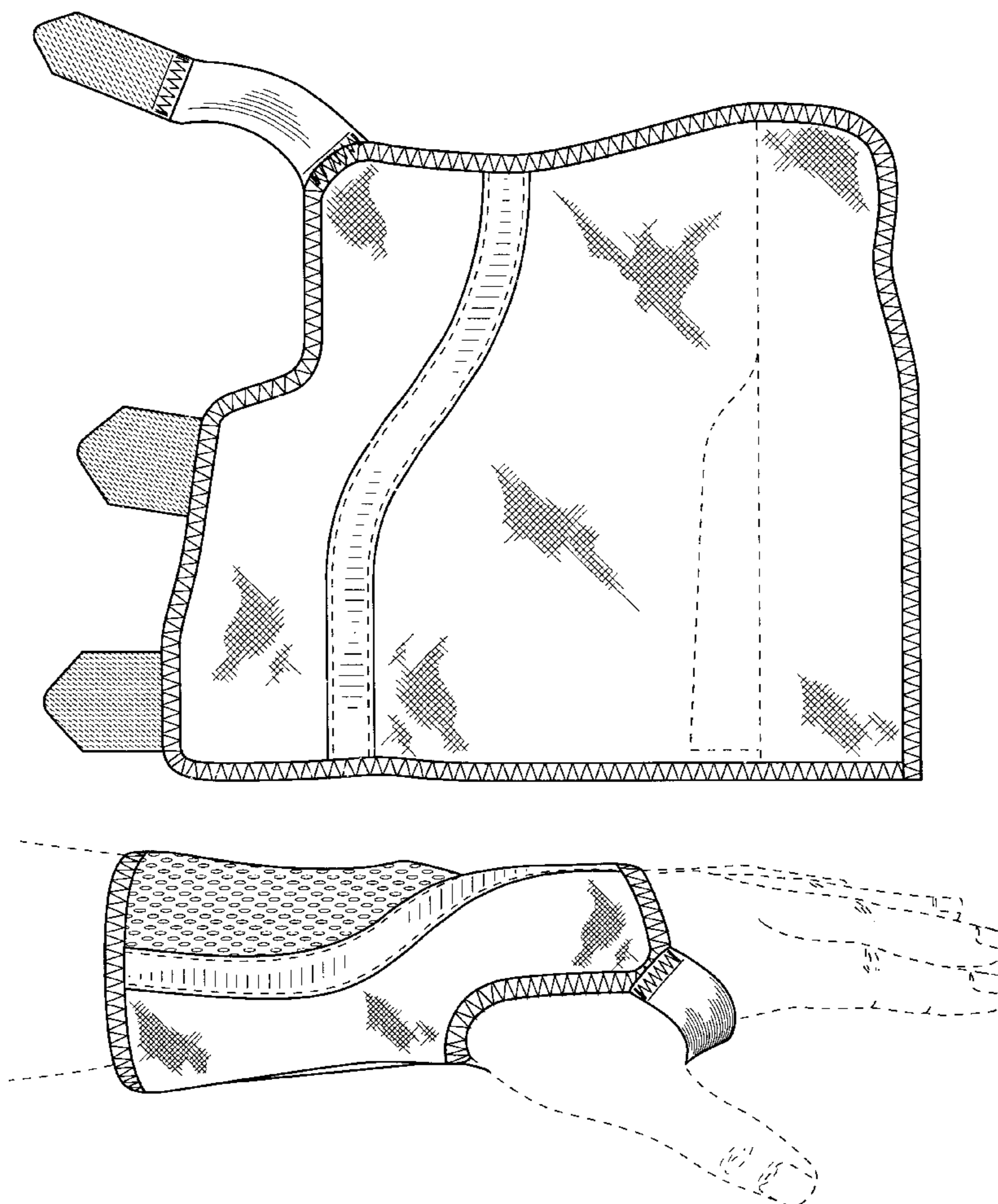


FIG. 1

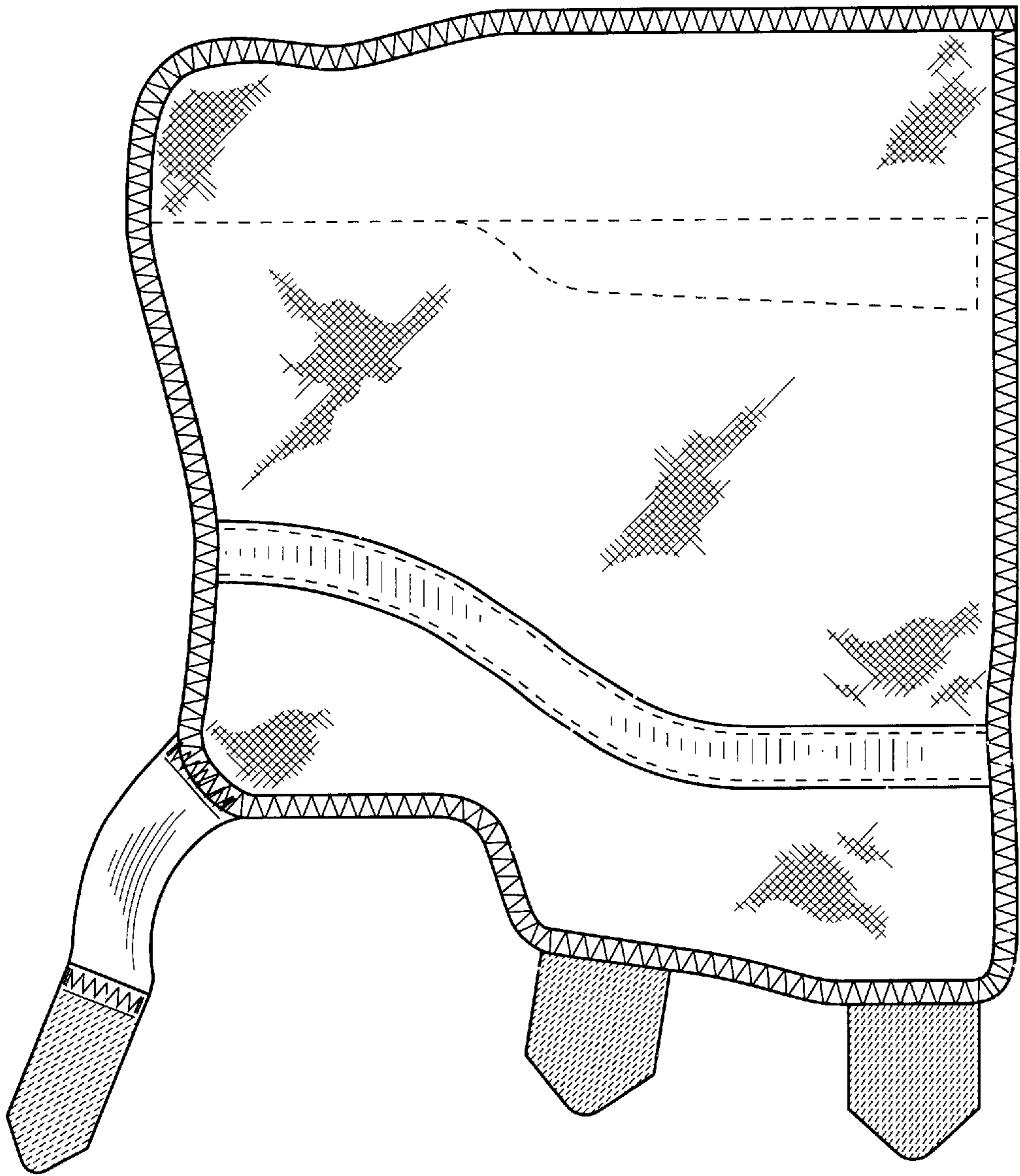






FIG. 3

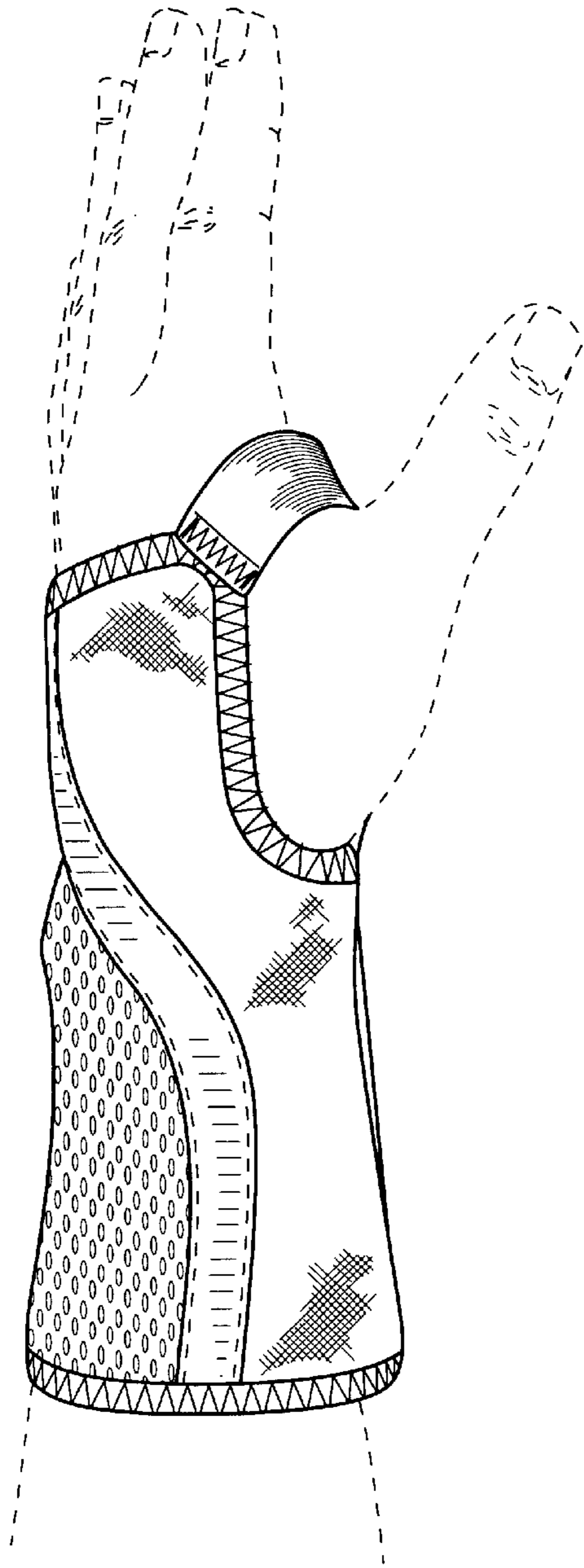


FIG. 4

