



US00D477399S

(12) **United States Design Patent**  
**Johnson**

(10) **Patent No.:** **US D477,399 S**

(45) **Date of Patent:** **\*\* Jul. 15, 2003**

(54) **CEILING FAN BOTTOM ARM**

(75) Inventor: **Aaron Johnson**, Fort Worth, TX (US)

(73) Assignee: **Quorum International, LP**, Fort Worth, TX (US)

(\*\*) Term: **14 Years**

(21) Appl. No.: **29/170,915**

(22) Filed: **Nov. 12, 2002**

(51) **LOC (7) Cl.** ..... **23-04**

(52) **U.S. Cl.** ..... **D23/411**

(58) **Field of Search** ..... D23/411, 377,  
D23/379, 385; 416/5, 210 R

(56) **References Cited**

**U.S. PATENT DOCUMENTS**

D409,302 S	*	5/1999	Zuege	.....	D23/411
D413,165 S	*	8/1999	Tsuji	.....	D23/411
D445,891 S	*	7/2001	Hsieh	.....	D23/411

\* cited by examiner

*Primary Examiner*—Lisa Lichtenstein

(74) *Attorney, Agent, or Firm*—Kenneth C. Hill


(57) **CLAIM**

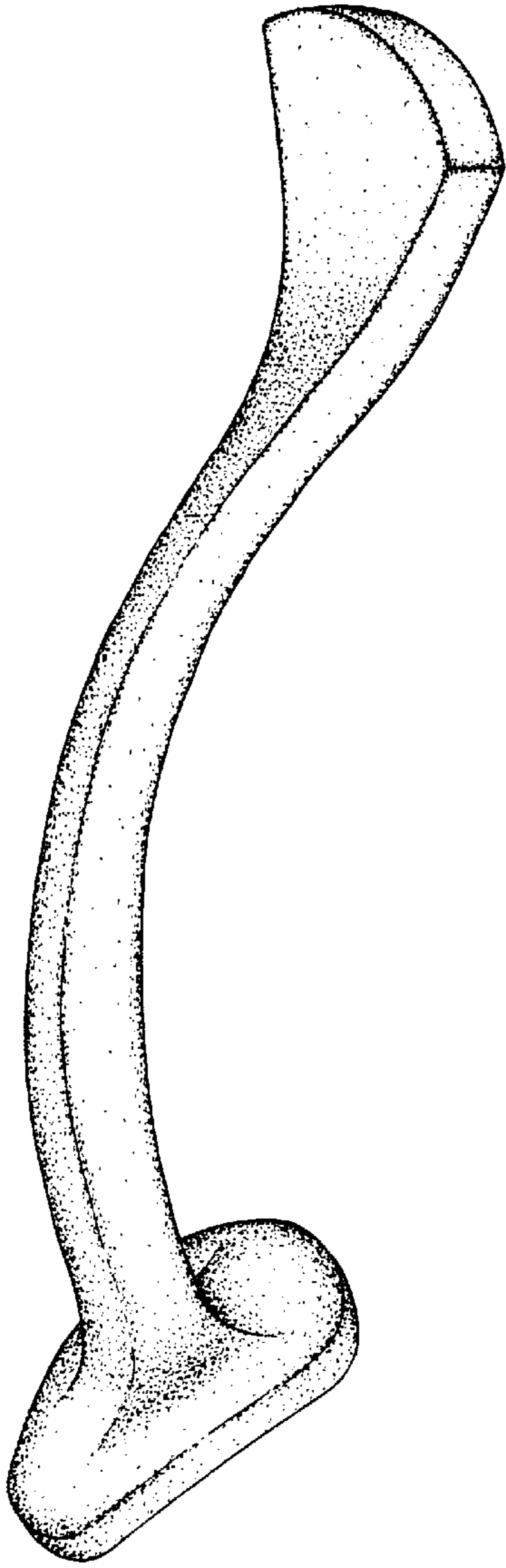
The ornamental design for a ceiling fan bottom arm, as shown and described.

**DESCRIPTION**


FIG. 1 is a perspective view of a ceiling fan bottom arm according to the present invention;  
 FIG. 2 is a side view of the ceiling fan bottom arm of FIG. 1, and the opposite side is a mirror image thereof;  
 FIG. 3 is a top view of the ceiling fan bottom arm of FIG. 1;  
 FIG. 4 is a bottom view of the ceiling fan bottom arm of FIG. 1;  
 FIG. 5 is a tip end view of the ceiling fan bottom arm of FIG. 1; and,  
 FIG. 6 is a base end view of the ceiling fan bottom arm of FIG. 1.

**1 Claim, 2 Drawing Sheets**

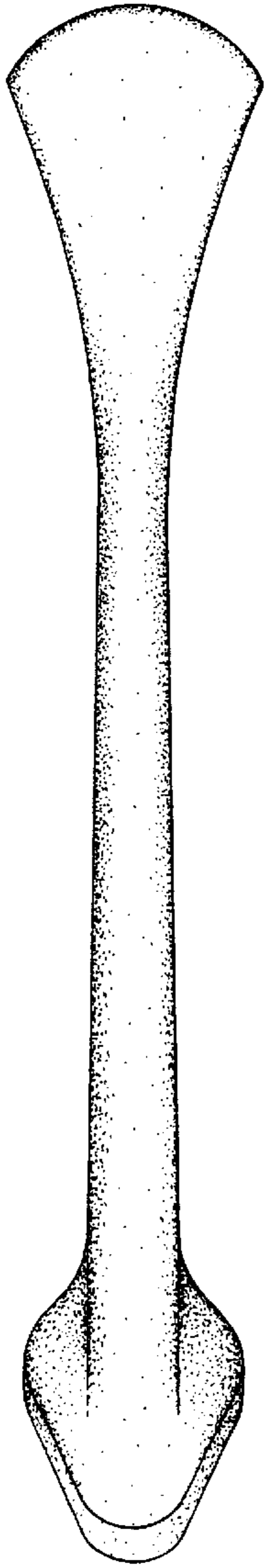




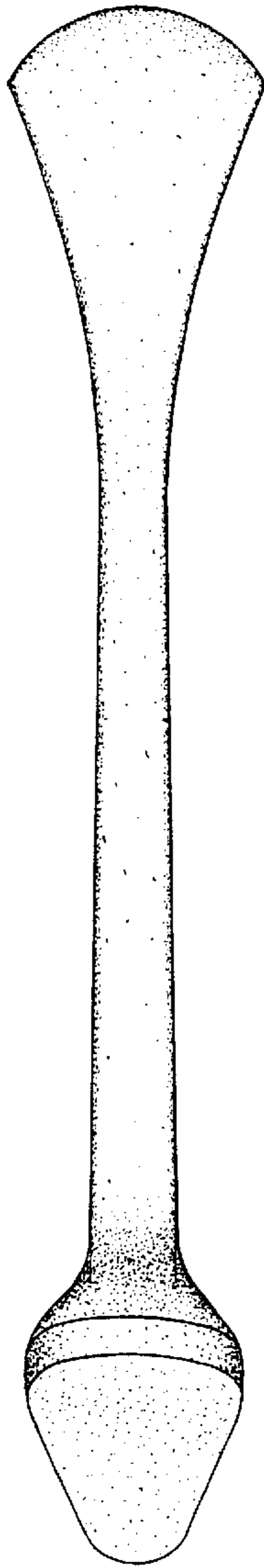
*Fig. 1*



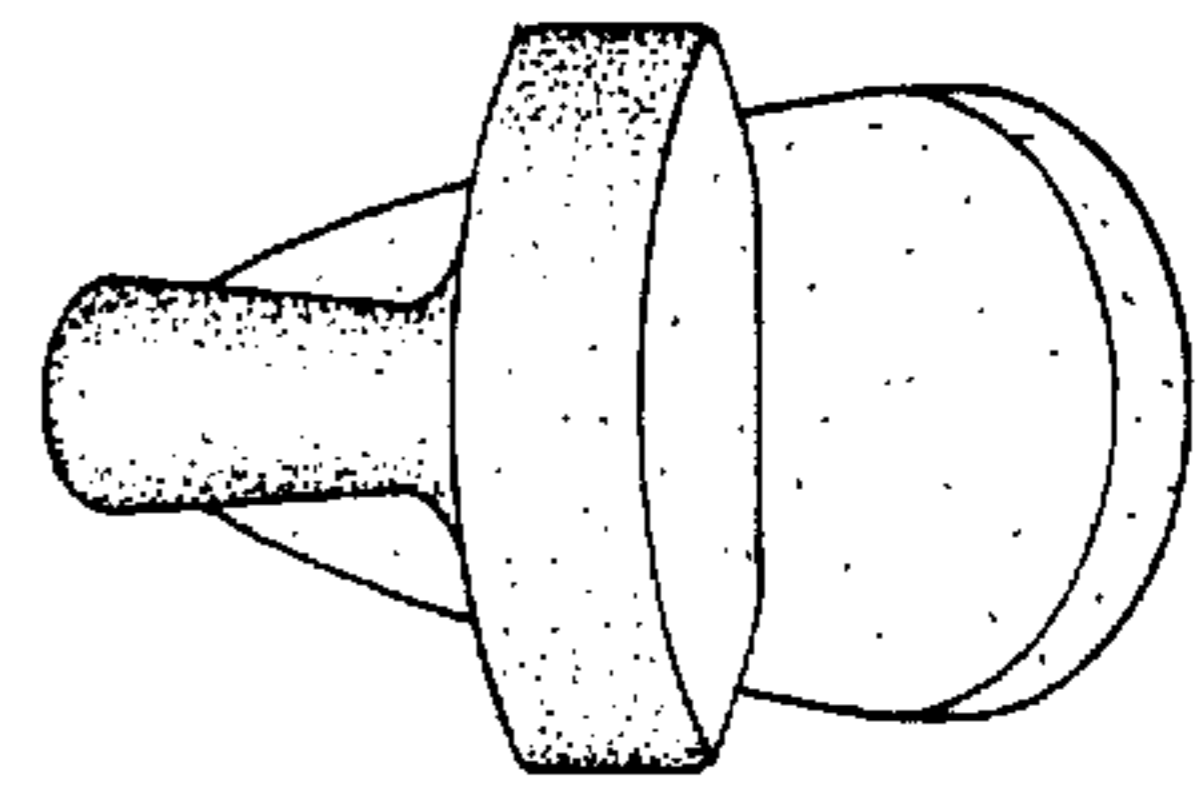
*Fig. 2*



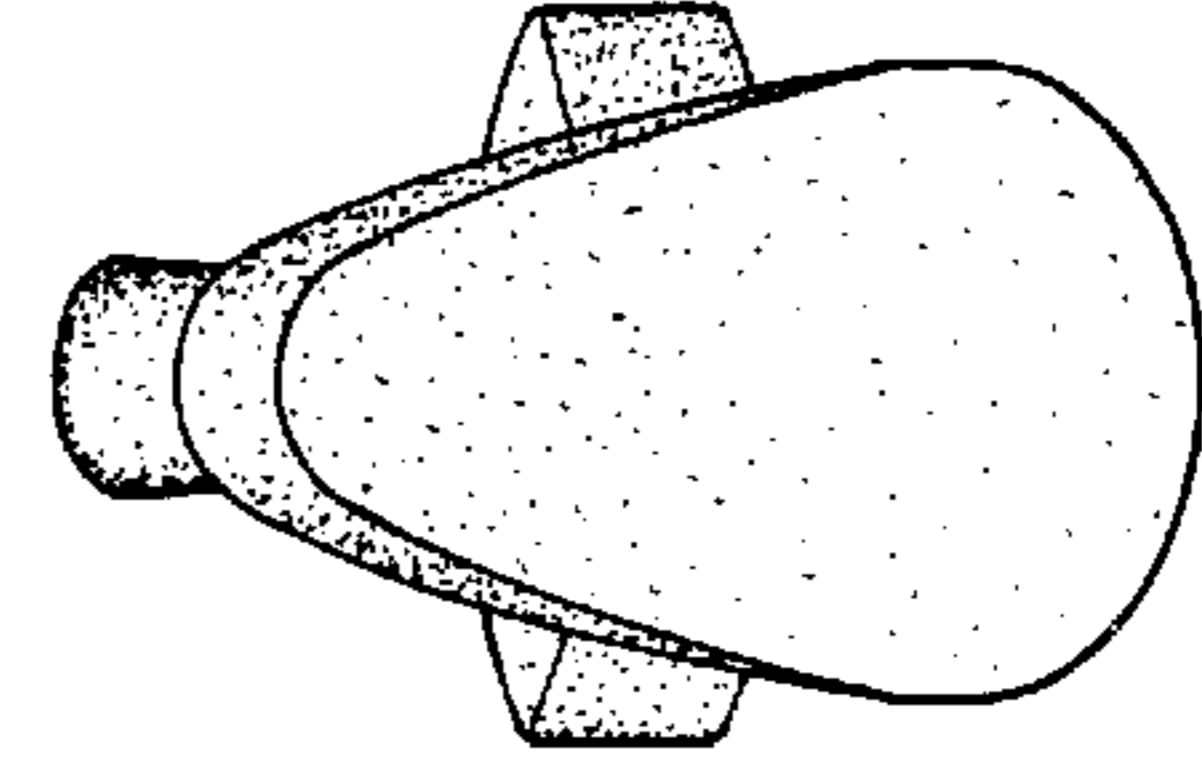
*Fig. 3*



*Fig. 4*



*Fig. 5*



*Fig. 6*