



US00D477386S

(12) **United States Design Patent**
Schönherr et al.

(10) **Patent No.:** **US D477,386 S**

(45) **Date of Patent:** **** Jul. 15, 2003**

(54) **GRIP FOR SANITARY FAUCET**

D391,831 S * 3/1998 Doughty et al. D23/249
D465,268 S * 11/2002 Mullenmeister D23/250

(75) Inventors: **Tom Schönherr**, Stuttgart (DE);
Andreas Haug, Stuttgart (DE); **Sven Feustel**, Stuttgart (DE)

OTHER PUBLICATIONS

RubINETTERIE Cristina S.p.A., brochure, two pages, Jan., 2001.
Newform RubINETTERIE, catalog, two pages, Mar., 2002.
Nicolazzi S.p.A., catalog, two pages, Sep., 1999.
RubINETTERIE Bandini, catalog, two pages, Mar., 2002.

(73) Assignee: **Hansgrohe AG**, Schiltach (DE)

(**) Term: **14 Years**

* cited by examiner

(21) Appl. No.: **29/168,486**

(22) Filed: **Oct. 3, 2002**

Primary Examiner—Louis S. Zarfes

Assistant Examiner—Gregory Andoll

(30) **Foreign Application Priority Data**

Sep. 11, 2002 (DE) 4 02 02 955
Sep. 11, 2002 (DE) 4 02 07 566

(74) *Attorney, Agent, or Firm*—Duane Morris, LLP

(51) **LOC (7) Cl.** **23-01**

(57) **CLAIM**

The ornamental design for a grip for sanitary faucet, as shown and described.

(52) **U.S. Cl.** **D23/250; D23/252**

DESCRIPTION

(58) **Field of Search** D23/238–243,
D23/245, 250–257; D8/300–322, 350–353,
DIG. 3; 16/110.1; 4/675–678; 137/801


FIG. 1: is a side perspective view of the grip for sanitary faucet showing our new design;
FIG. 2: is a top plan view thereof;
FIG. 3: is a front/rear/side elevation view thereof; and,
FIG. 4: is a bottom plan view thereof.

(56) **References Cited**

U.S. PATENT DOCUMENTS

D385,952 S * 11/1997 Hundley et al. D23/250

1 Claim, 1 Drawing Sheet






FIG.1




FIG.2

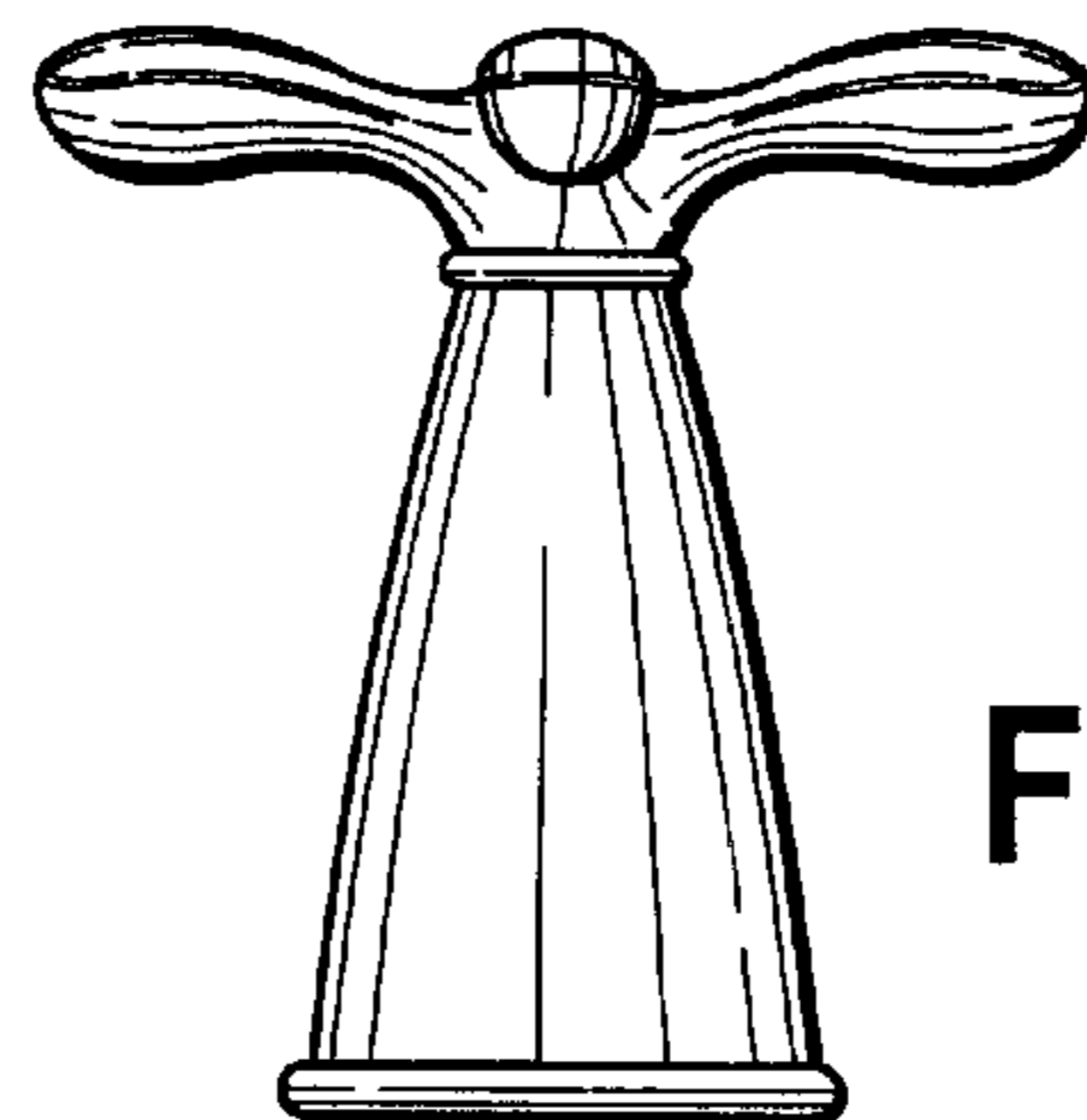


FIG.3




FIG.4