



US00D477380S

(12) **United States Design Patent**
Pitts et al.

(10) **Patent No.:** **US D477,380 S**

(45) **Date of Patent:** **** Jul. 15, 2003**

(54) **COVER FOR WATER CONDITIONING TANK**

D437,384 S * 2/2001 Fletcher et al. D23/207

(75) Inventors: **Elvin C. Pitts**, Fountain Vly, CA (US);
Ted Rieck, Irvine, CA (US); **Larry Pearson**, Huntington Bch., CA (US)

* cited by examiner

Primary Examiner—Robin V. Taylor

(74) *Attorney, Agent, or Firm*—Myers Dawes & Andras LLP; Joseph C. Andras

(73) Assignee: **National Sales Coordinator Co., Inc.**,
Fountain Valley, CA (US)

(57) **CLAIM**

(**) Term: **14 Years**

We claim the ornamental design for the cover for water conditioning tank, as shown and described.

(21) Appl. No.: **29/168,460**

DESCRIPTION

(22) Filed: **Oct. 1, 2002**

(51) **LOC (7) Cl.** **23-01**

(52) **U.S. Cl.** **D23/207**

(58) **Field of Search** D23/207, 209;
210/190, 140

FIG. 1 is a perspective view of the cover for water conditioning tank of the present invention;
FIG. 2 is an exploded perspective view thereof relative to a water conditioning tank that is shown in dashed lines, forming no part of the claimed design;
FIG. 3 is a top plan view thereof;
FIG. 4 is a bottom plan view thereof;
FIG. 5 is a front elevational view thereof, the back elevational view being a mirror image; and,
FIG. 6 is a left-side elevational view thereof, the right-side elevational view being a mirror image.

(56) **References Cited**

U.S. PATENT DOCUMENTS

- D192,284 S * 2/1962 Reinecke D23/207
- D225,326 S * 12/1972 Marsh D23/207
- D225,327 S * 12/1972 Marsh D23/207
- D434,103 S * 11/2000 Fletcher et al. D23/207

1 Claim, 2 Drawing Sheets




FIG. 1




FIG. 2




FIG. 3

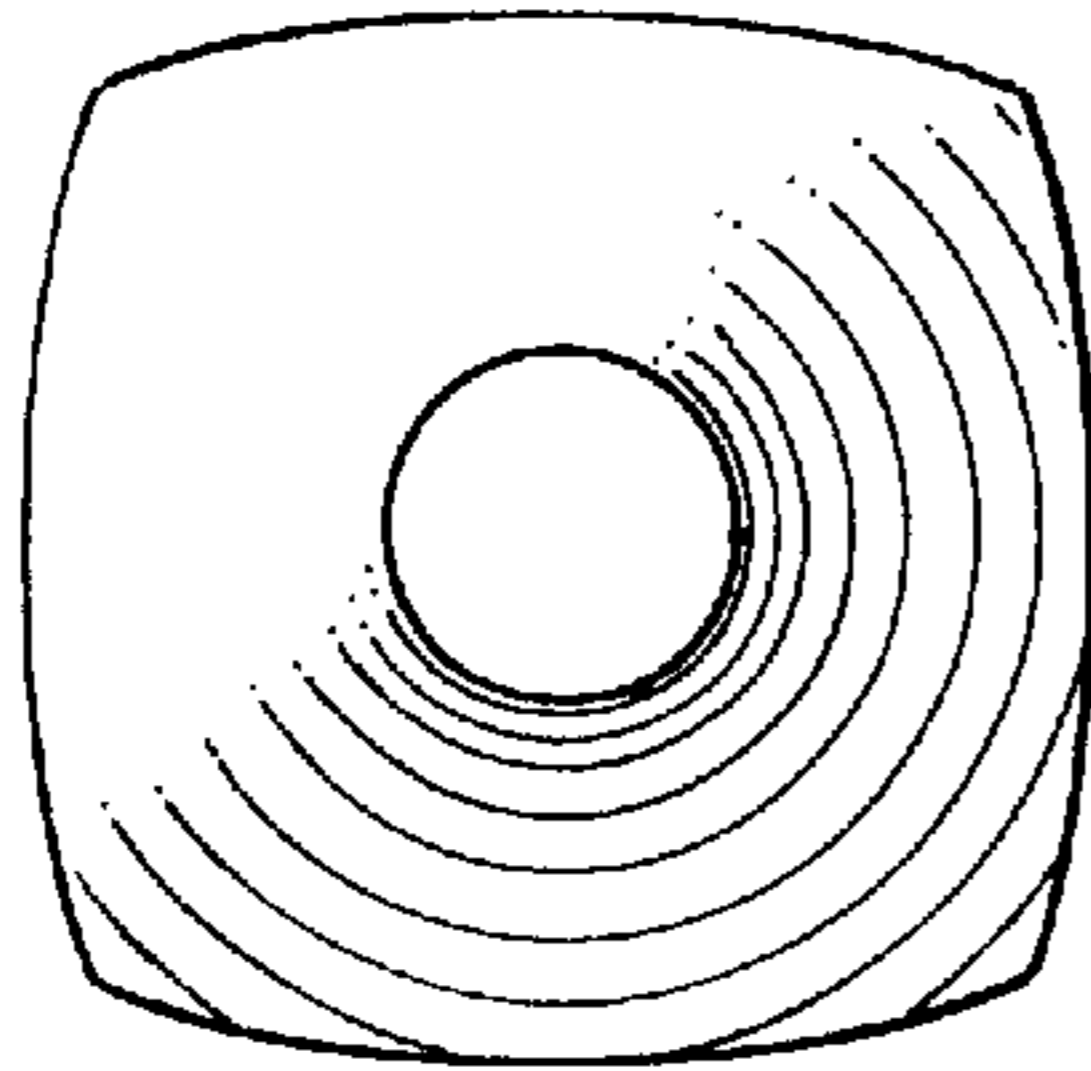


FIG. 4

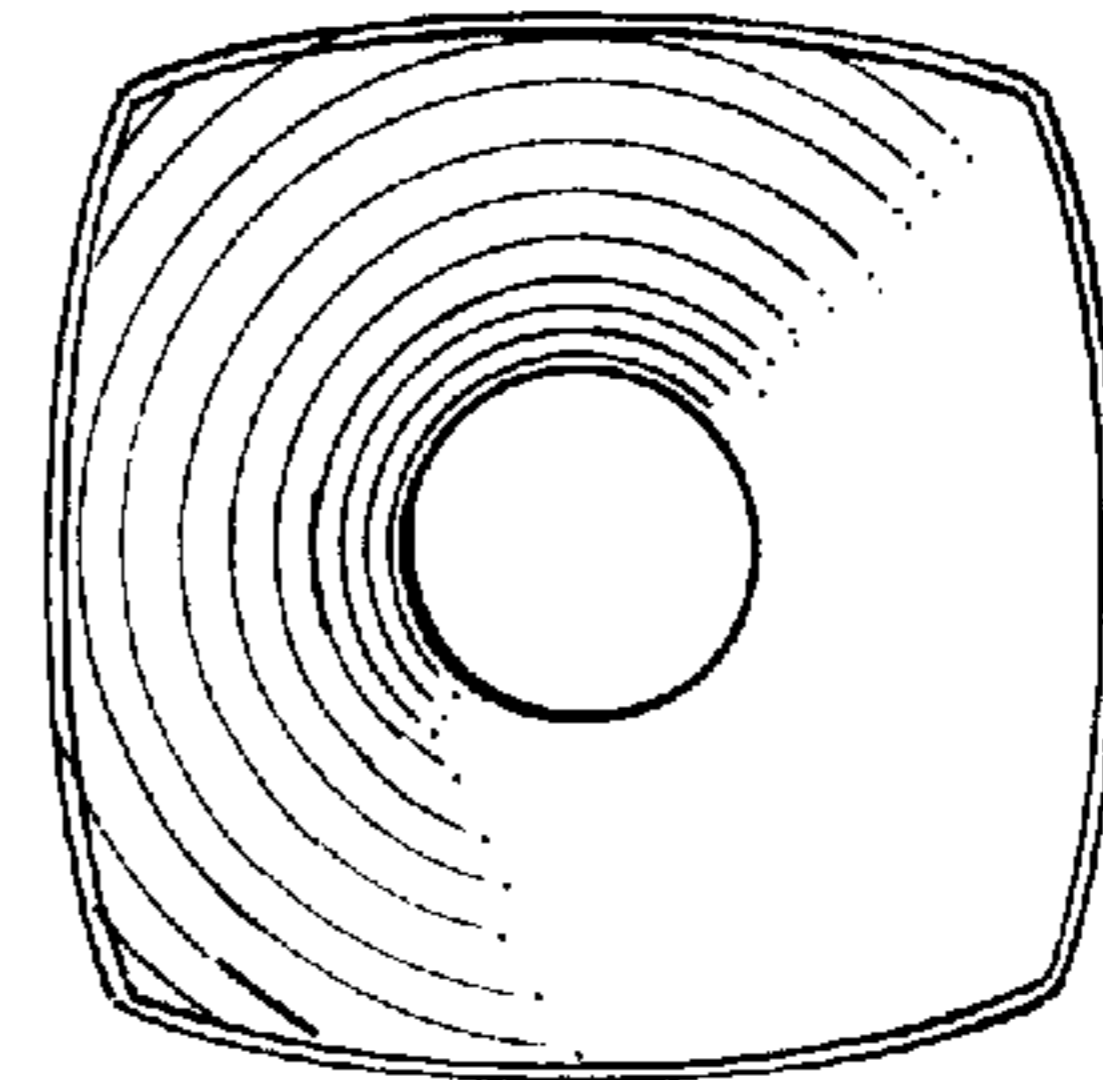


FIG. 5




FIG. 6

