



US00D477373S

(12) **United States Design Patent**
Holtz

(10) **Patent No.:** **US D477,373 S**

(45) **Date of Patent:** **** Jul. 15, 2003**

(54) **PIVOTAL GOLF TEE**

(76) Inventor: **George S. Holtz**, 5 Oak Bucket Rd.,
Thomasville, NC (US) 27360

(**) Term: **14 Years**

(21) Appl. No.: **29/152,587**

(22) Filed: **Dec. 26, 2001**

(51) **LOC (7) Cl.** **21-02**

(52) **U.S. Cl.** **D21/717**

(58) **Field of Search** D21/715-718;
473/132, 133, 386-403, 408

(56) **References Cited**

U.S. PATENT DOCUMENTS

1,807,377 A	*	5/1931	Brokaw	473/397
1,947,674 A	*	2/1934	DalGLISH	473/397
2,146,736 A	*	2/1939	Hammond et al.	473/397
3,406,978 A	*	10/1968	Johnson, Jr.	473/397
3,575,420 A		4/1971	Turner et al.		
3,966,214 A		6/1976	Collins		
4,418,916 A		12/1983	Matsuura		
4,645,208 A		2/1987	Morabeto		

5,242,170 A		9/1993	Ward		
D373,806 S	*	9/1996	Bunnell	D21/717
D388,482 S	*	12/1997	Fragoso	D21/718
D391,611 S	*	3/1998	Brayford	D21/718
D432,606 S	*	10/2000	Labbe	D21/718

* cited by examiner

Primary Examiner—Ted Shooman

Assistant Examiner—C. Tuttle

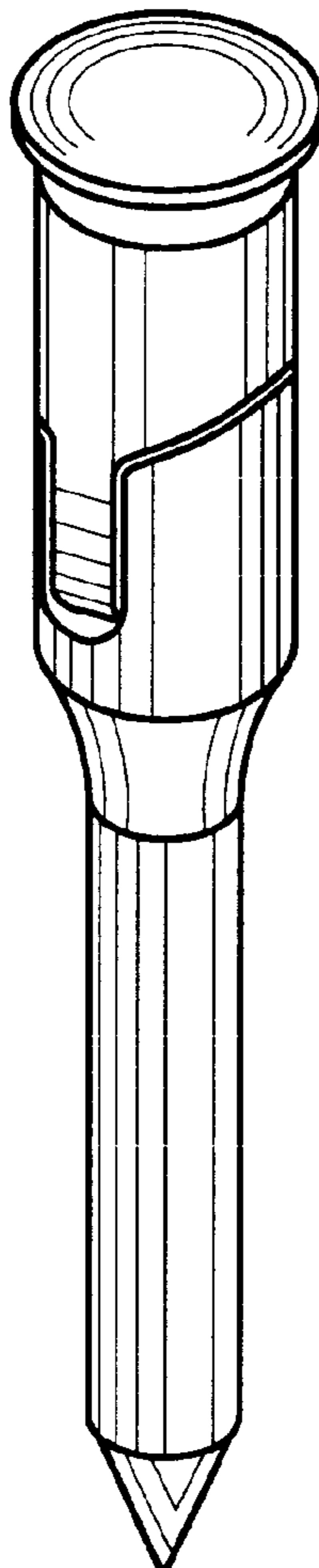
(57) **CLAIM**

The ornamental design for a pivotal golf tee, as shown and described.

DESCRIPTION

FIG. 1 is a top, front perspective view of a pivotal golf tee embodying my design;
 FIG. 2 is a left side elevational view thereof, the right side elevational view being identical thereto;
 FIG. 3 is a rear elevational view thereof;
 FIG. 4 is a top plan view thereof;
 FIG. 5 is a bottom plan view thereof; and,
 FIG. 6 is a left side elevational view in pivoted position.

1 Claim, 2 Drawing Sheets



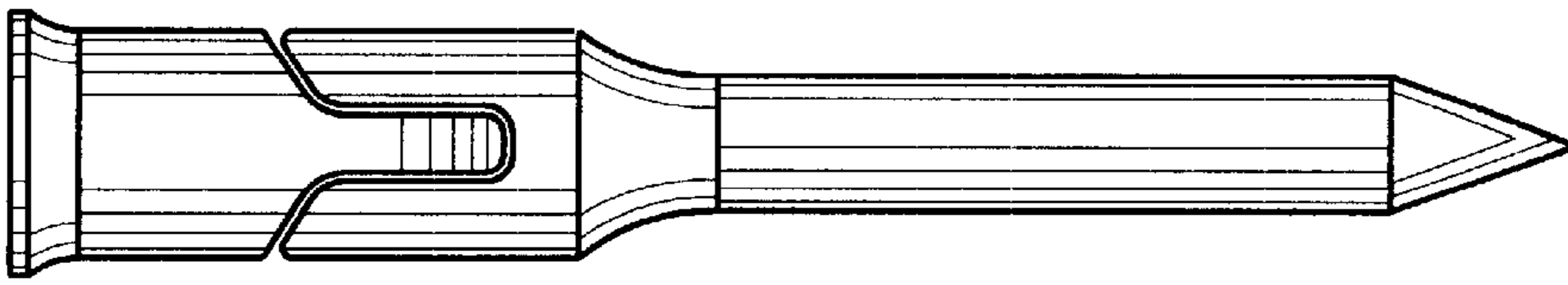


FIG. 3

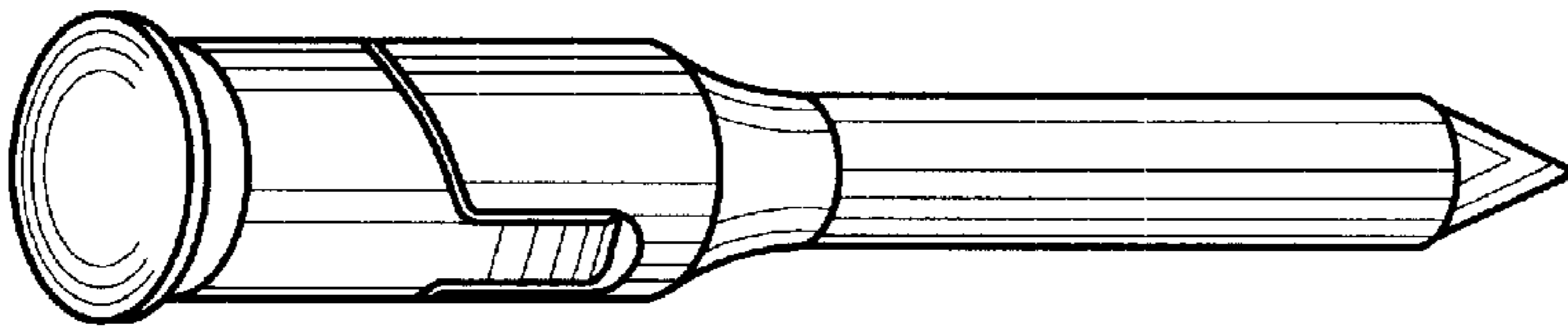


FIG. 1

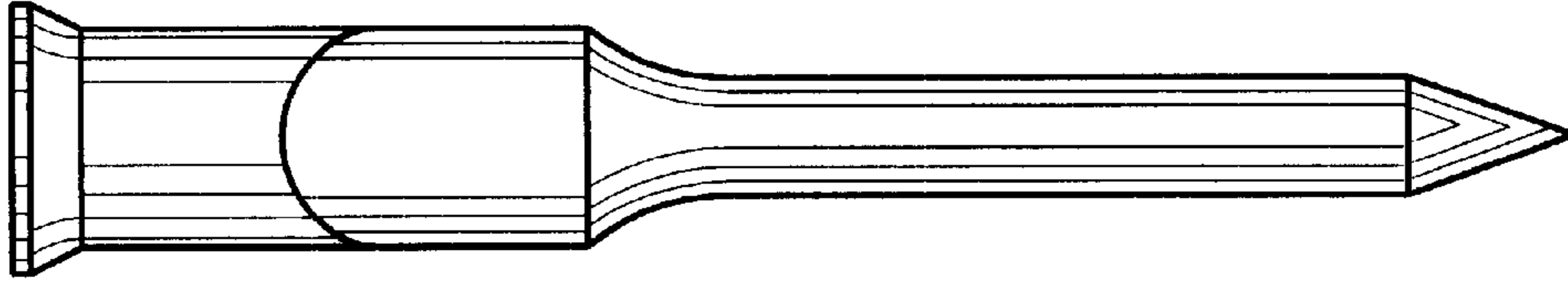


FIG. 2

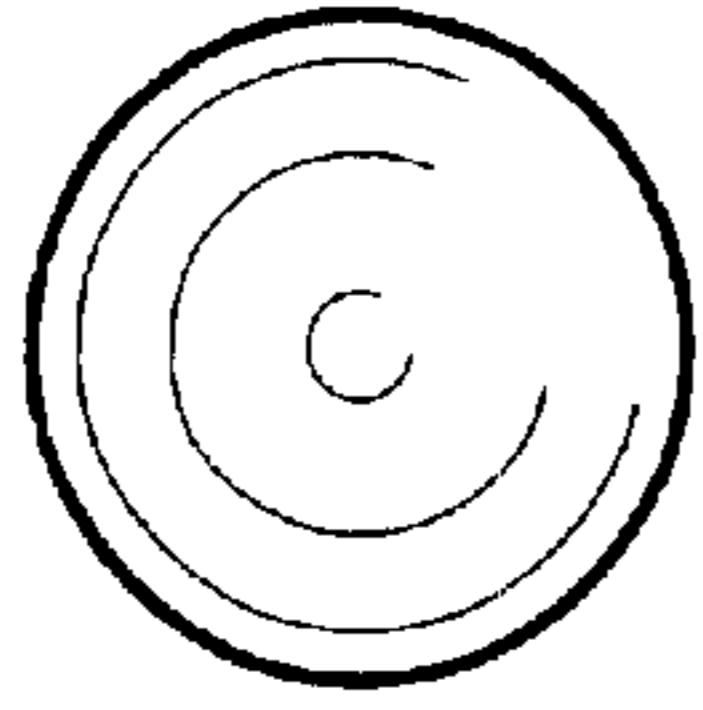


FIG. 4

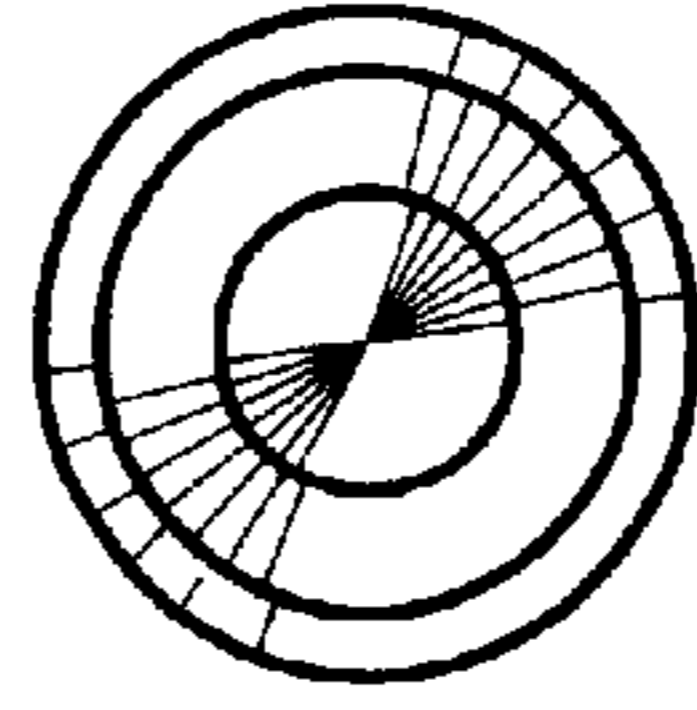


FIG. 5

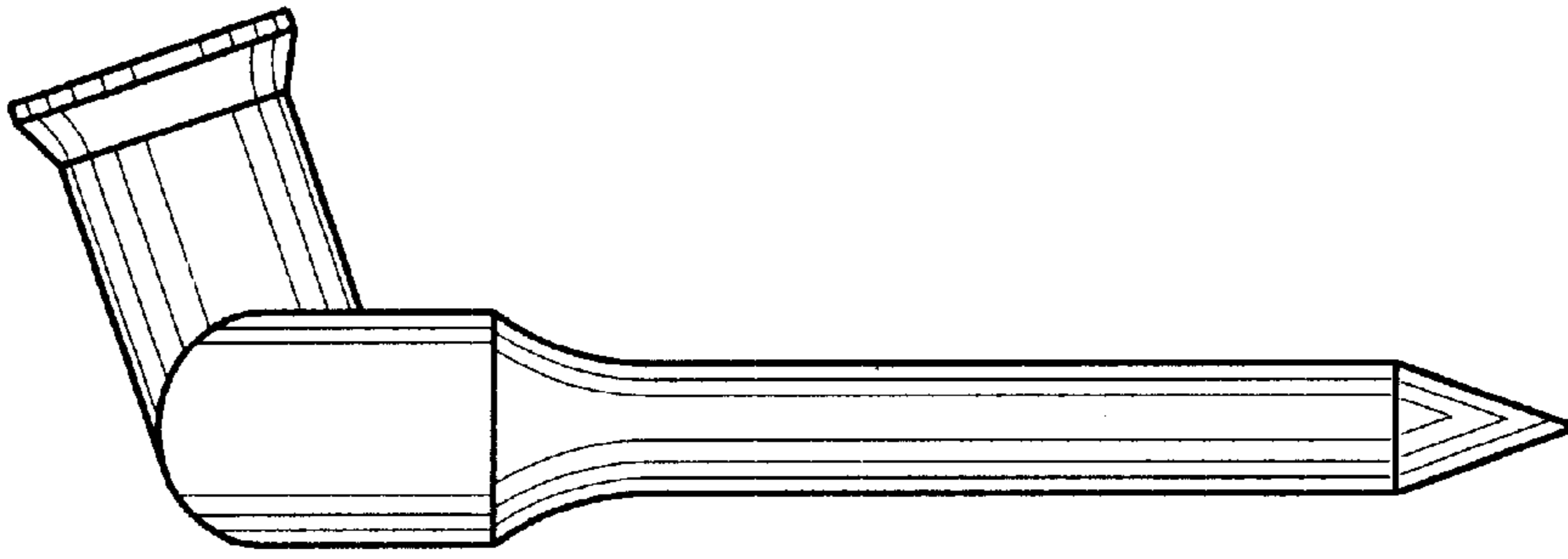


FIG. 6