



US00D477371S

(12) **United States Design Patent**
Niu

(10) **Patent No.:** **US D477,371 S**

(45) **Date of Patent:** **** Jul. 15, 2003**

(54) **TOY DRUM**

(76) Inventor: **Li-Yang Niu**, 3F-2, No. 381, Sec. 3,
Tung-Hsing Rd., Taichung (TW)

(**) Term: **14 Years**

(21) Appl. No.: **29/156,408**

(22) Filed: **Feb. 27, 2002**

(51) **LOC (7) Cl.** **21-01**

(52) **U.S. Cl.** **D21/405; D17/22**

(58) **Field of Search** D21/324, 398,
D21/405, 409, 468, 475, 483, 22, 23; 446/397,
408, 418, 484, 486; 84/104, 411 R, 420,
411 P, DIG. 12

(56) **References Cited**

U.S. PATENT DOCUMENTS

D308,701 S	*	6/1990	Kojima	D21/324
D401,612 S	*	11/1998	Takei	D17/22
D412,540 S	*	8/1999	Chen	D21/405
D455,774 S	*	4/2002	Senda et al.	D17/22
D457,196 S	*	5/2002	Yamazaki	D21/405

FOREIGN PATENT DOCUMENTS

GB 2056763 * 6/1996

OTHER PUBLICATIONS

Hong Kong Toys Feb. 2001, p. 204: item No. 9529.*

* cited by examiner

Primary Examiner—Ted Shooman

Assistant Examiner—C. Tuttle

(74) *Attorney, Agent, or Firm*—David A. Belasco; Belasco
Jacobs & Townsley, LLP

(57) **CLAIM**

The ornamental design for a toy drum, as shown.

DESCRIPTION

FIG. 1 is a perspective view of a toy drum showing my new design;

FIG. 2 is a front elevational view thereof;

FIG. 3 is a rear elevational view thereof;

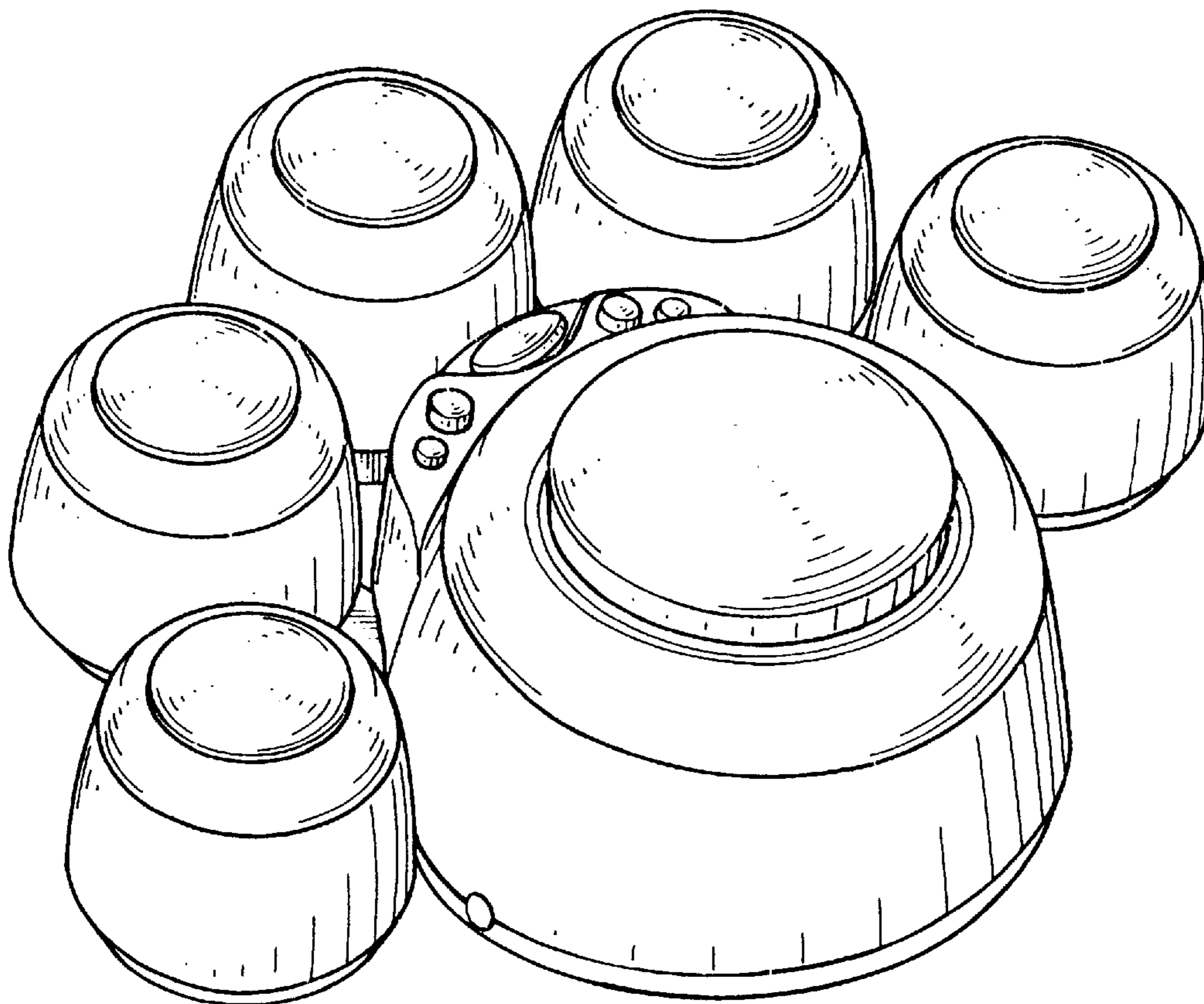
FIG. 4 is a left side view thereof;

FIG. 5 is a right side view thereof;

FIG. 6 is a top plan view thereof; and,

FIG. 7 is a bottom plan view thereof.

1 Claim, 6 Drawing Sheets






FIG. 1

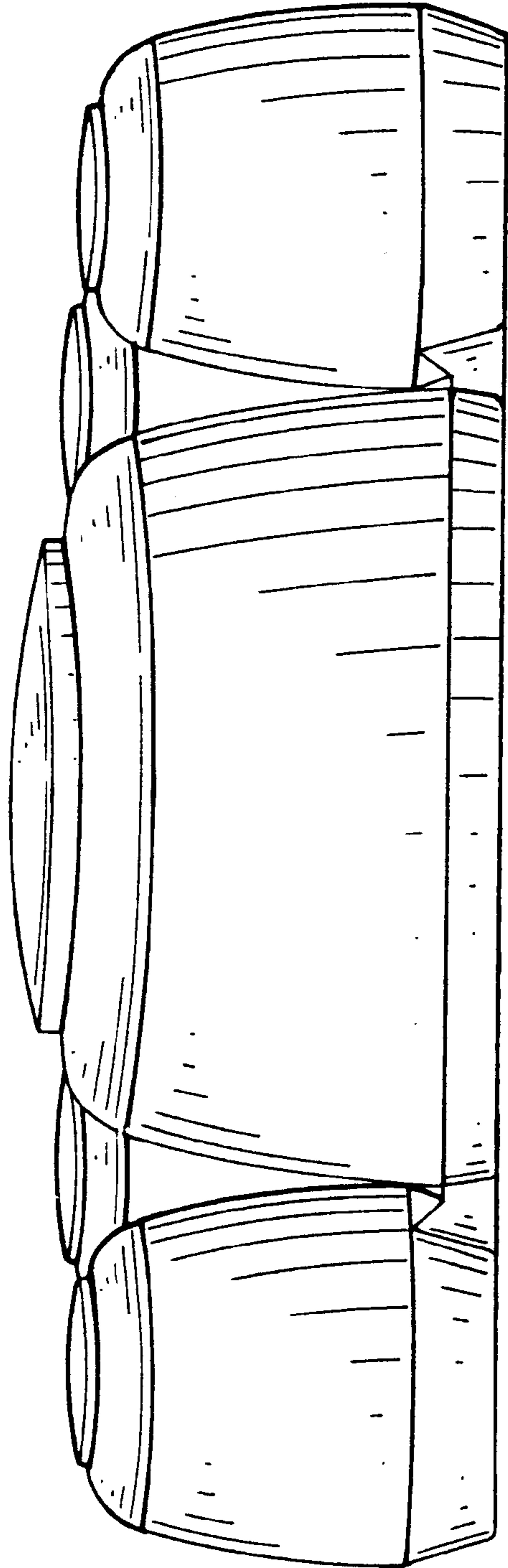


FIG. 2

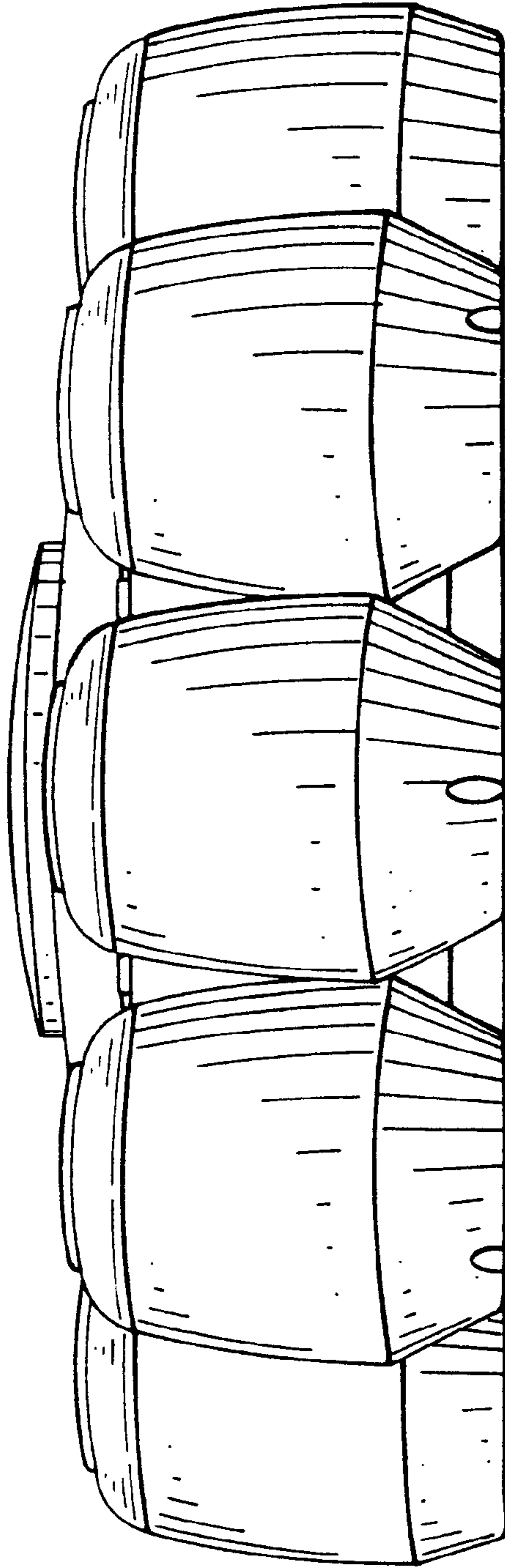


FIG. 3




FIG. 5




FIG. 4




FIG. 6

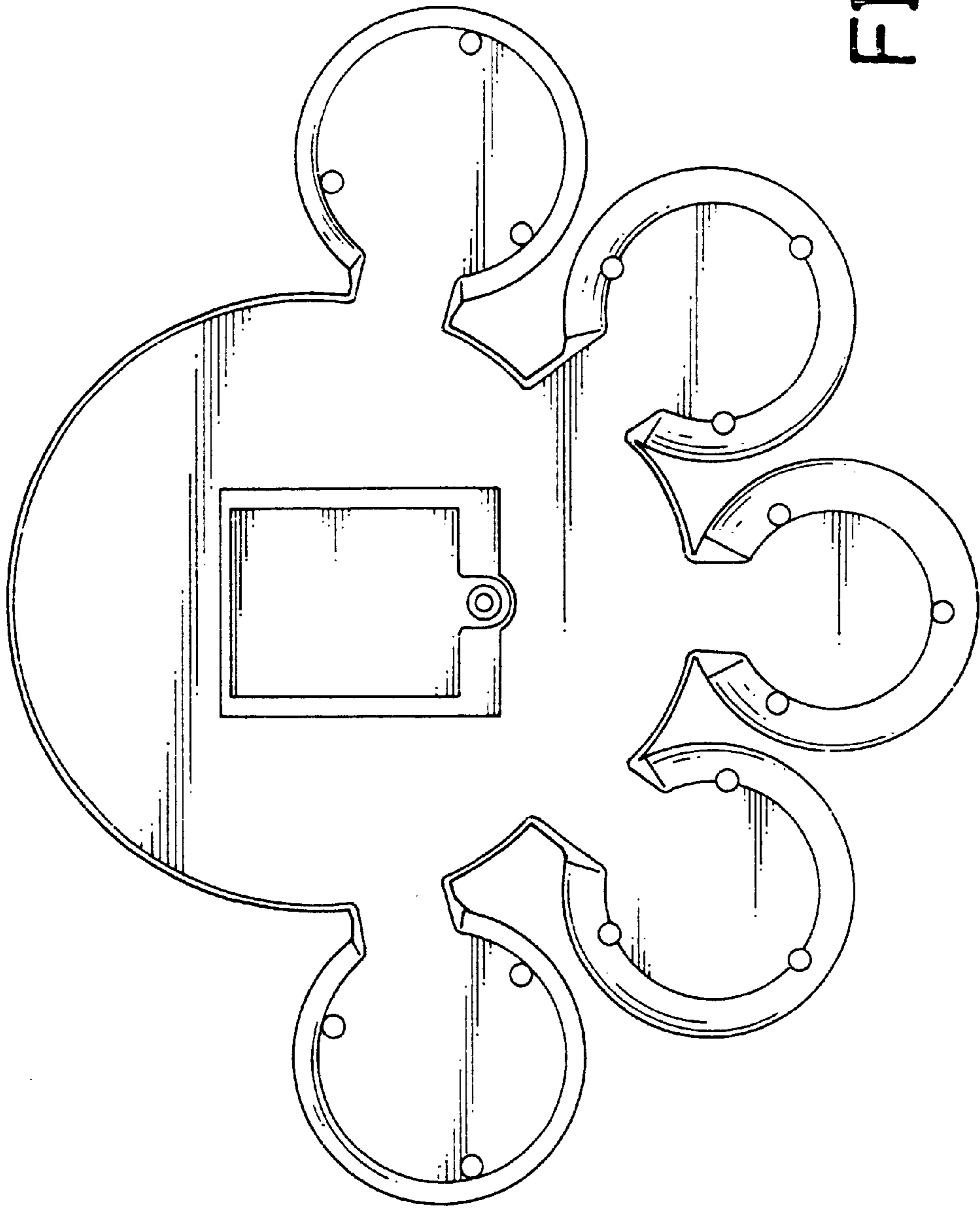


FIG.7