



US00D477369S

(12) **United States Design Patent** (10) **Patent No.:** **US D477,369 S**
Gaines et al. (45) **Date of Patent:** **** Jul. 15, 2003**

(54) **POST FOR AN ADDRESS SIGNBOARD**

(76) Inventors: **Theodore Edward Gaines**, Gaines Manufacturing, Inc., 12200 Kirkham Rd., Poway, CA (US) 92064; **Donald Bruce Gaines**, Gaines Manufacturing, Inc., 12200 Kirkham Rd., Poway, CA (US) 92064

(**) Term: **14 Years**

(21) Appl. No.: **29/163,388**

(22) Filed: **Jul. 2, 2002**

(51) **LOC (7) Cl.** **20-02**

(52) **U.S. Cl.** **D20/41**

(58) **Field of Search** D20/10, 11, 12, D20/17, 39, 41, 42, 99; D10/109, 111, 121; D18/24, 29; 40/1, 489, 545, 549, 551, 553, 568, 541-3, 584, 612, 618, 124.1, 124.5, 596

(56) **References Cited**

U.S. PATENT DOCUMENTS

D45,297 S	*	2/1914	Hammond	D20/39
D45,299 S	*	2/1914	Hammond	D20/39
D52,008 S	*	5/1918	Erickson	D20/39
D57,484 S	*	4/1921	Telling	D20/39
D57,485 S	*	4/1921	Telling	D20/39
D65,103 S	*	7/1924	Cusack	D20/39
D74,660 S	*	3/1928	Browne et al.	D20/39
D83,125 S	*	1/1931	Peterson	D10/109
D347,186 S	*	5/1994	Caval et al.	D25/38
D377,834 S	*	2/1997	Simpson	D25/38
D459,494 S	*	6/2002	Petitt et al.	D25/38
D465,286 S	*	11/2002	Gregori	D25/38

OTHER PUBLICATIONS

FRONTGATE, Frontgate retail catalog, prior to Nov. 1, 2001, p. 72, Cornerstone Brands, Inc. U.S.A.
FRONTGATE.COM, internet website, prior to Nov. 1, 2001 (current printout provided as representative of pre-Nov. 1, 2001 content), Cornerstone Brands, Inc., U.S.A. and world-wide.

WHITEHALL PRODUCTS.COM, internet website, prior to Nov. 1, 2001 (current printout provided as representative of pre-Nov. 1, 2001 content), Whitehall Products, U.S.A. and world-wide.

WHITEHALL PRODUCTS, product brochure, prior to Nov. 1, 2001 Whitehall Products, U.S.A.

* cited by examiner

Primary Examiner—Robert M. Spear
(74) *Attorney, Agent, or Firm*—Henderson & Caverly LLP; Kristen E. Caverly

(57) **CLAIM**

The ornamental design for a post for an address signboard, as shown and described.

DESCRIPTION

FIG. 1 is a front perspective view of a post for an address signboard showing the new design;

FIG. 2 is a front elevational view thereof;

FIG. 3 is a rear elevational view thereof;

FIG. 4 is a side elevational view of the right side thereof;

FIG. 5 is a side elevational view of the left side thereof;

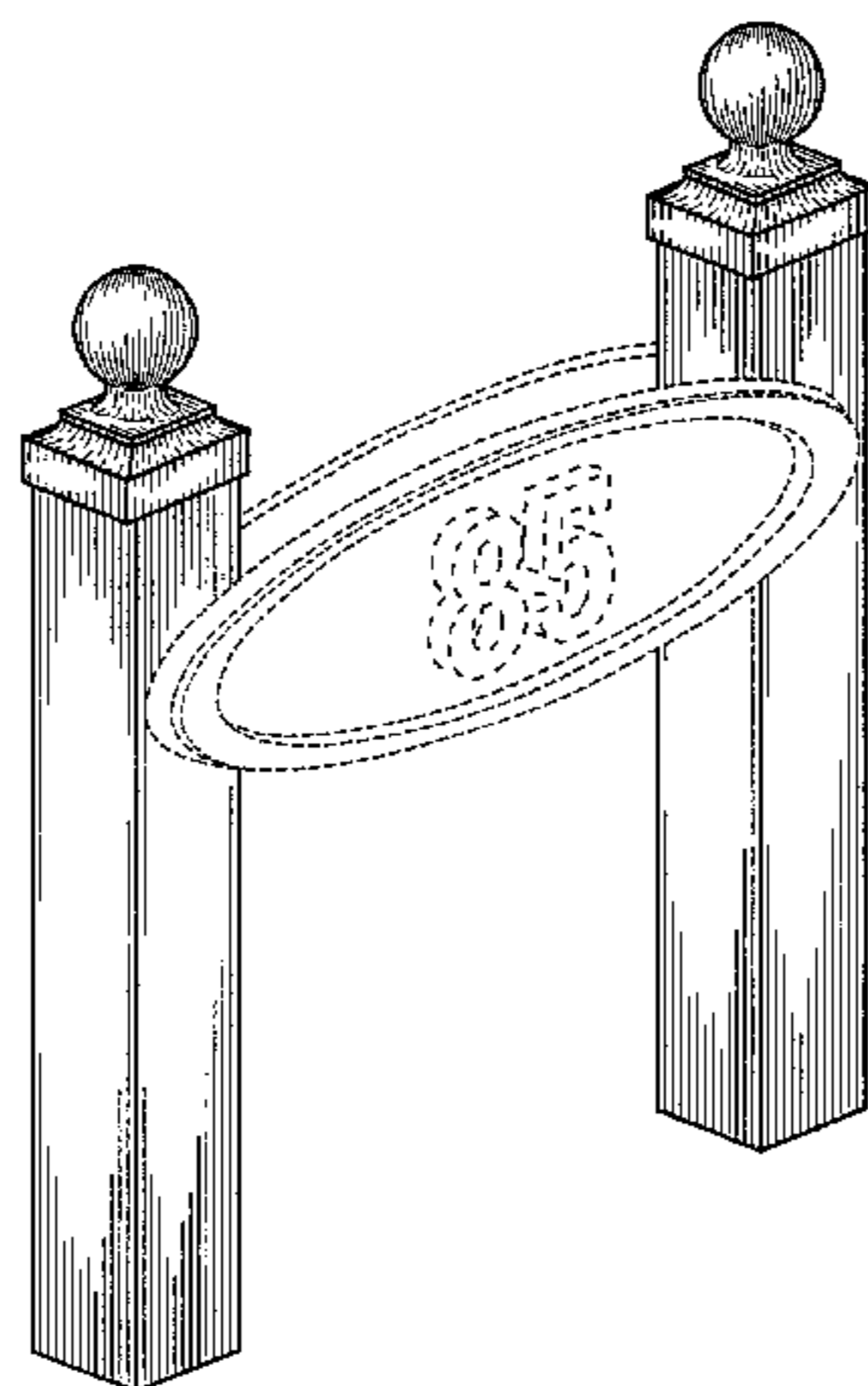
FIG. 6 is a top plan view thereof; and,

FIG. 7 is a bottom plan view thereof.

Any broken line illustration of environmental structure in the drawings is not part of the design sought to be patented.

In the drawings, those portions of the design obscured by broken lines form no part of the claimed design.

1 Claim, 3 Drawing Sheets



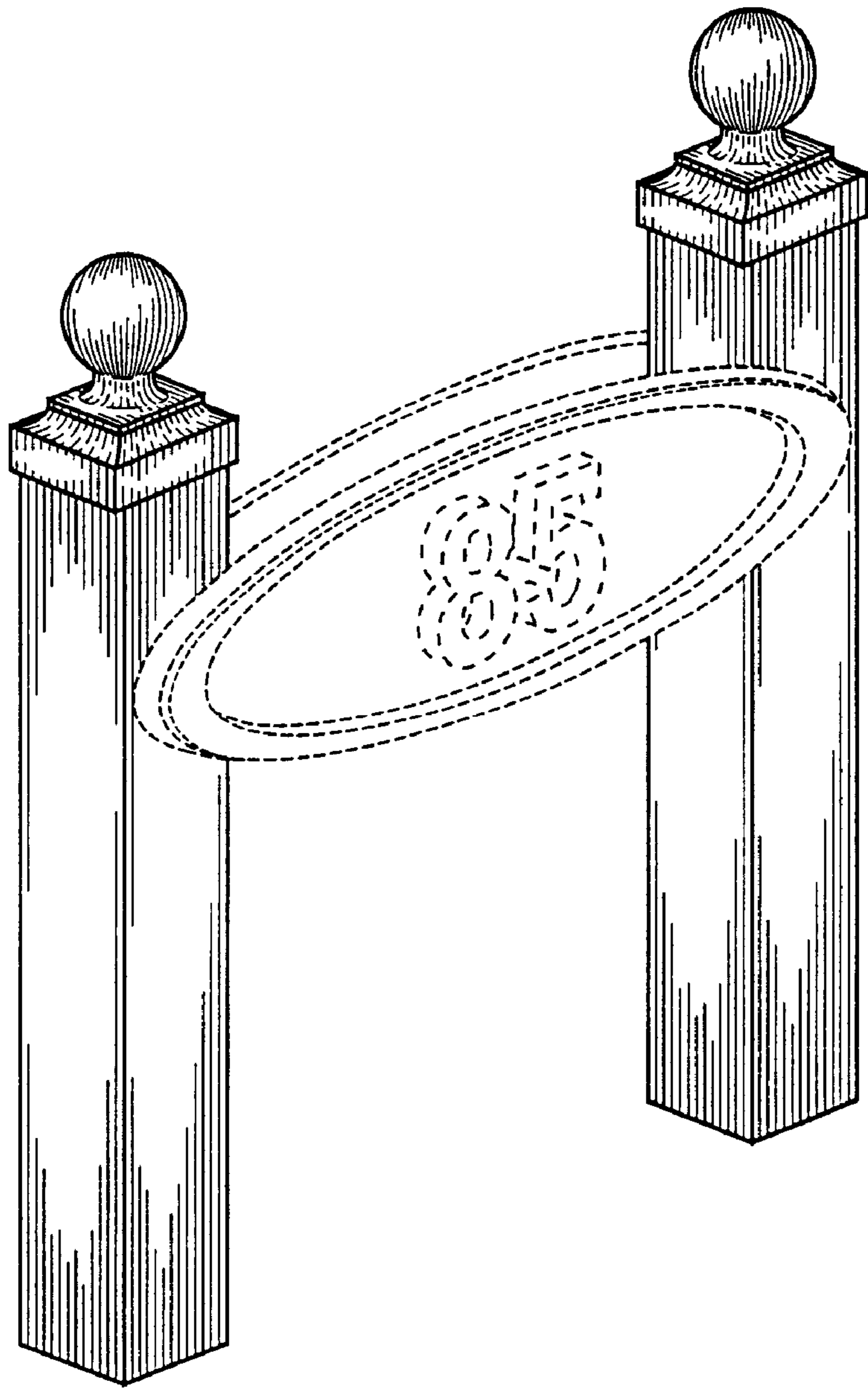


FIG. 1

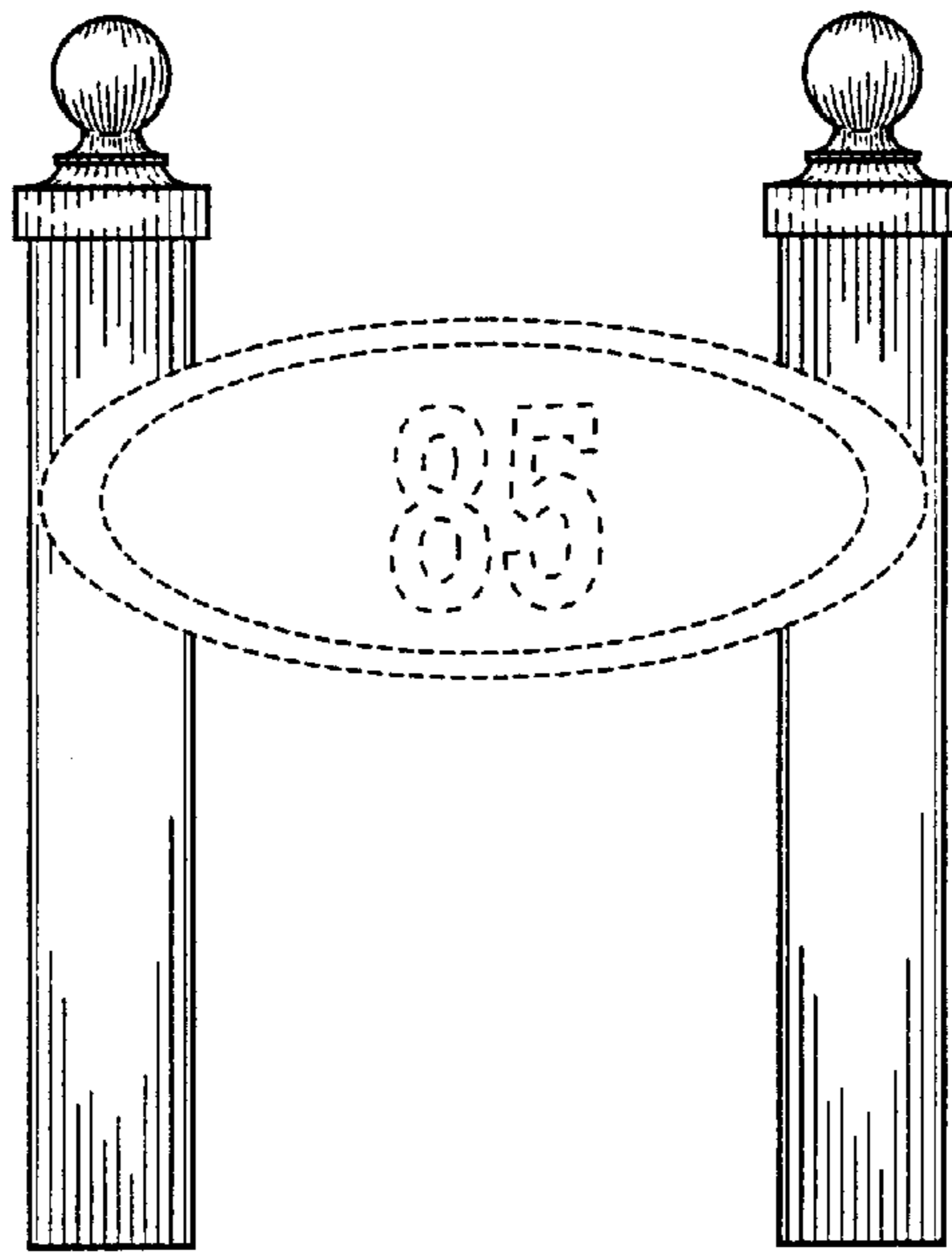


FIG. 2

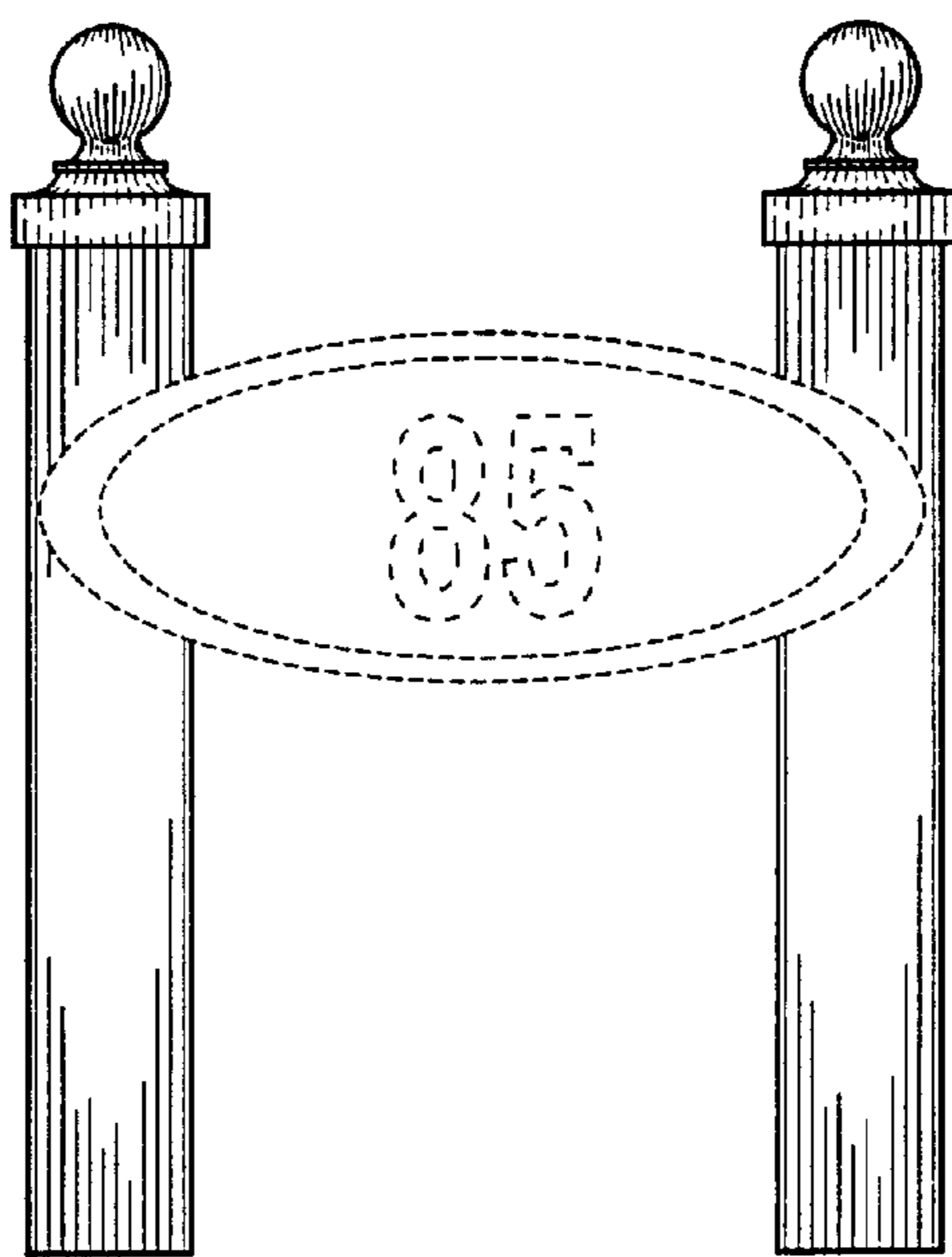


FIG. 3

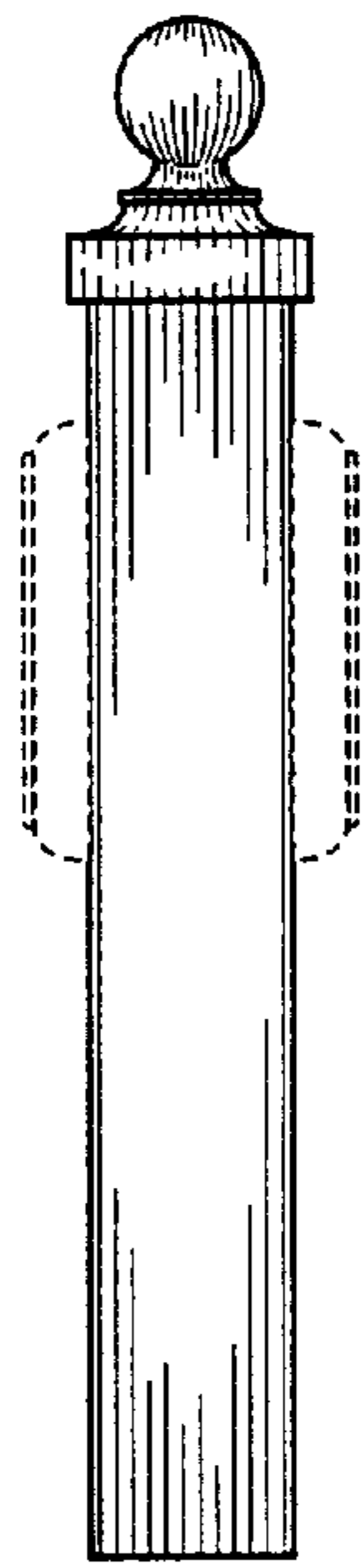


FIG. 4

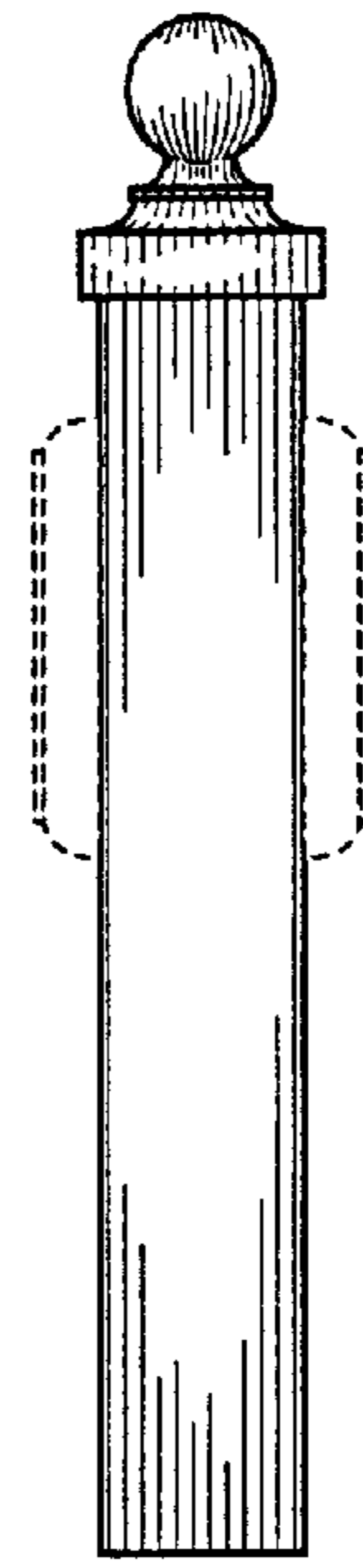


FIG. 5




FIG. 6




FIG. 7