



US00D477362S

(12) **United States Design Patent**
Belton et al.

(10) **Patent No.:** **US D477,362 S**

(45) **Date of Patent:** **** Jul. 15, 2003**

(54) **MARKER**

(75) Inventors: **Antonio Belton**, Hazel Crest, IL (US);
Chad E. Davis, Chicago, IL (US)

(73) Assignee: **Berol Corporation**, Freeport, IL (US)

(**) Term: **14 Years**

(21) Appl. No.: **29/168,360**

(22) Filed: **Oct. 1, 2002**

(51) **LOC (7) Cl.** **19-06**

(52) **U.S. Cl.** **D19/43; D19/46; D19/47**

(58) **Field of Search** D19/35, 36, 41-51,
D19/53-58, 81-85; 401/6, 7, 88, 29, 34,
35, 52, 131, 195, 198, 202, 213, 243-247,
262; 15/424-435

(56) **References Cited**

U.S. PATENT DOCUMENTS

D201,412 S	*	6/1965	DeGroft	D19/43
D205,330 S	*	7/1966	Capezuto	D19/57 X
D301,252 S		5/1989	Ohashi et al.	D19/43
D302,175 S		7/1989	Ohashi et al.	D19/43
D310,249 S	*	8/1990	LaLonde	D19/43
D319,662 S		9/1991	Henry	D19/43
D327,912 S		7/1992	Tsai	D19/51
D330,388 S		10/1992	Choi	D19/36
D331,940 S		12/1992	Shirai et al.	D19/51
D334,406 S	*	3/1993	Celender	D19/43

D385,301 S		10/1997	Wang	D19/54
D401,278 S		11/1998	Hu	D19/51
D403,703 S	*	1/1999	Campbell	D19/43
D430,206 S	*	8/2000	Holtzman et al.	D19/46
D432,167 S		10/2000	Chodat	D19/47
D436,127 S		1/2001	Hung	D19/43
D436,622 S		1/2001	Rosenbaum	D19/36
D447,516 S		9/2001	Chan	D19/43
D448,407 S		9/2001	Huang	D19/43
D452,529 S		12/2001	Tsuchida	D19/66
D471,586 S	*	3/2003	Geiselhart et al.	D19/36

* cited by examiner

Primary Examiner—Martie K. Holtje

(74) *Attorney, Agent, or Firm*—Marshall, Gerstein & Borun

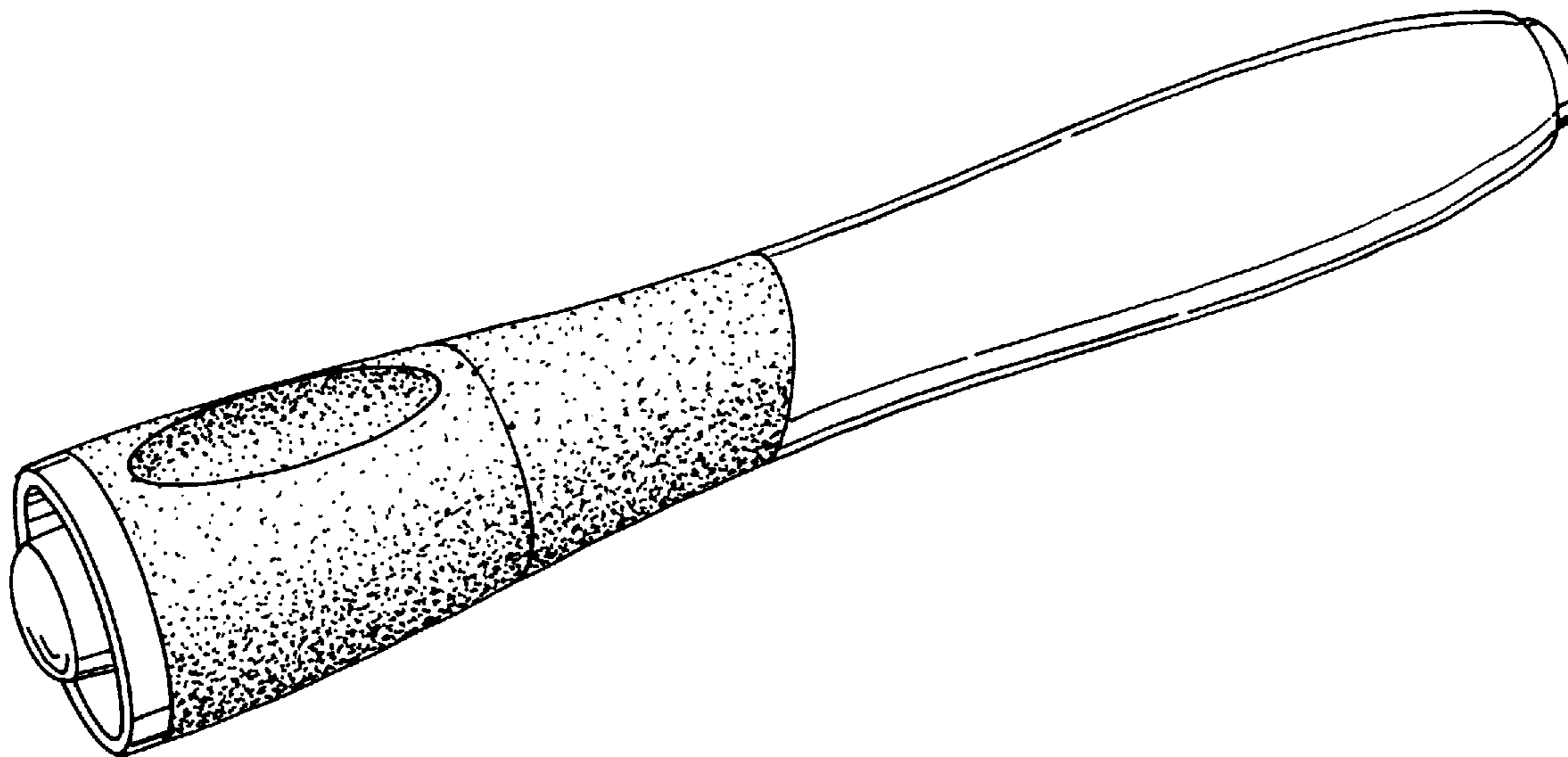
(57) **CLAIM**

The ornamental design for a “marker”, as shown and described.

DESCRIPTION

FIG. 1 is a right side perspective view taken from the front and above showing our new design;
FIG. 2 is a right side elevational view thereof;
FIG. 3 is a left side elevational view thereof;
FIG. 4 is a front view thereof;
FIG. 5 is a rear view thereof;
FIG. 6 is a plan view thereof; and,
FIG. 7 is a bottom view thereof.

1 Claim, 4 Drawing Sheets



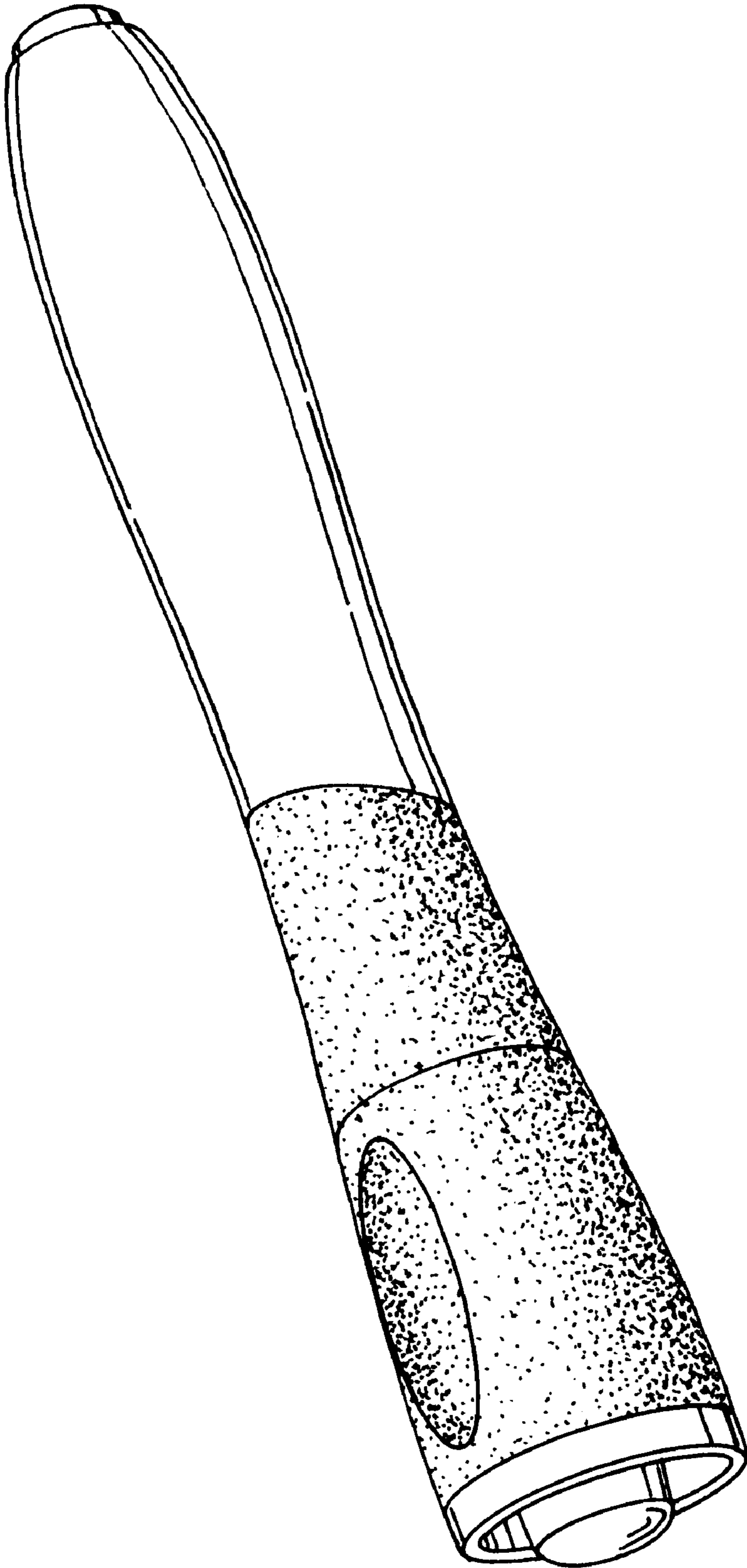


FIG. 1

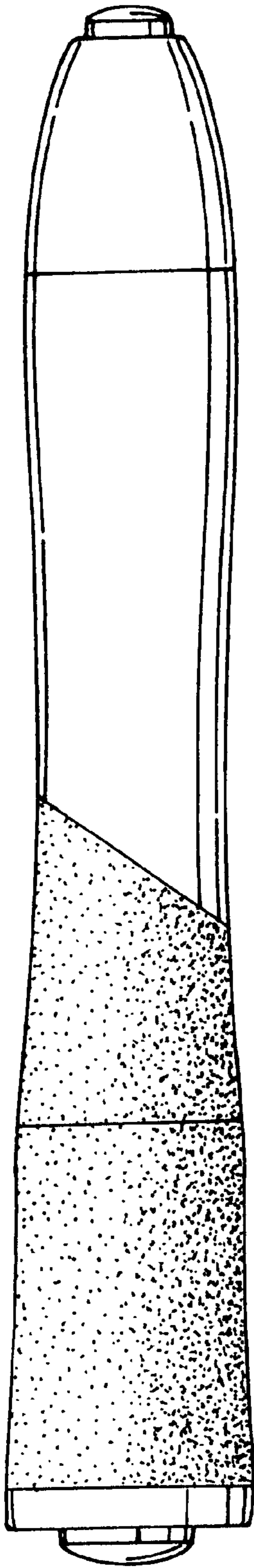


FIG. 2

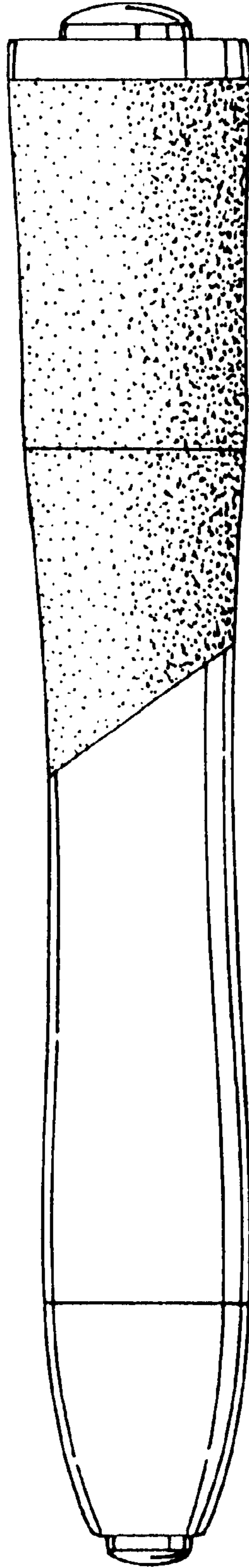


FIG. 3

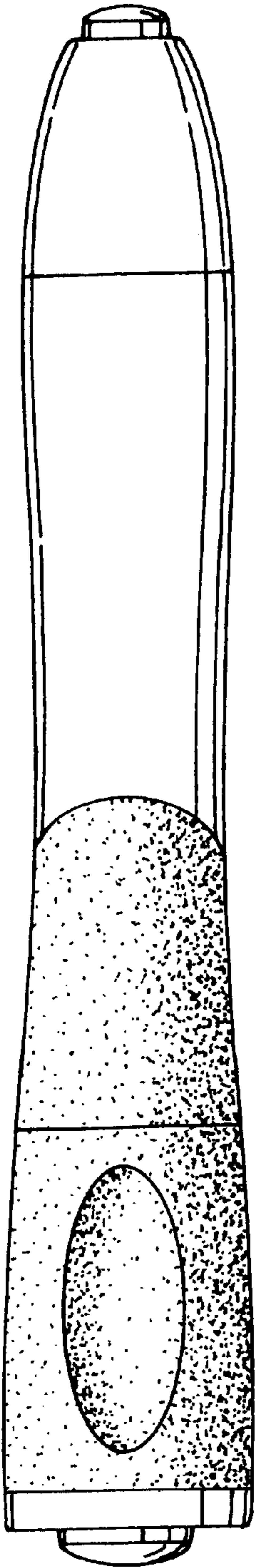


FIG. 4

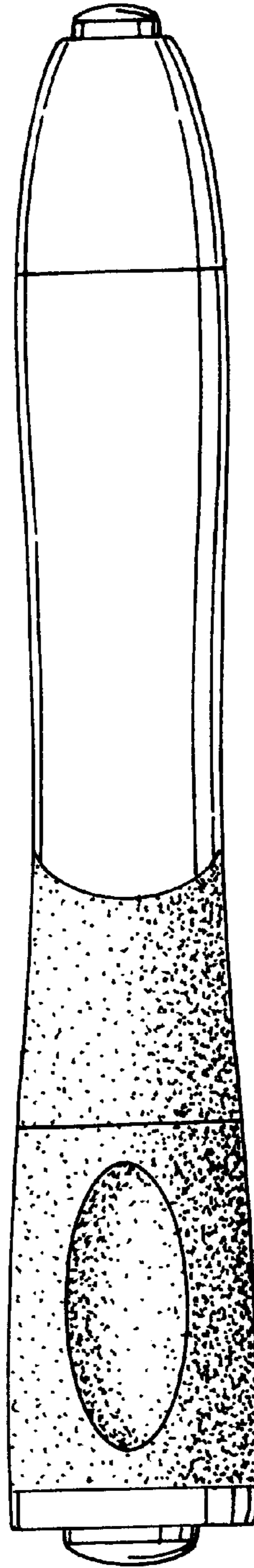


FIG. 5

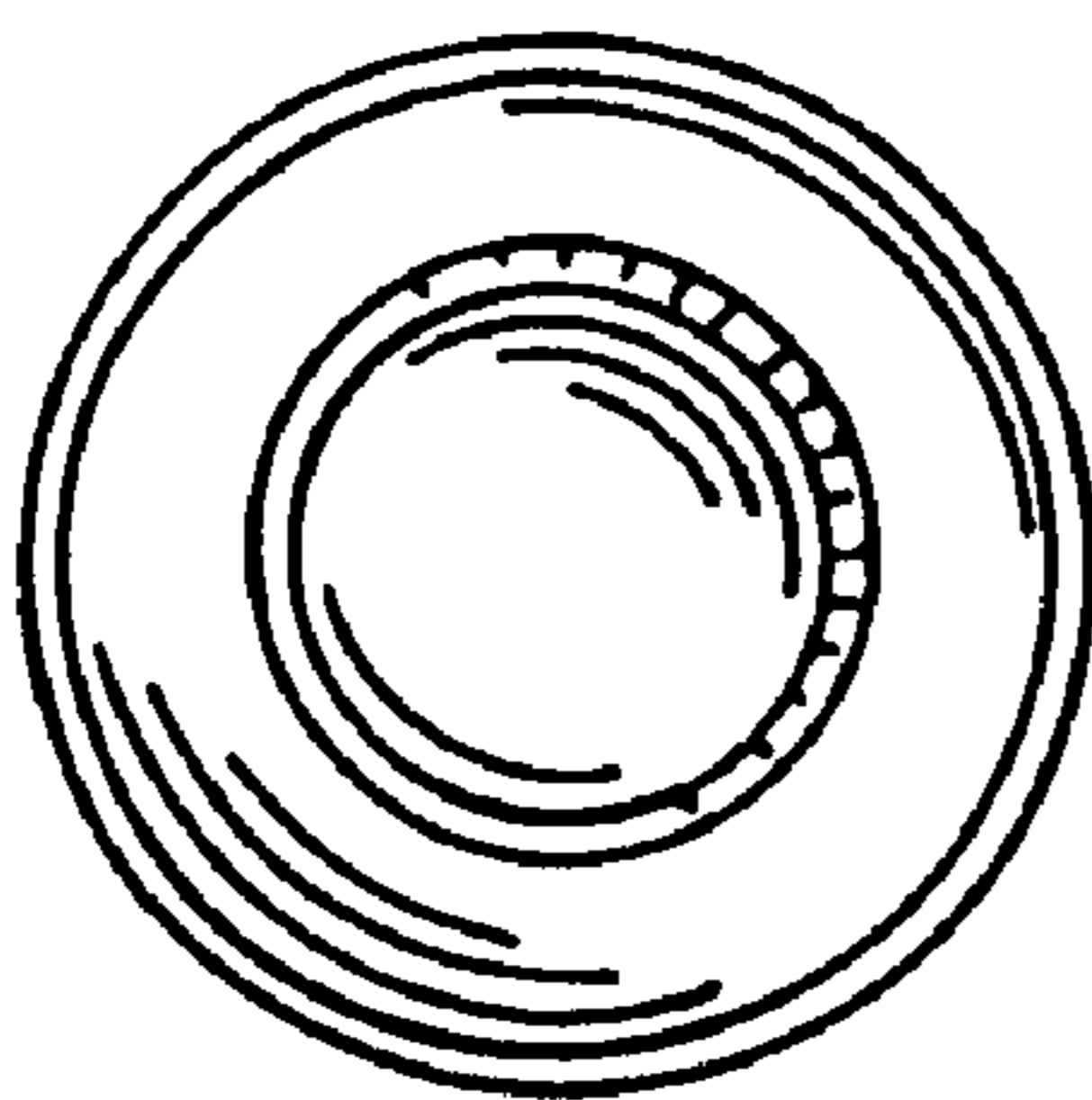


FIG. 6

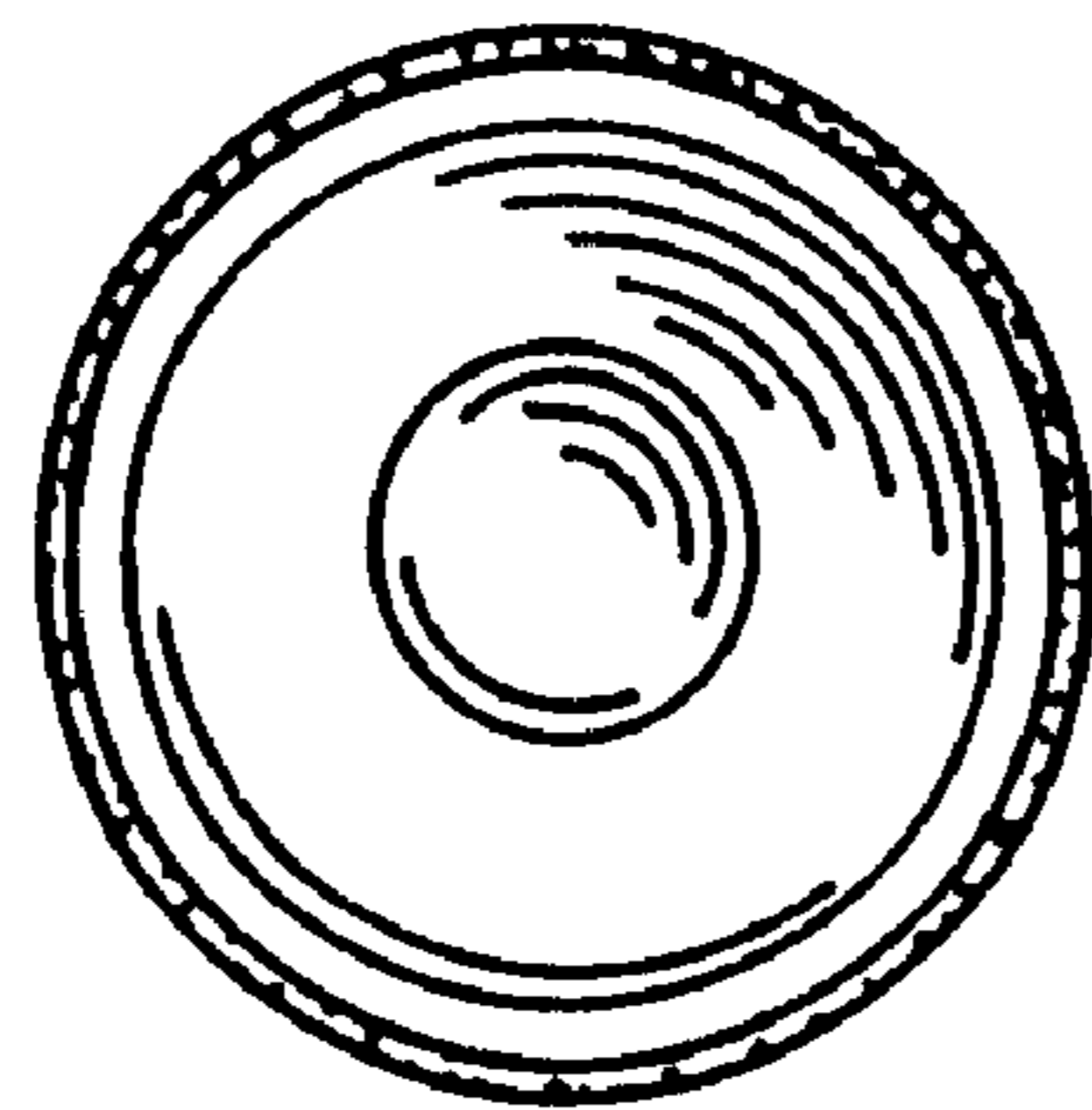


FIG. 7