



US00D477359S

(12) **United States Design Patent**
Haas

(10) **Patent No.: US D477,359 S**

(45) **Date of Patent: ** *Jul. 15, 2003**

(54) **SECURITY PASS**

(75) **Inventor: David J. Haas, Suffern, NY (US)**

(73) **Assignee: Temtec, Inc., Suffern, NY (US)**

(*) **Notice:** This patent is subject to a terminal disclaimer.

(**) **Term: 14 Years**

(21) **Appl. No.: 29/153,408**

(22) **Filed: Jan. 9, 2002**

(51) **LOC (7) Cl. 19-08**

(52) **U.S. Cl. D19/10**

(58) **Field of Search** D11/95, 97; D19/1, D19/9, 10, 11; D20/22, 27, 40, 42, 43; 40/1.5, 625, 626, 630, 661, 661.04, 662, 664, 666, 661.08; 281/38; 283/67, 74, 81, 101, 107

(56) **References Cited**

U.S. PATENT DOCUMENTS

2,650,444	A	*	9/1953	Coyle et al.	D11/95
3,262,223	A	*	7/1966	Stoffel	D11/95
3,313,053	A	*	4/1967	Vogeli, Sr.	D11/95
3,319,369	A	*	5/1967	Severson	D11/95
4,165,572	A	*	8/1979	Sussman	40/661
4,925,716	A	*	5/1990	Haas	283/81
4,937,963	A	*	7/1990	Barnes	40/661
D315,364	S	*	3/1991	Scalice et al.	D19/10
D328,470	S	*	8/1992	Costello et al.	D20/27
5,161,827	A	*	11/1992	Grosso	40/661
5,364,132	A	*	11/1994	Haas et al.	40/1.5

5,380,046	A	*	1/1995	Stephens	D19/10
D365,294	S	*	12/1995	Haas et al.	D11/95
5,472,547	A	*	12/1995	McKye et al.	29/153.408
5,505,494	A	*	4/1996	Belluci et al.	283/75
5,573,278	A	*	11/1996	Clemens	283/109
D386,793	S	*	11/1997	Haas et al.	D20/27
5,715,215	A	*	2/1998	Haas et al.	40/1.5
D394,675	S	*	5/1998	Haas et al.	D20/27
5,900,307	A	*	5/1999	Barcikowski	40/662
6,086,971	A	*	7/2000	Haas et al.	40/1.5
6,108,957	A	*	8/2000	Zapawa	283/109
6,315,206	B1	*	11/2001	Hansen et al.	235/380

* cited by examiner

Primary Examiner—Doris V. Coles

Assistant Examiner—Elizabeth A. Albert

(74) *Attorney, Agent, or Firm*—Michael Zall

(57) **CLAIM**

I claim the ornamental design for a security pass, as shown.

DESCRIPTION

FIG. 1 is a front perspective view showing my new design; FIG. 2 is a front view of the security pass shown in FIG. 1; FIG. 3 is a rear view of the security pass shown in FIG. 1; FIG. 4 is a top end view of the security pass shown in FIG. 1; FIG. 5 is a bottom end view of the security pass shown in FIG. 1; and, FIG. 6 is a left side view of the security pass shown in FIG. 1, the right side view being a mirror image thereof. The broken lines showing environment in the drawings are for illustrative purposes only and form no part of the claimed design.

1 Claim, 3 Drawing Sheets

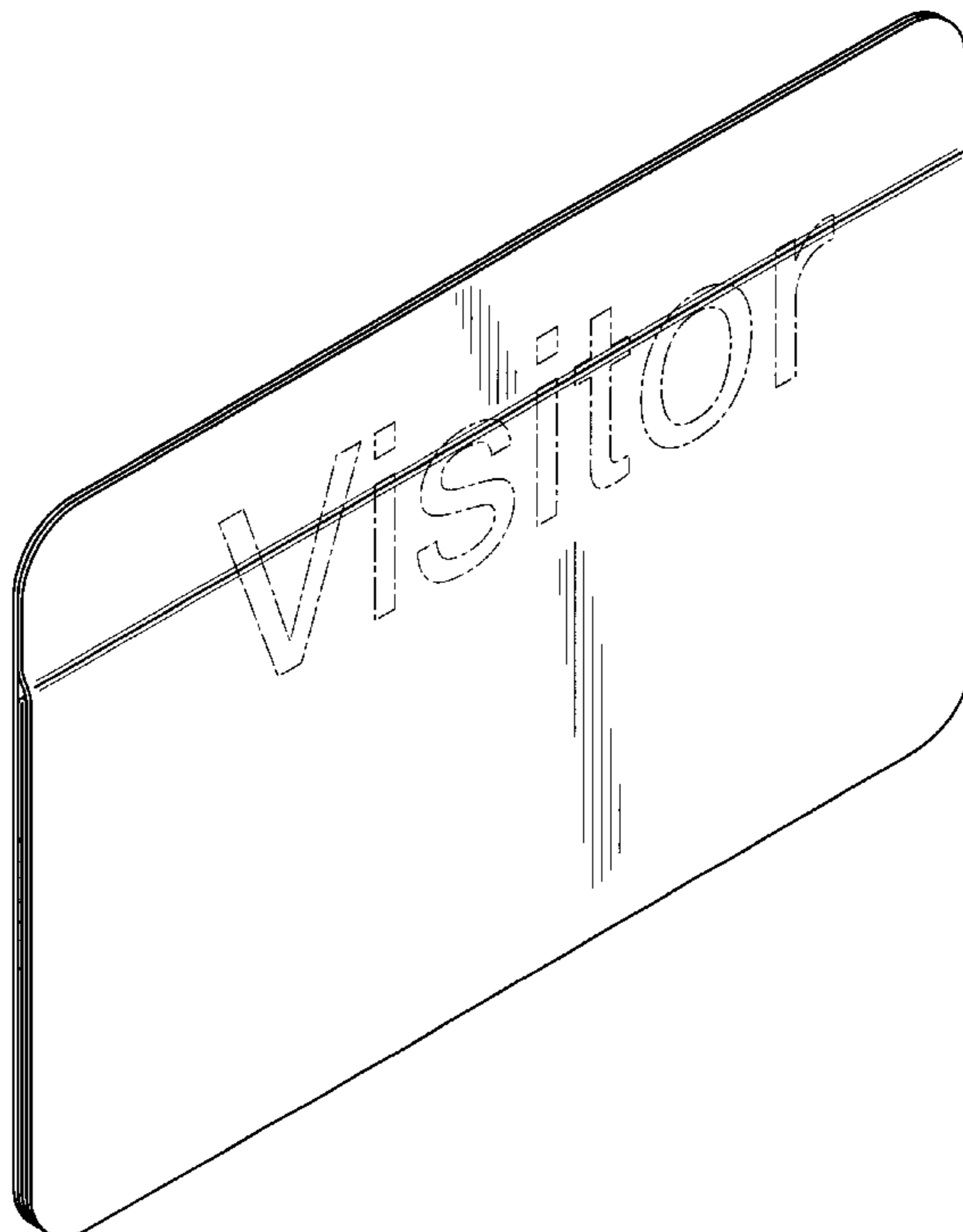


FIG. 1

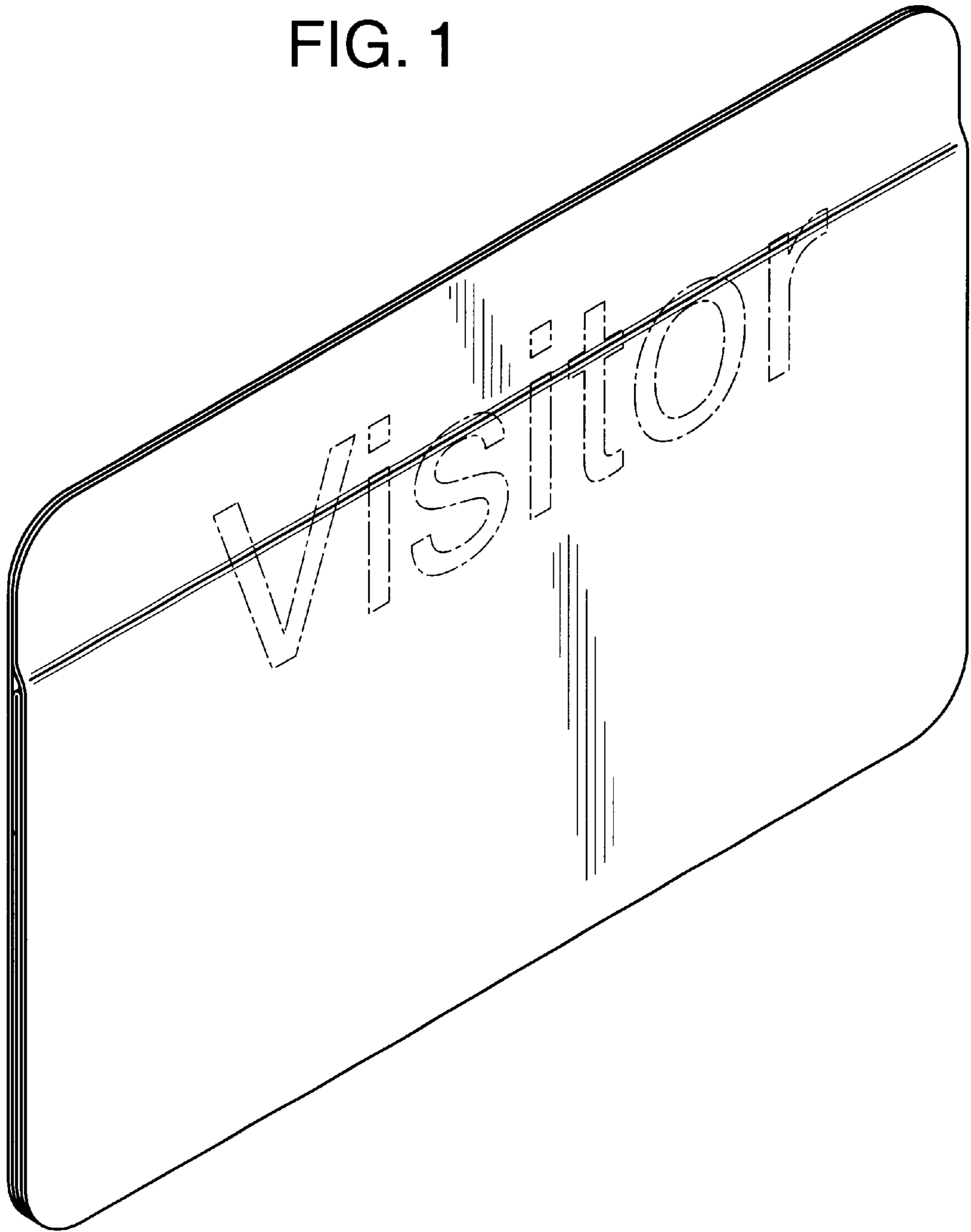


FIG. 2

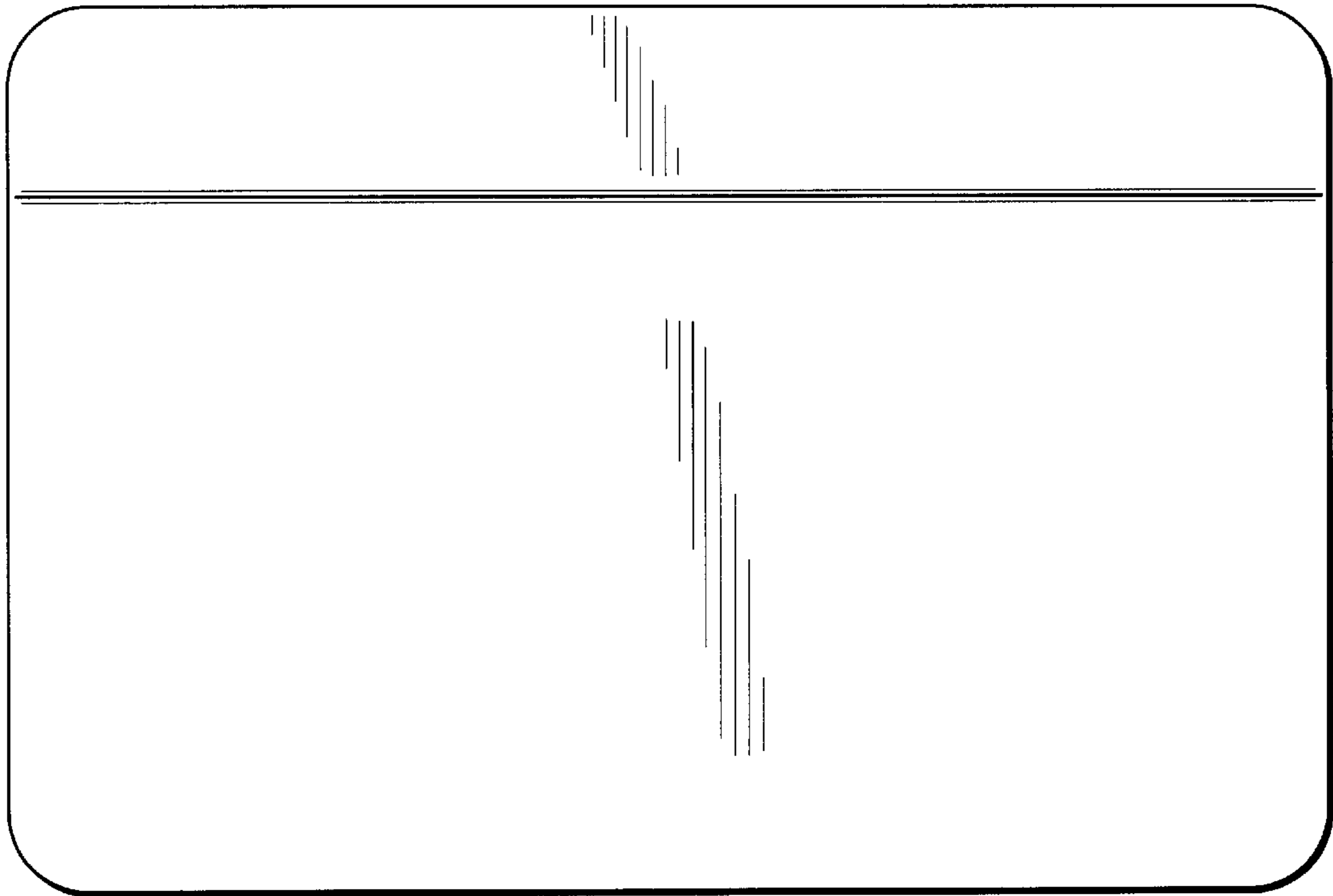


FIG. 3




FIG. 4



FIG. 5



FIG. 6

