



US00D477337S

(12) **United States Design Patent**  
**Jiang et al.**

(10) **Patent No.:** **US D477,337 S**

(45) **Date of Patent:** **\*\* Jul. 15, 2003**

(54) **HORIZONTAL CHEST FREEZER WITH DRAWER**

(56) **References Cited**

(76) Inventors: **Xiuchen Jiang**, No. 315 Qian Wangang Rd., Economic and Technique Development Zone, Qingdao Shandong Province, 266510 (CN); **Bin Zhang**, No. 315 Qian Wangang Rd., Economic and Technique Development Zone, Qingdao Shandong Province, 266510 (CN); **Qianshan Duan**, No. 315 Qian Wangang Rd., Economic and Technique Development Zone, Qingdao Shandong Province, 266510 (CN); **Yufeng Xu**, No. 315 Qian Wangang Rd., Economic and Technique Development Zone, Qingdao Shandong Province, 266510 (CN)

**U.S. PATENT DOCUMENTS**

- D449,317 S \* 10/2001 Chang et al. .... D15/86
- D451,935 S \* 12/2001 Yang et al. .... D15/85
- D451,936 S \* 12/2001 Ma et al. .... D15/85
- D467,596 S \* 12/2002 Kim et al. .... D15/81
- D468,755 S \* 1/2003 Muniz-Rivera et al. .... D15/81

\* cited by examiner

*Primary Examiner*—Mitchell Siegel  
(74) *Attorney, Agent, or Firm*—Piper Rudnick LLP

(\*\*) Term: **14 Years**

(57) **CLAIM**

(21) Appl. No.: **29/163,224**

The ornamental design for a horizontal chest freezer with drawer, as shown and described.

(22) Filed: **Jun. 28, 2002**

**DESCRIPTION**

(30) **Foreign Application Priority Data**

Feb. 21, 2002 (CN) ..... 2 3 10586

FIG. 1 is a side elevational view, taken from the right side, of a horizontal chest freezer with drawer in accordance with the invention.

(51) **LOC (7) Cl.** ..... **15-07**

(52) **U.S. Cl.** ..... **D15/85**

FIG. 2 is a front elevational view of the freezer of the invention.

(58) **Field of Search** ..... D15/79-91; 62/125-127, 62/246-254, 293, 440, 444, 445, 457.1-457.9, 382, 408, 3.6; 312/236, 116, 119, 138.1, 139.2, 234.1, 401-405

FIG. 3 is a side elevational view, taken from the left side, of the freezer of the invention.

FIG. 4 is a rear elevational view of the freezer of the invention; and,

FIG. 5 is a top plan view of the freezer of the invention.

**1 Claim, 2 Drawing Sheets**

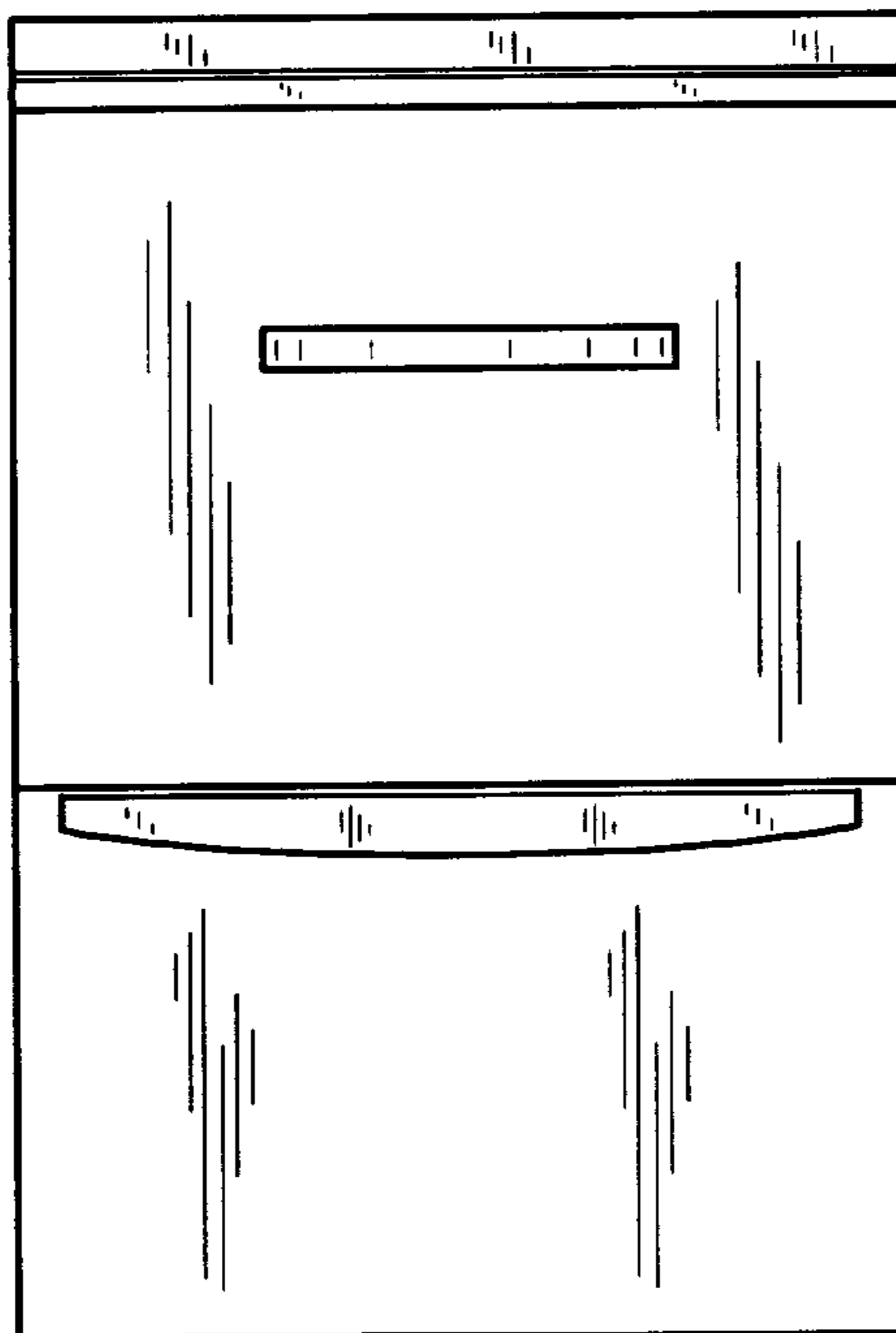


FIG. 2

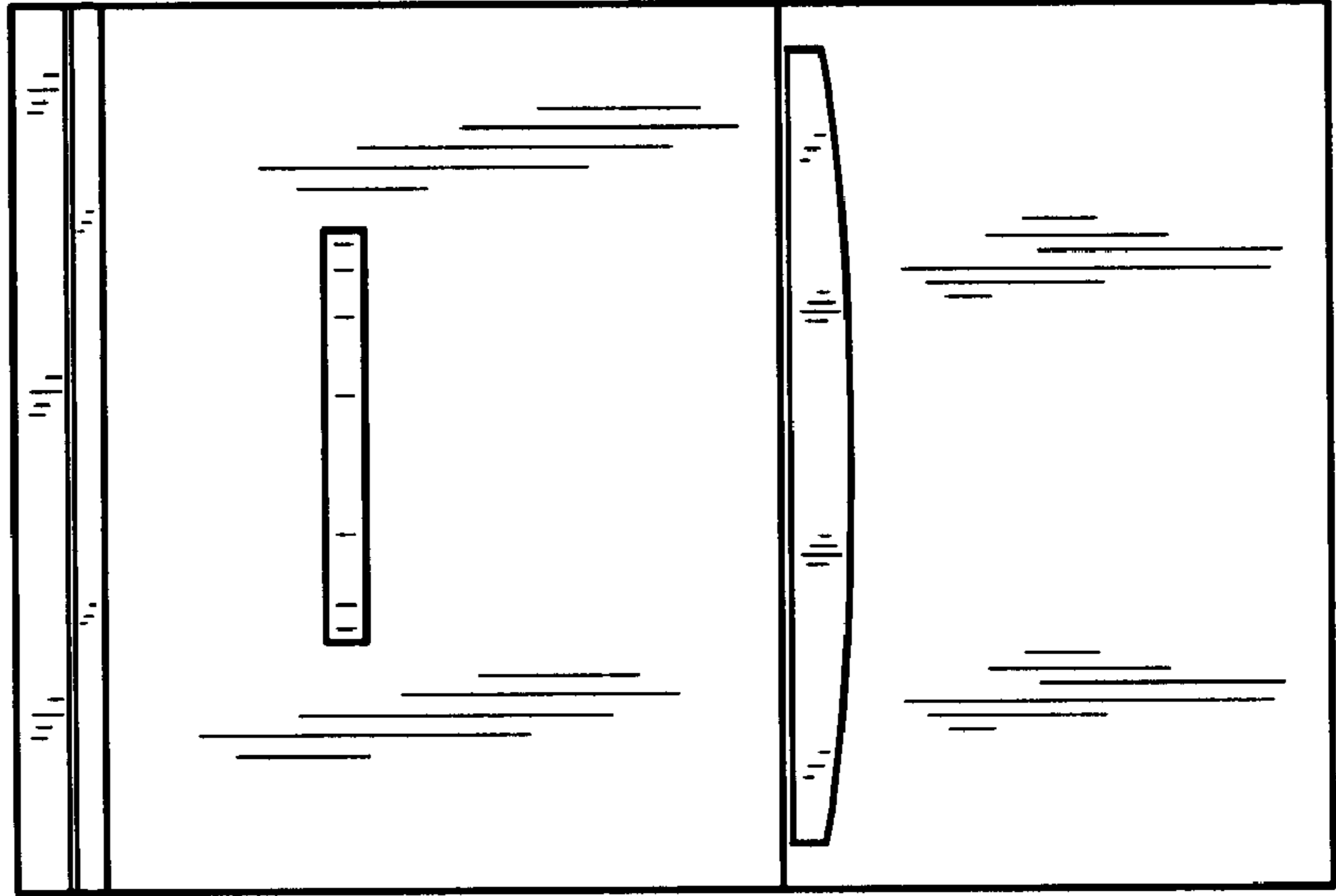


FIG. 1

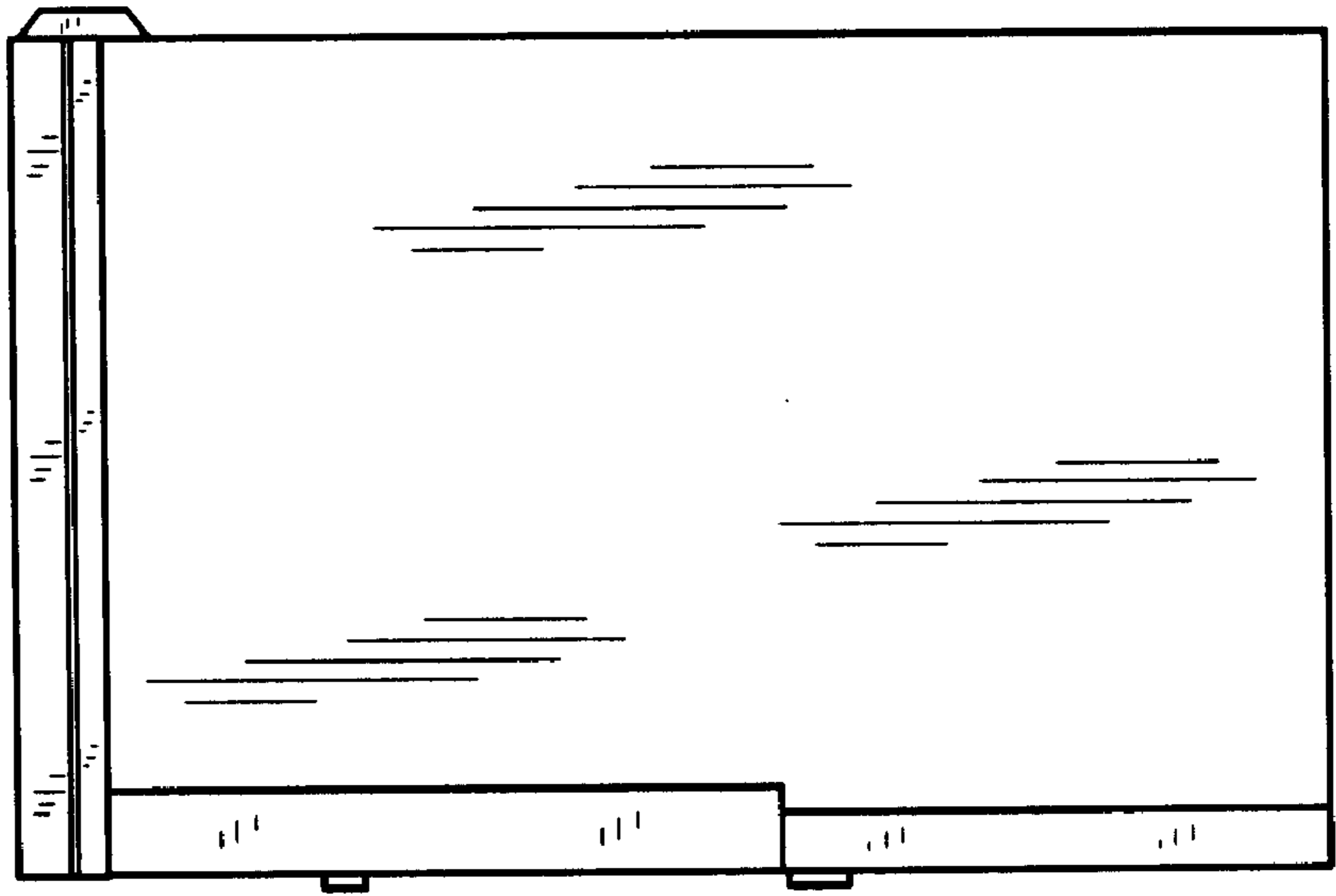


FIG. 3

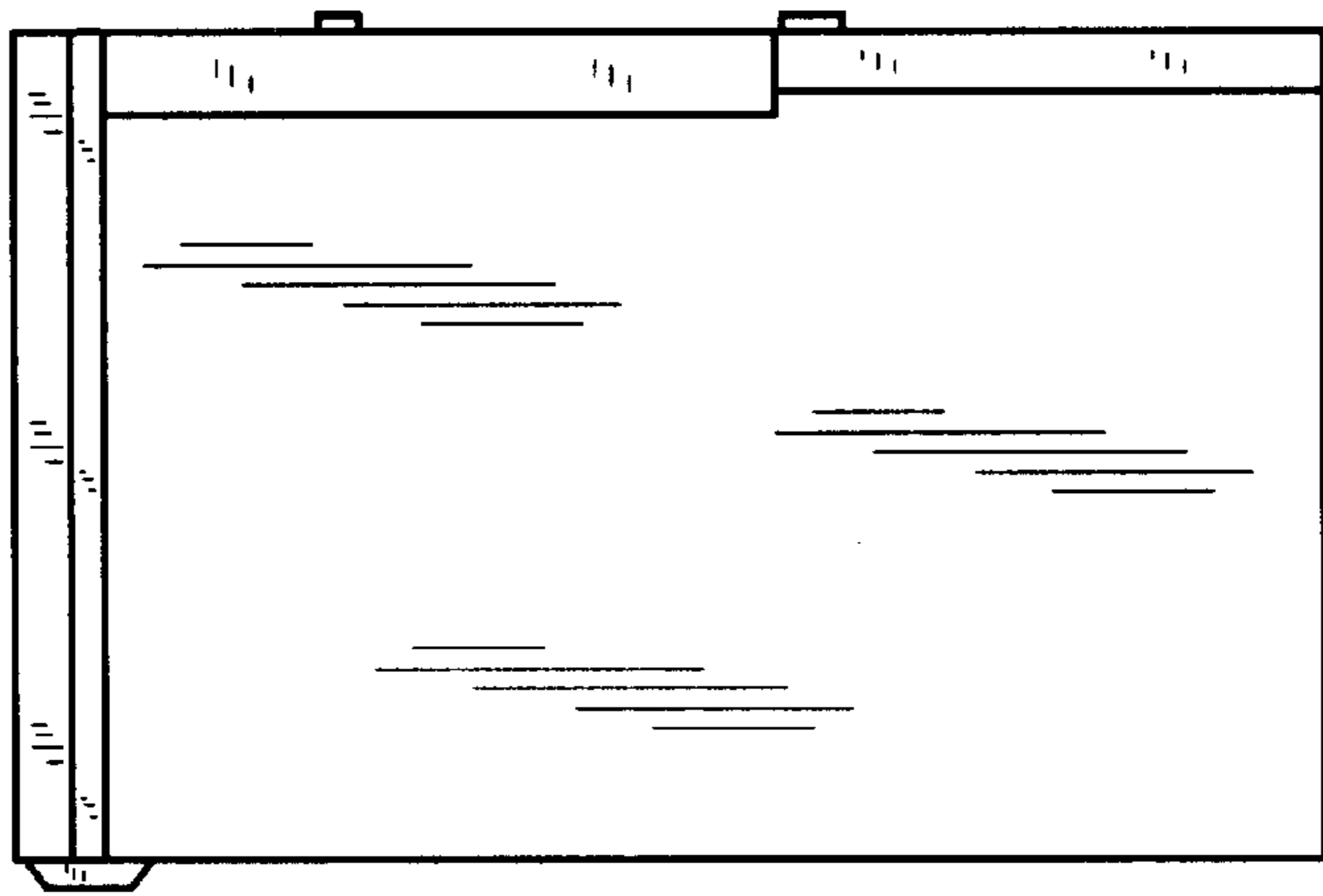


FIG. 4

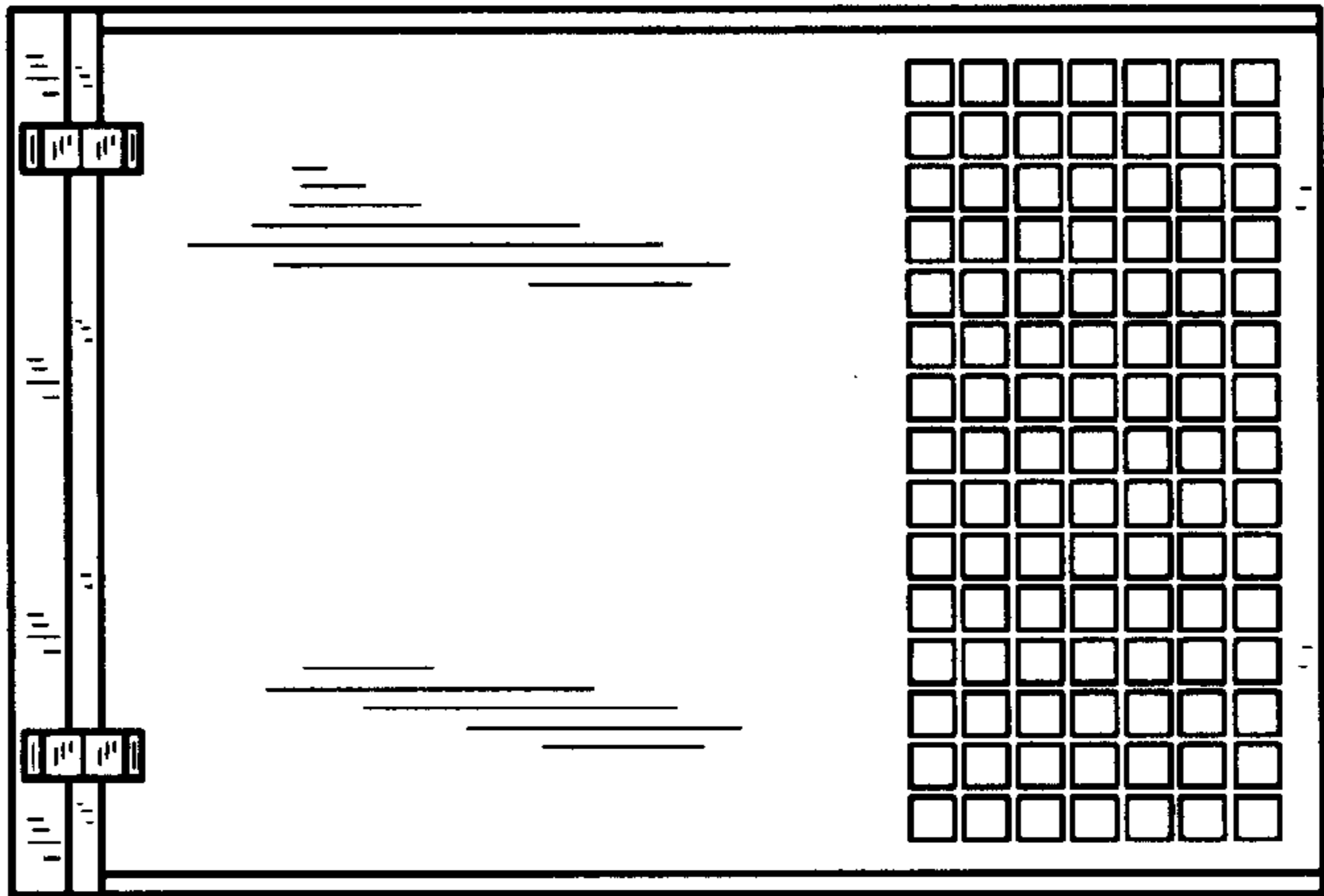


FIG. 5

