



US00D477324S

(12) **United States Design Patent**
Chien et al.

(10) **Patent No.:** **US D477,324 S**

(45) **Date of Patent:** **** Jul. 15, 2003**

(54) **COMPUTER FRONT BEZEL**

D454,134 S * 3/2002 Chien et al. D14/444

(75) Inventors: **Chieh-Nan Chien**, Tu-Chen (TW);
Fu-Ming Chen, Tu-Chen (TW); **Chieh Teng**, Tu-Chen (TW)

* cited by examiner

Primary Examiner—Freda Nunn
(74) *Attorney, Agent, or Firm*—Wei Te Chung

(73) Assignee: **Hon Hai Precision Ind. Co., Ltd.**,
Taipei Hsien (TW)

(57) **CLAIM**

(**) Term: **14 Years**

The ornamental design for a computer front bezel, as shown and described.

(21) Appl. No.: **29/162,059**

DESCRIPTION

(22) Filed: **Jun. 7, 2002**

(30) **Foreign Application Priority Data**

Apr. 18, 2002 (TW) 91301764

(51) **LOC (7) Cl.** **14-02**

(52) **U.S. Cl.** **D14/444**

(58) **Field of Search** D14/441-446,
D14/450; D13/162, 184, 199; 312/223.2;
361/690-696, 680-686, 724


FIG. 1 is a perspective view of a computer front bezel of our new design;
FIG. 2 is a front elevational view thereof;
FIG. 3 is a rear elevational view thereof;
FIG. 4 is a left side elevational view thereof;
FIG. 5 is a right side elevational view thereof;
FIG. 6 is a top plan view thereof;
FIG. 7 is a bottom plan view thereof; and,
FIG. 8 is a perspective view thereof being mounted to a computer case which is shown in broken lines for illustrative purposes only and forms no part of the claimed design.

(56) **References Cited**

U.S. PATENT DOCUMENTS

D440,978 S * 4/2001 Jean et al. D14/444

1 Claim, 6 Drawing Sheets






FIG. 1

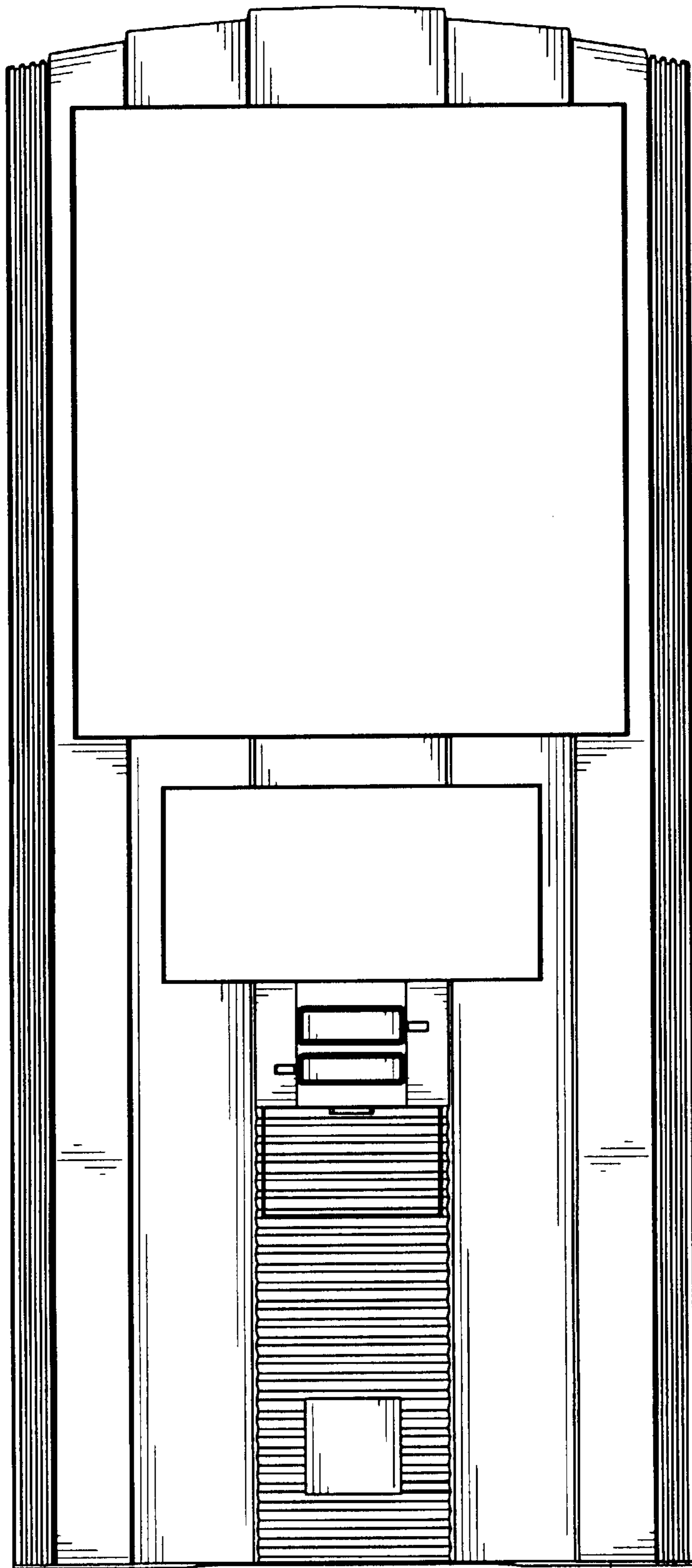


FIG. 2

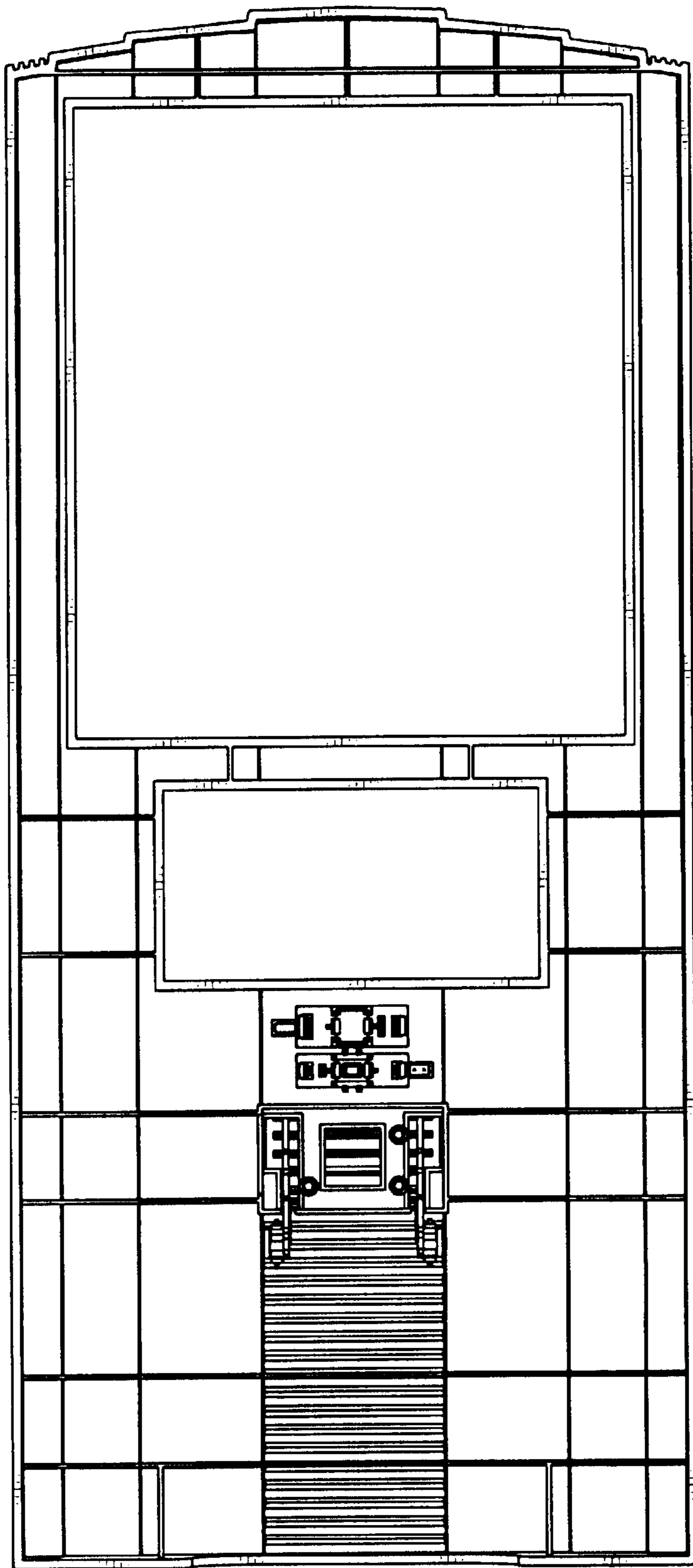


FIG. 3

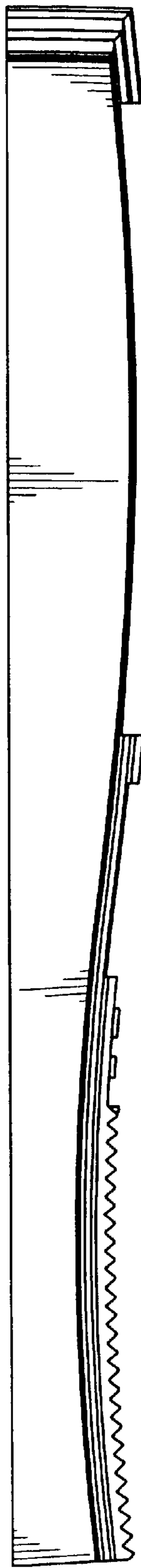


FIG. 4




FIG. 5

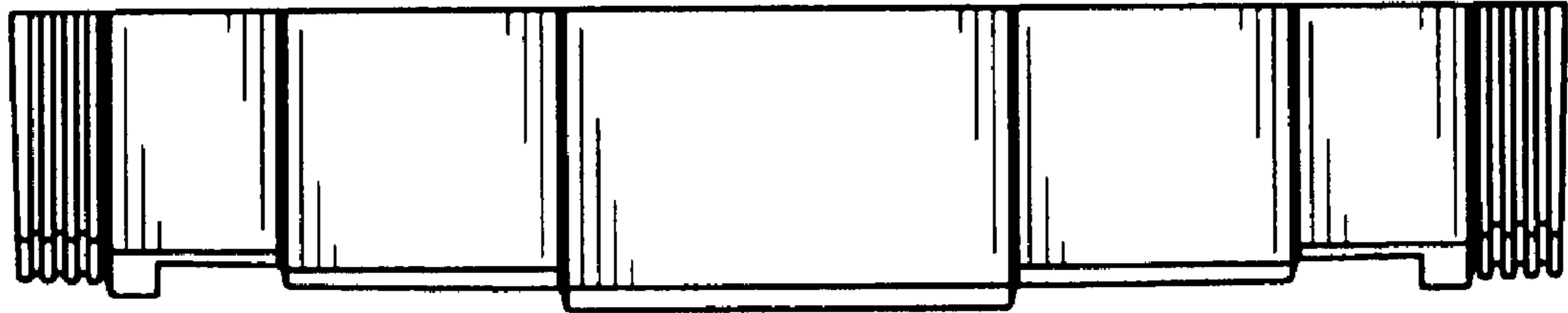


FIG. 6




FIG. 7

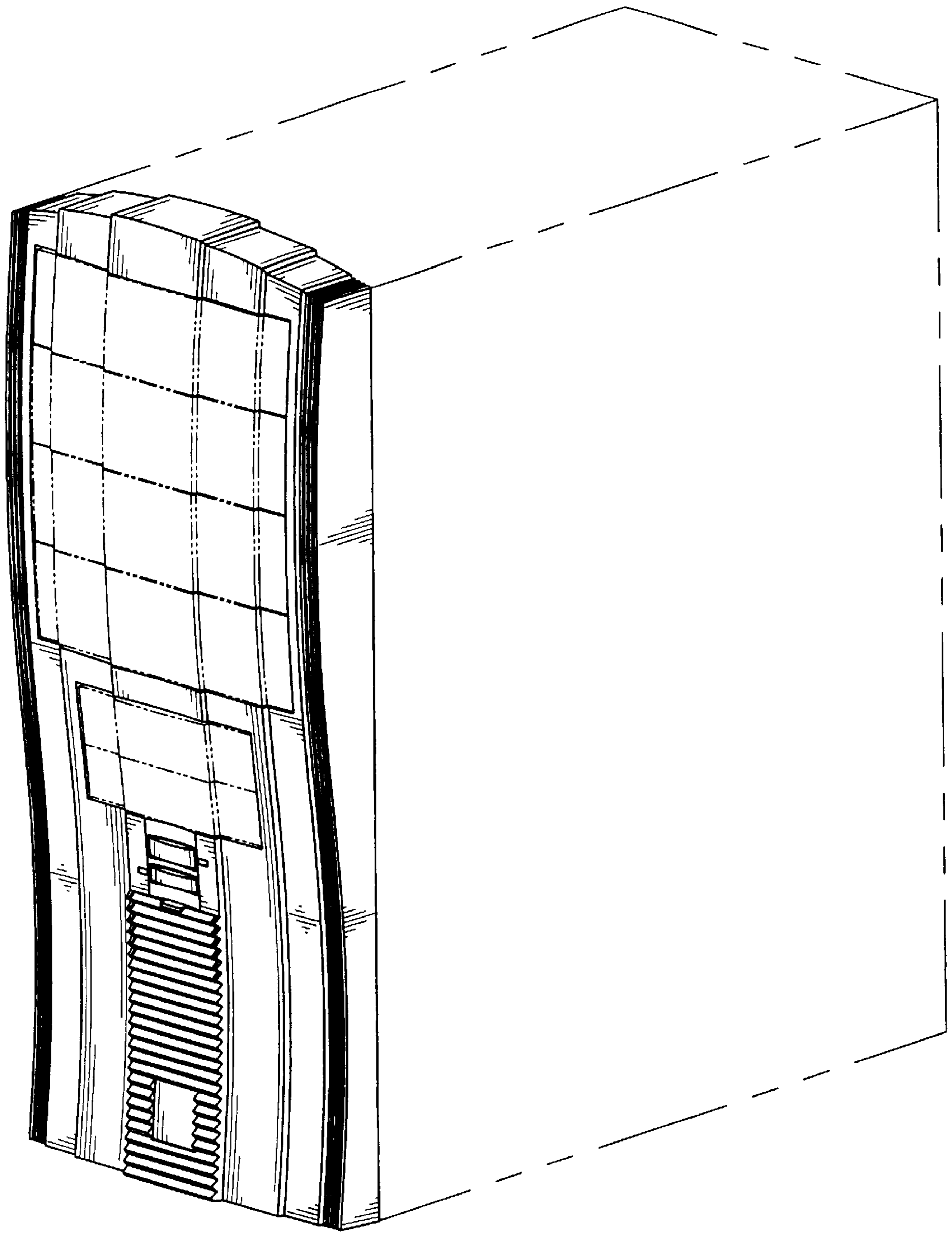


FIG. 8