



US00D477298S

(12) **United States Design Patent**  
**Hori et al.**

(10) **Patent No.:** **US D477,298 S**

(45) **Date of Patent:** **\*\* Jul. 15, 2003**

(54) **DIGITAL AUDIO DISC PLAYER FOR AN  
AUTOMOBILE**

**FOREIGN PATENT DOCUMENTS**

JP 1068940 5/2000

\* cited by examiner

*Primary Examiner*—Nanda Bondade

(74) *Attorney, Agent, or Firm*—Brinks Hofer Gilson & Lione

(75) Inventors: **Tomoo Hori**, Kanagawa (JP);  
**Toshiyuki Itabashi**, Kanagawa (JP)

(73) Assignee: **Matsushita Electric Industrial Co.,  
Ltd.**, Kadoma (JP)

(\*\*) Term: **14 Years**

(57) **CLAIM**

(21) Appl. No.: **29/160,527**

The ornamental design for a digital audio disc player for an automobile, as shown and described.

(22) Filed: **May 10, 2002**

**DESCRIPTION**

(30) **Foreign Application Priority Data**

Nov. 14, 2001 (JP) ..... 2001-033336

FIG. 1 is a perspective view of a digital audio disc player for an automobile showing our new design in an operating condition;

(51) **LOC (7) Cl.** ..... **14-01**

FIG. 2 is a front view of the embodiment shown in FIG. 1;

(52) **U.S. Cl.** ..... **D14/157**

FIG. 3 is a rear view of the embodiment shown in FIGS. 1-2;

(58) **Field of Search** ..... D14/135-136,  
D14/156-157, 160-164, 167-168, 188,  
193-198, 257-258; 369/6-7, 75.1, 75.2,  
77.1, 77.2; 455/344, 347, 350-351

FIG. 4 is a right side view of the embodiment shown in FIGS. 1-3;

FIG. 5 is a left side view of the embodiment shown in FIGS. 1-4;

(56) **References Cited**

**U.S. PATENT DOCUMENTS**

- 4,713,801 A \* 12/1987 Hale ..... 369/7
- D315,567 S \* 3/1991 McCauley et al. .... D14/258
- 5,363,122 A \* 11/1994 Suenaga et al. .... 455/346
- D390,850 S 2/1998 Larson et al.
- D400,529 S \* 11/1998 Kakizaki ..... D14/157
- 5,862,468 A \* 1/1999 Kim ..... 455/321
- D432,123 S 10/2000 Nagai
- D450,678 S \* 11/2001 Mizokawa et al. .... D14/157
- D460,067 S 7/2002 Gasiorek et al.

FIG. 6 is a top view of the embodiment shown in FIGS. 1-5;

FIG. 7 is a bottom view of the embodiment shown in FIGS. 1-6;

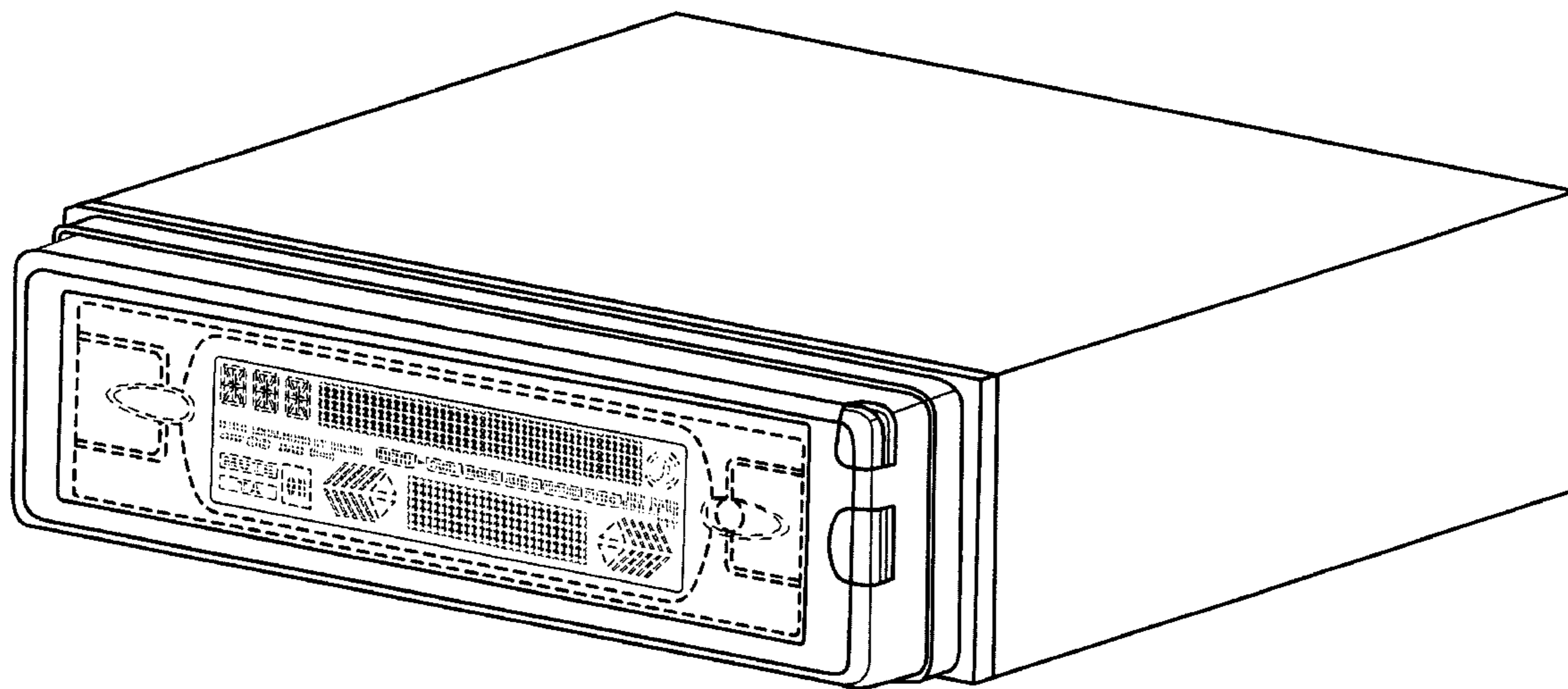
FIG. 8 is another front view showing our new design, with the digital audio disc player in a non-operating condition; and,

FIG. 9 is another perspective view showing our new design, with a face lid in an open position.

FIG. 2 is on an enlarged scale.

The broken line showing on FIGS. 1-2 is for illustrative purposes only and forms no part of the claimed design.

**1 Claim, 7 Drawing Sheets**



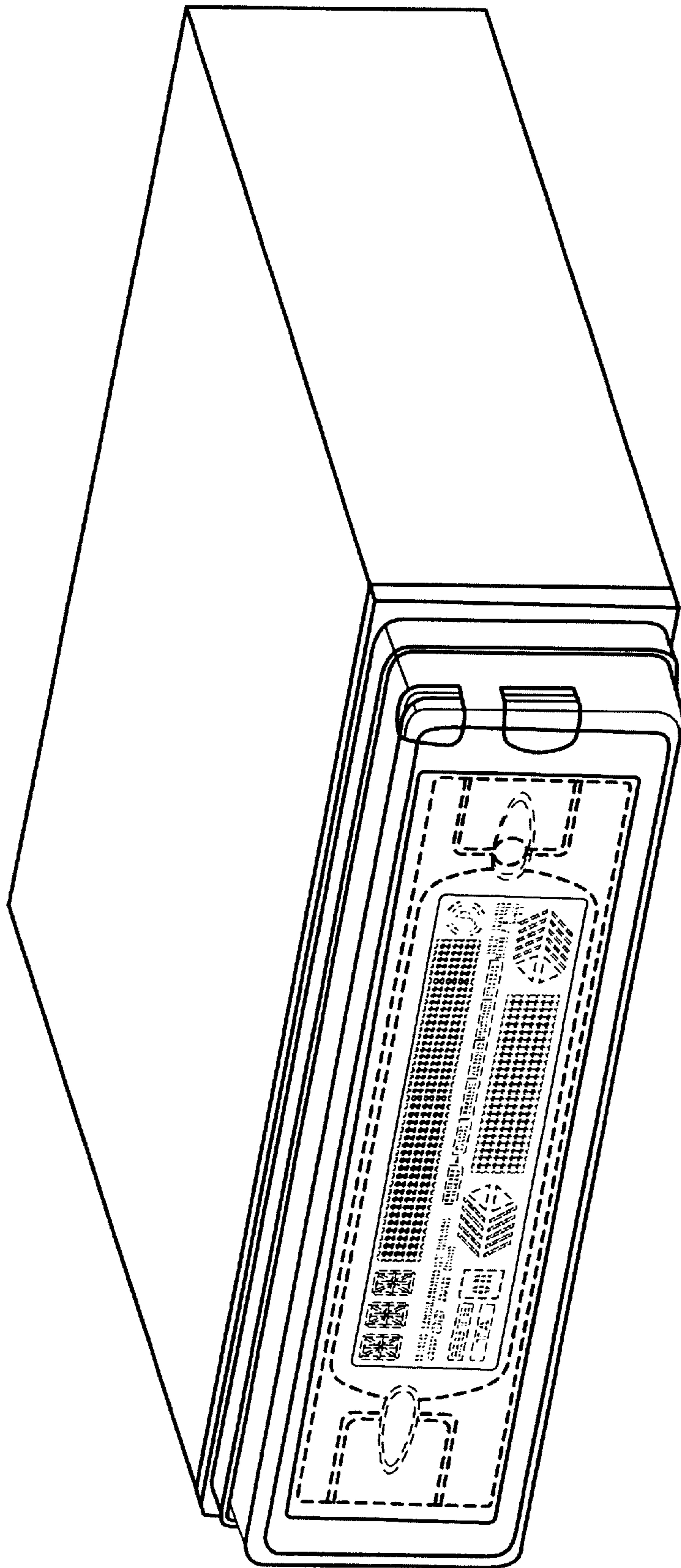


FIG. 1

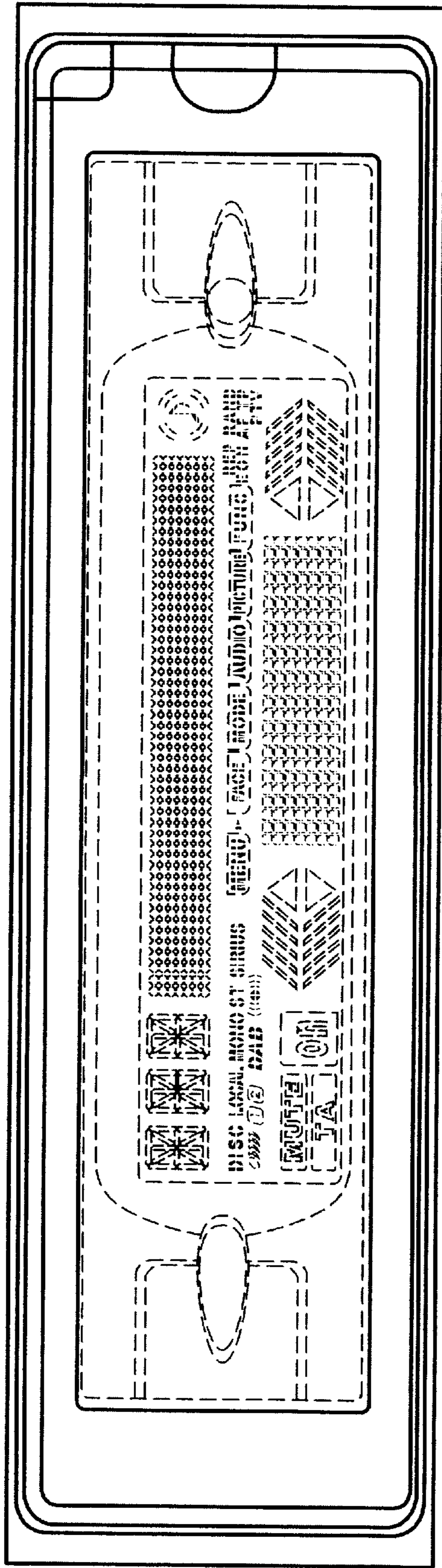


FIG. 2

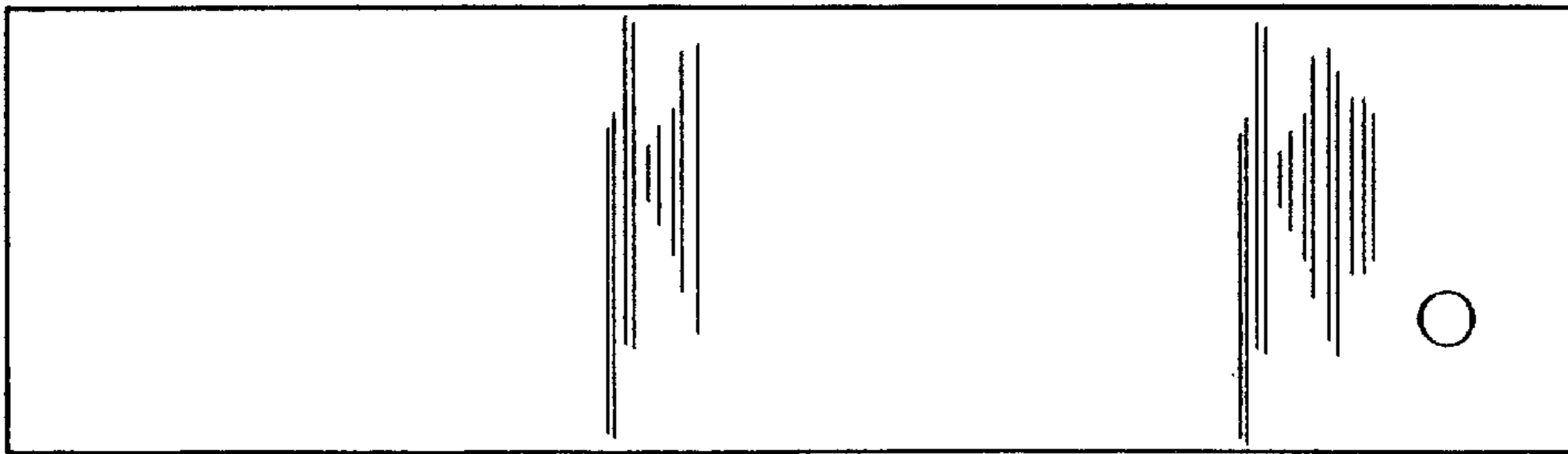


FIG. 3

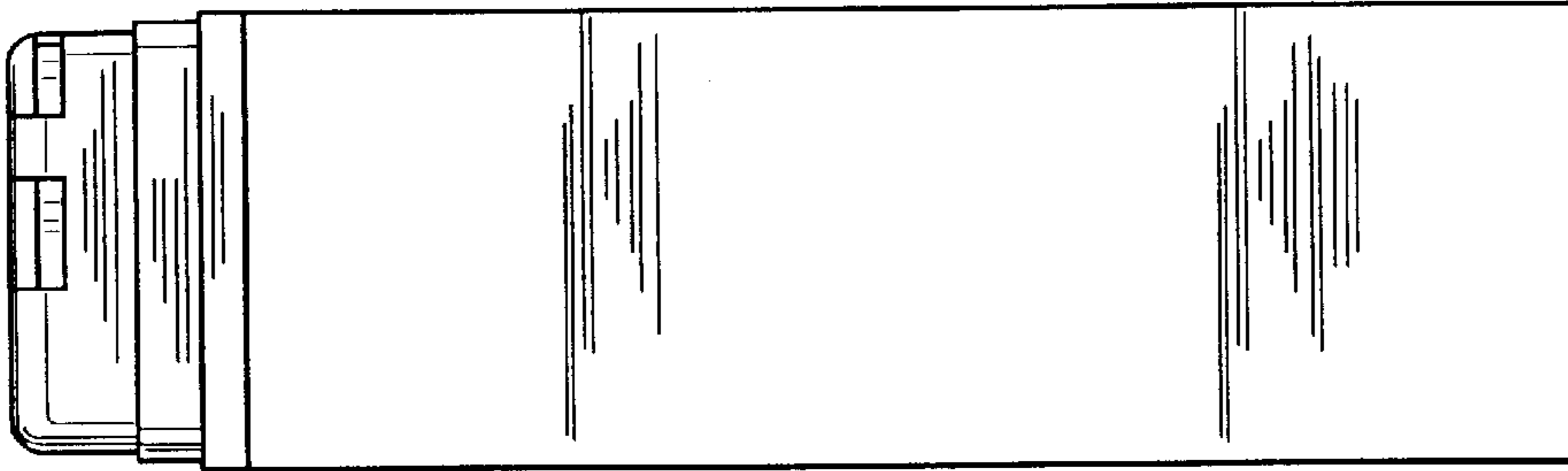


FIG. 4

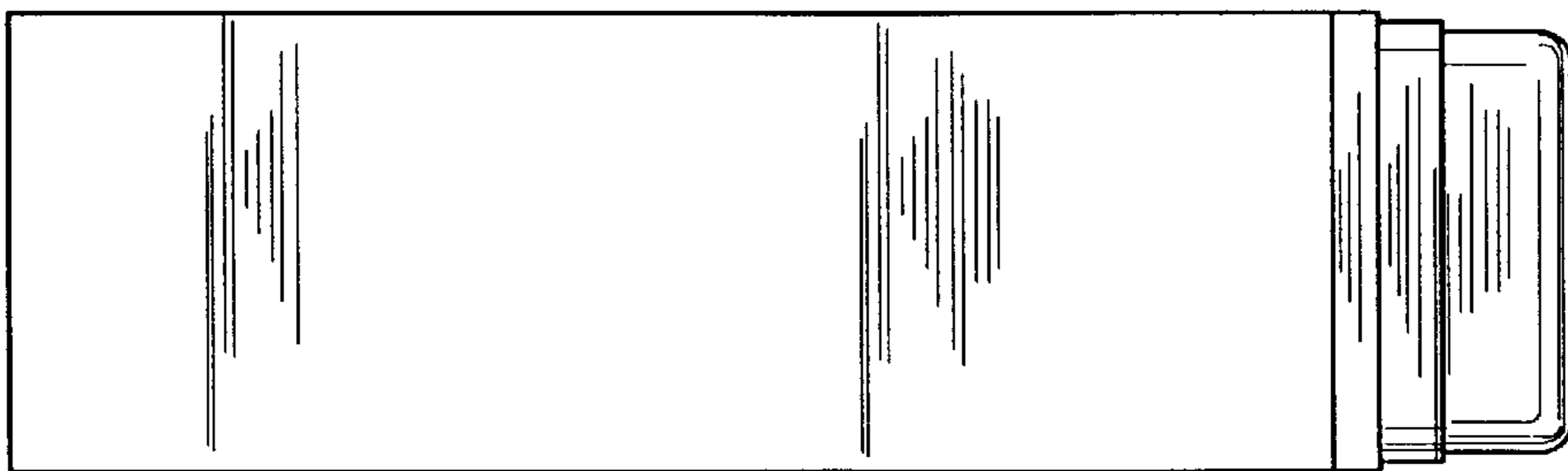


FIG. 5




FIG. 6

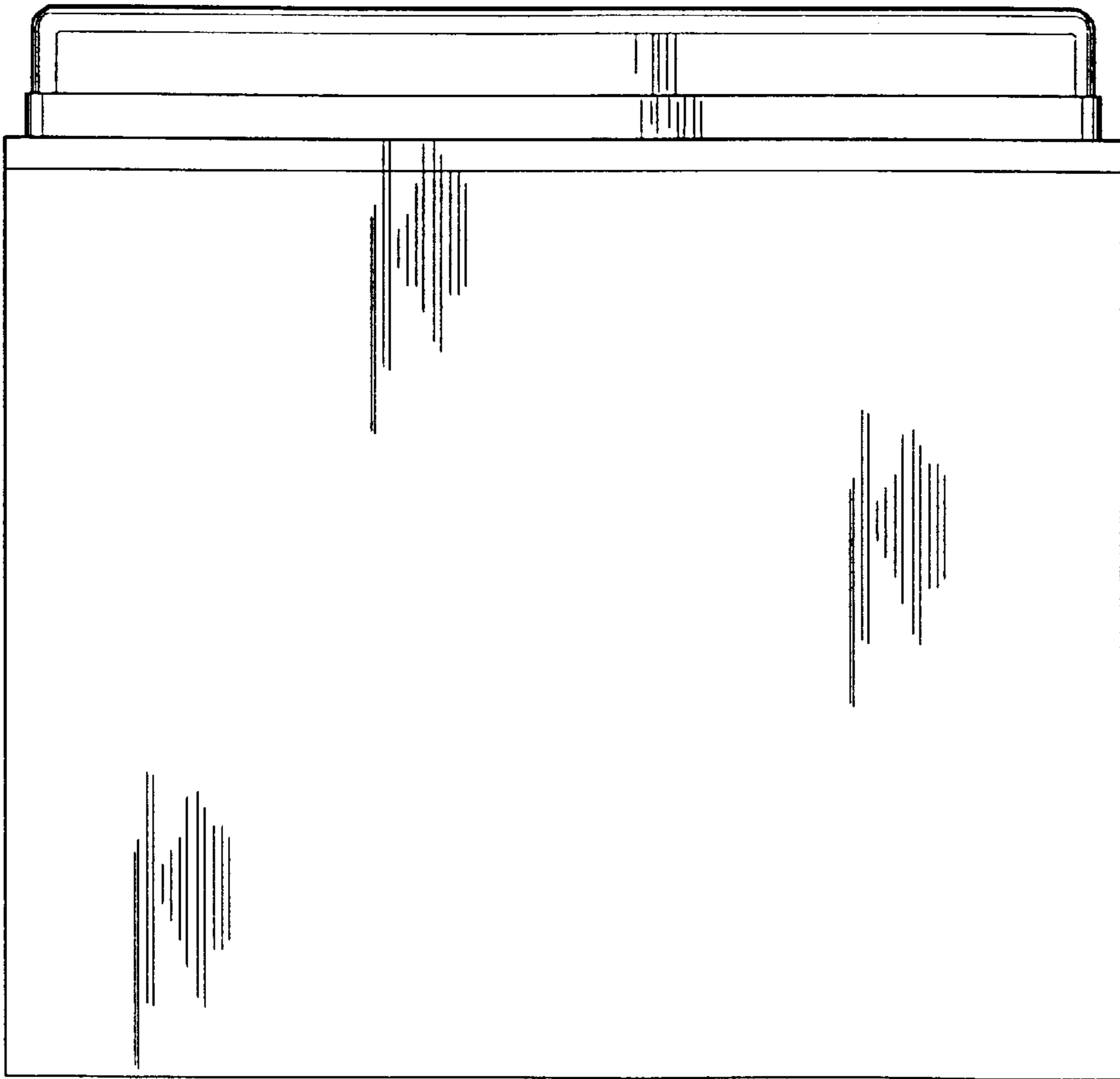


FIG. 7

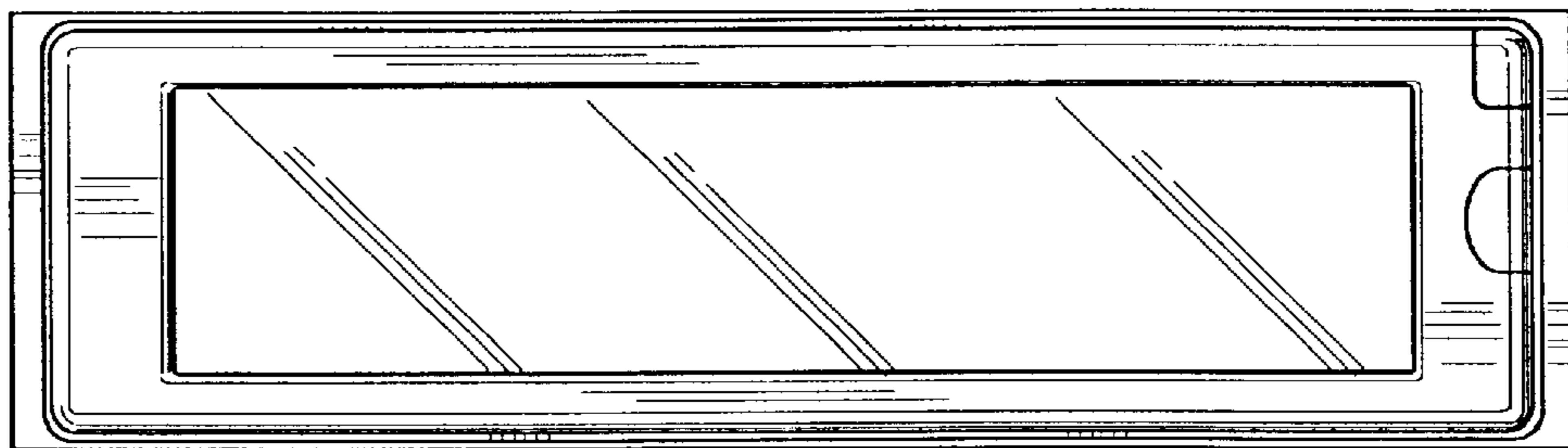


FIG. 8

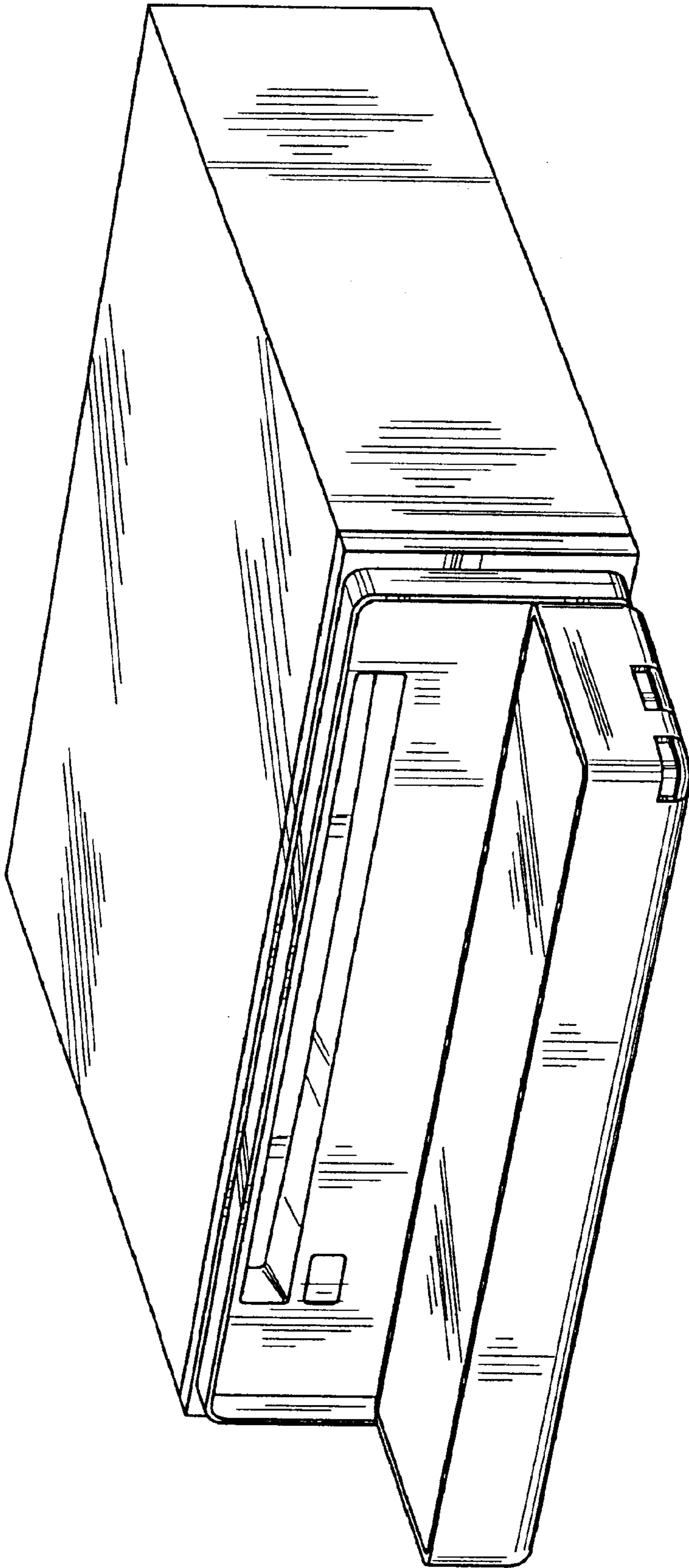


FIG. 9