



US00D477295S

(12) **United States Design Patent**
Chung

(10) **Patent No.:** **US D477,295 S**

(45) **Date of Patent:** **** Jul. 15, 2003**

(54) **CELLULAR PHONE**

(75) **Inventor:** **Woo Suk Chung, Seoul (KR)**

(73) **Assignee:** **LG Electronics Inc., Seoul (KR)**

(**) **Term:** **14 Years**

(21) **Appl. No.:** **29/164,316**

(22) **Filed:** **Jul. 12, 2002**

(30) **Foreign Application Priority Data**

Jan. 14, 2002 (KR) 2002-0001115

(51) **LOC (7) Cl.** **14-03**

(52) **U.S. Cl.** **D14/138**

(58) **Field of Search** D14/137, 138,
D14/218, 147-148, 247-248, 144, 341-347;
379/433.01-433.13, 419, 434, 428.01-428.04,
420.01-420.04, 440; 455/550-575, 90;
D21/517

(56) **References Cited**

U.S. PATENT DOCUMENTS

D428,403 S	*	7/2000	Hyun	D14/138
D429,228 S	*	8/2000	Nagele et al.	D14/138
D440,955 S	*	4/2001	Tanaka et al.	D14/138
D445,411 S	*	7/2001	Kim et al.	D14/138
D455,410 S	*	7/2001	Yoo et al.	D14/138
D446,508 S	*	8/2001	Yoo et al.	D14/138
D447,741 S	*	9/2001	Lee et al.	D14/138
D448,745 S	*	10/2001	Kim	D14/138
D449,284 S	*	10/2001	Kim et al.	D14/138
D455,135 S	*	4/2002	Hyun	D14/138
D455,414 S	*	4/2002	Lee et al.	D14/138
D456,792 S	*	5/2002	Lee et al.	D14/138
D458,594 S	*	6/2002	Jang	D14/138

D459,330 S	*	6/2002	Suzuki et al.	D14/138
D465,466 S	*	11/2002	Hyun	D14/138
D468,282 S	*	1/2003	Chen	D14/138
D468,283 S	*	1/2003	Hong et al.	D14/138
D468,713 S	*	1/2003	Lee et al.	D14/138
D469,070 S	*	1/2003	Lee	D14/138
2001/0011030 A1	*	8/2001	Kuroda	455/566
2002/0006809 A1	*	1/2002	Kubo et al.	455/550
2002/0013159 A1	*	1/2002	Takahashi et al.	455/550
2002/0098810 A1	*	7/2002	Murakami	455/90
2002/0146989 A1	*	10/2002	Moriki	455/90

OTHER PUBLICATIONS

Home page "Digital Mova" NTTDoCoMo, Sep. 26, 2000, 209iS, 209i, and 502i telephones.*

* cited by examiner

Primary Examiner—Jeffrey Asch

(74) *Attorney, Agent, or Firm*—Birch, Stewart, Kolasch & Birch, LLP

(57) **CLAIM**

The ornamental design for a cellular phone, as shown and described.

DESCRIPTION

FIG. 1 is a perspective view of the cellular phone showing my new design;
FIG. 2 is a front view thereof;
FIG. 3 is a rear view thereof;
FIG. 4 is a left side view thereof;
FIG. 5 is a right side view thereof;
FIG. 6 is a top view thereof;
FIG. 7 is a bottom view thereof; and,
FIG. 8 is a front view thereof in an opened position.

1 Claim, 4 Drawing Sheets

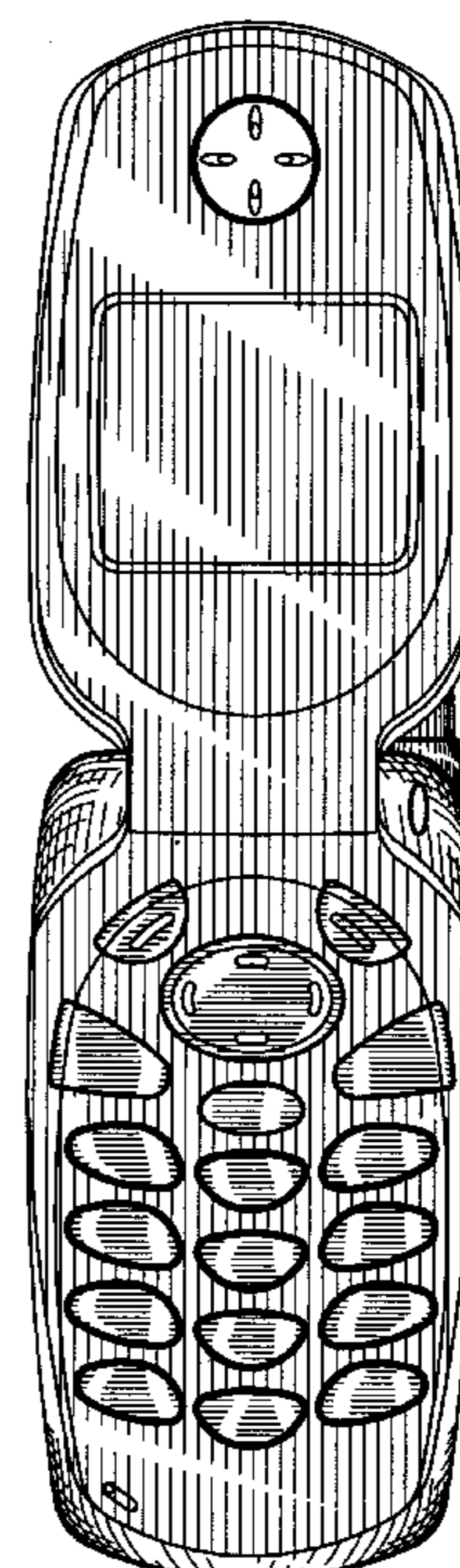
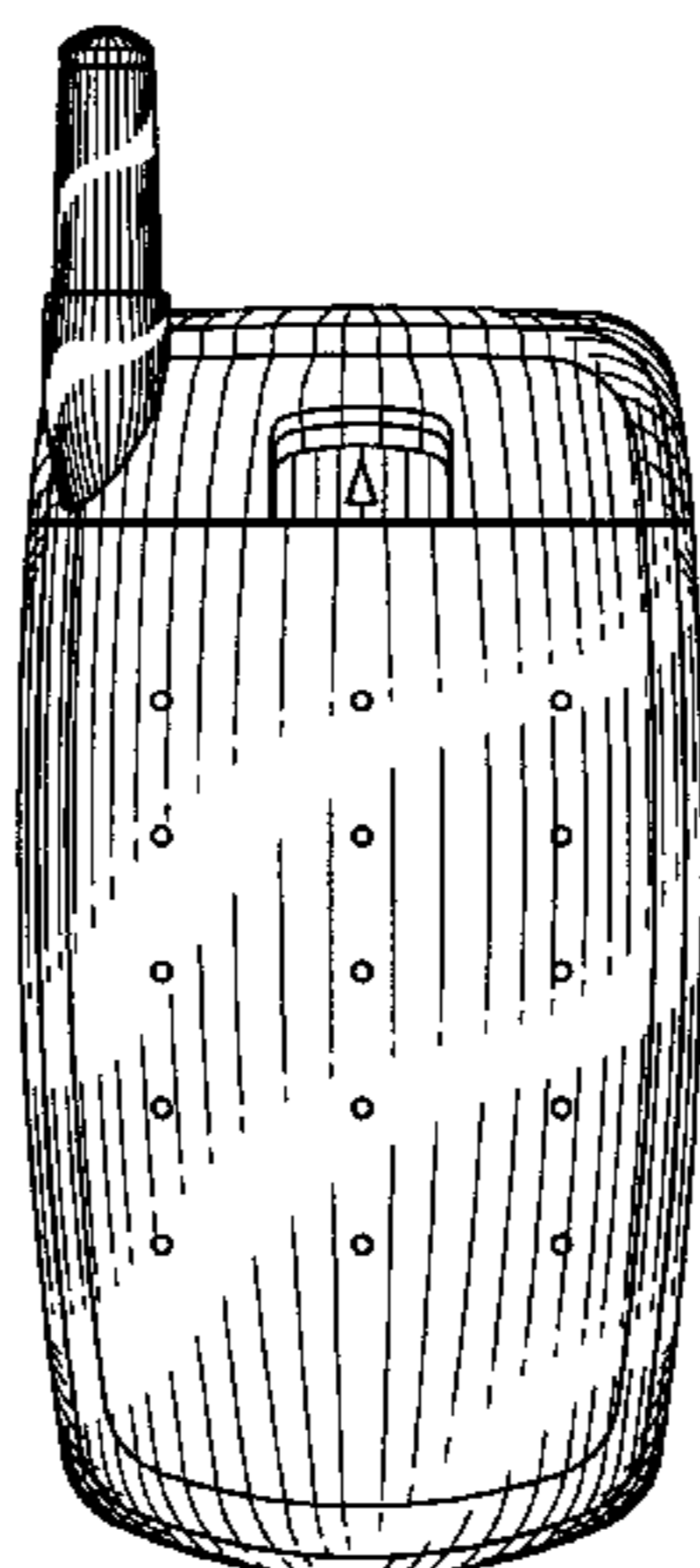
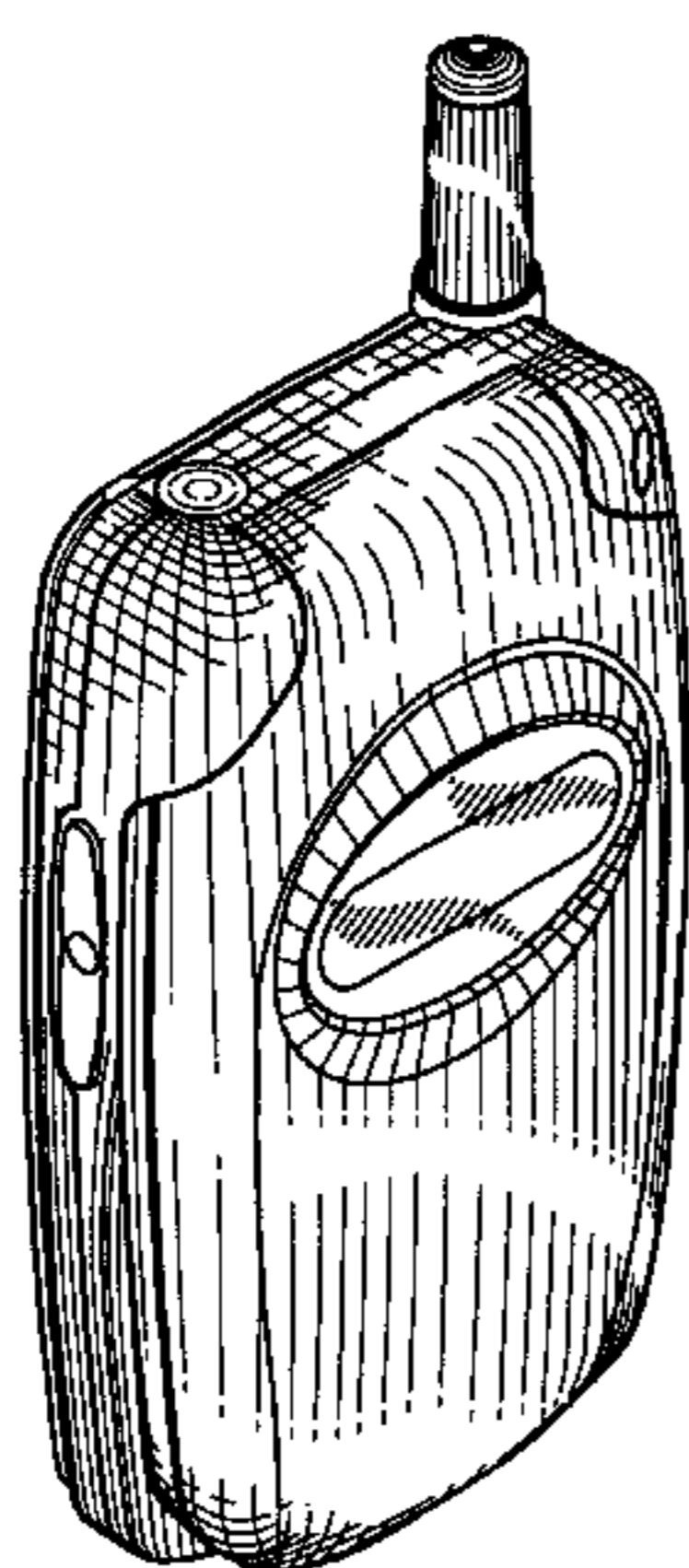


FIG. 1

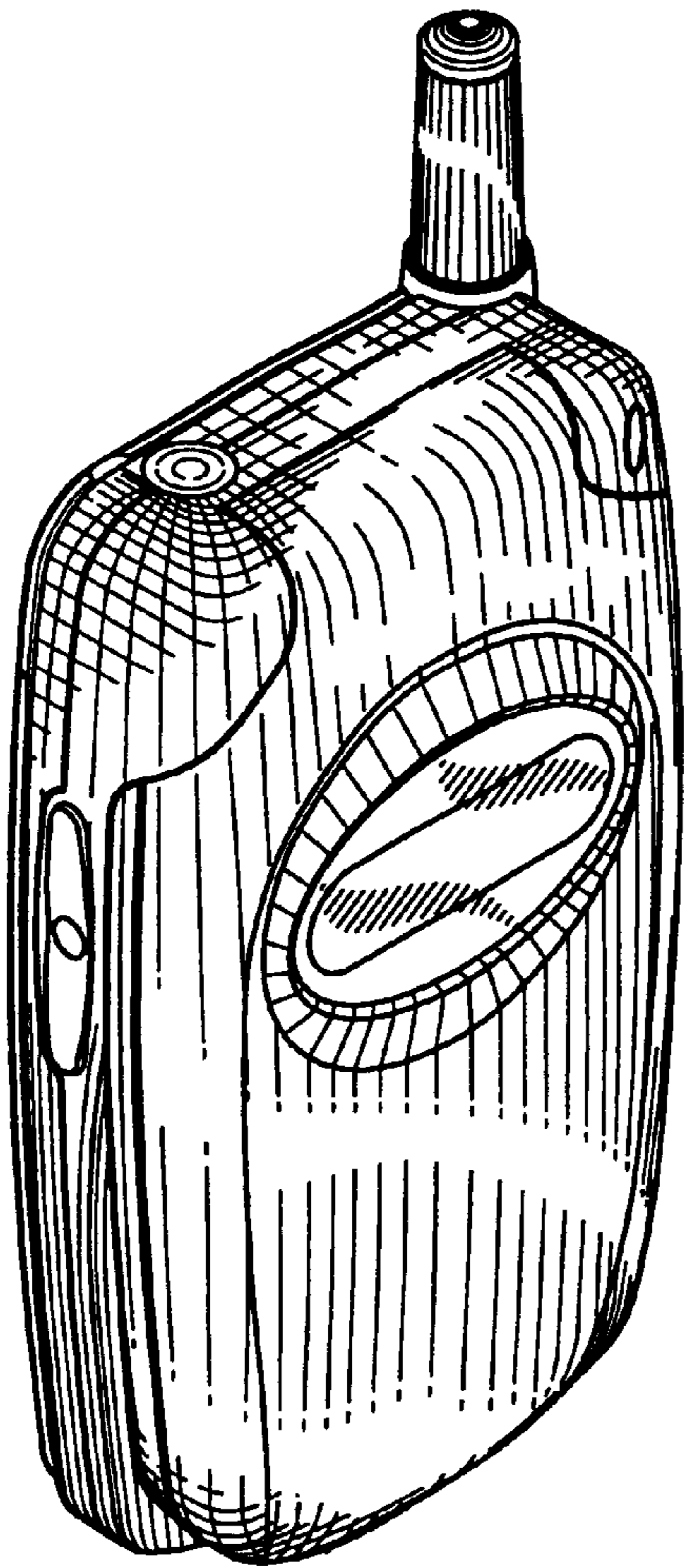


FIG. 2

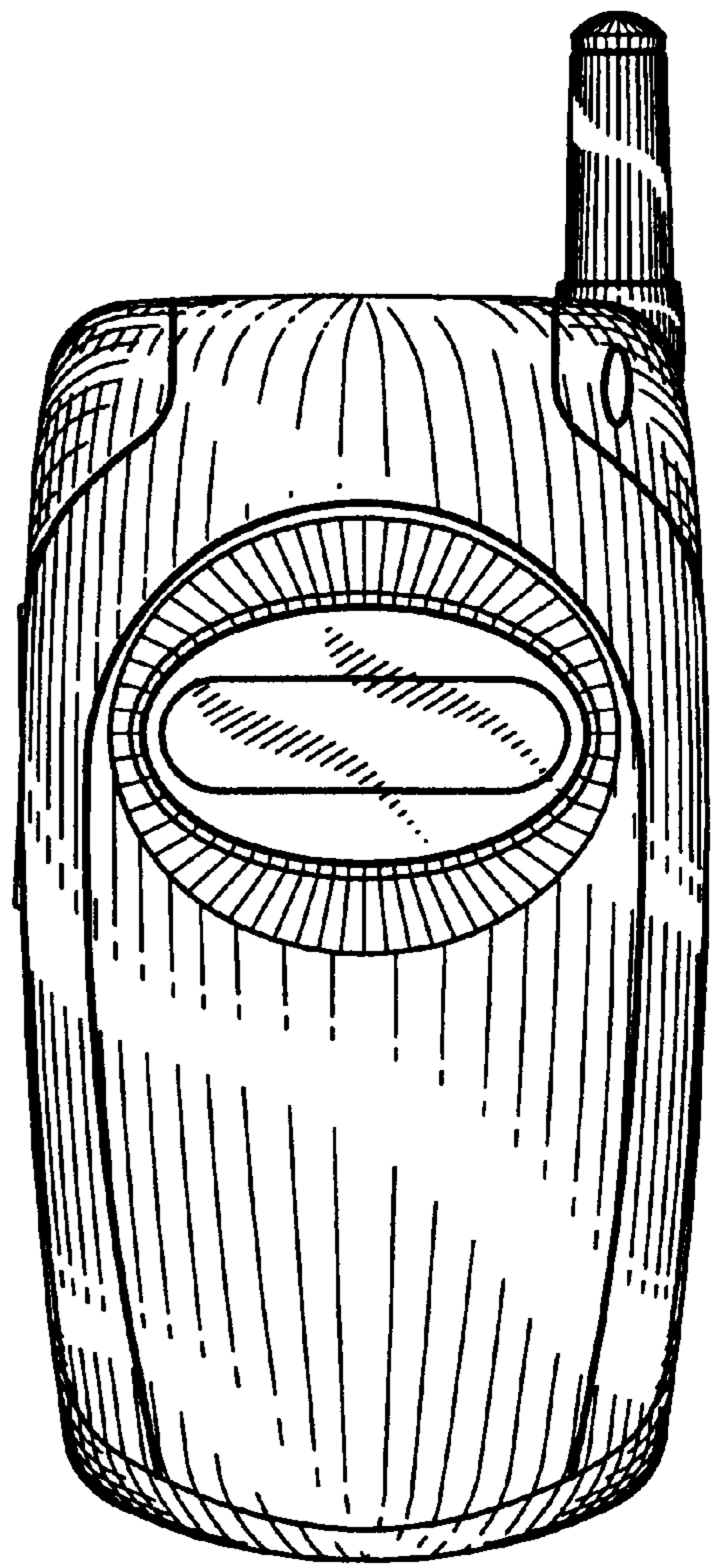


FIG. 3

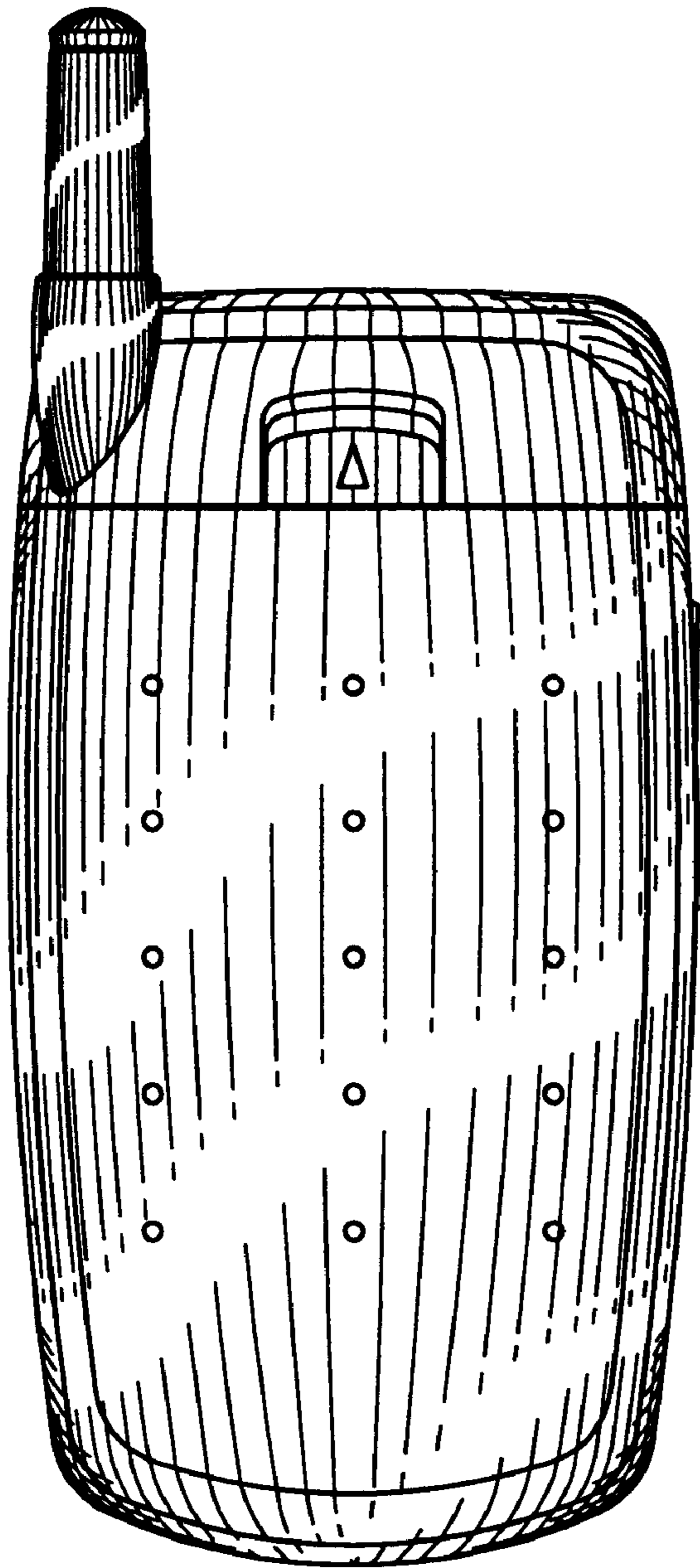


FIG. 4

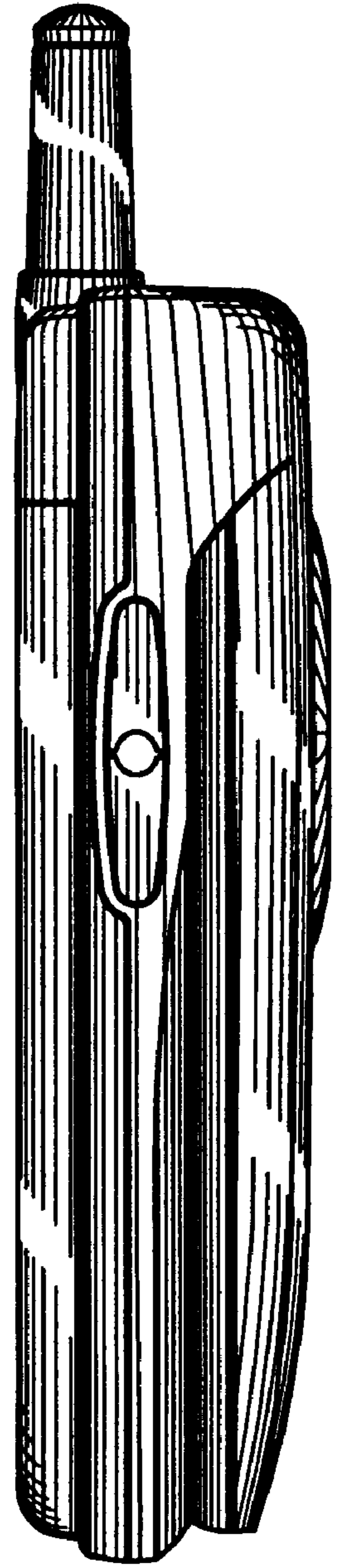


FIG. 5



FIG. 6




FIG. 7



FIG. 8

