



US00D477278S

(12) **United States Design Patent**
Gershfeld

(10) **Patent No.:** **US D477,278 S**

(45) **Date of Patent:** **** Jul. 15, 2003**

(54) **INTERCONNECT ENCLOSURE FOR
COMPUTER AND AUDIO VISUAL
EQUIPMENT MOUNTABLE ON AN EDGE
OF A TABLE**

D408,011 S	*	4/1999	Joss	D13/137.2
D413,571 S	*	9/1999	Glass	D13/139.4
D437,827 S	*	2/2001	Gershfeld	D13/139.4
D442,143 S	*	5/2001	Gershfeld	D13/139.4
D446,188 S	*	8/2001	Gershfeld	D13/139.4
D457,137 S	*	5/2002	Gershfeld	D13/139.4

(76) **Inventor:** **Jack Gershfeld**, 615 Del Rio Way,
Fullerton, CA (US) 92835

* cited by examiner

(**) **Term:** **14 Years**

Primary Examiner—Robert M. Spear
(74) *Attorney, Agent, or Firm*—Vladimir Khiterer

(21) **Appl. No.:** **29/166,581**

(22) **Filed:** **Sep. 3, 2002**

(57) **CLAIM**

The ornamental design for an interconnect enclosure for computer and audio visual equipment mountable on an edge of a table, as shown and described.

Related U.S. Application Data

DESCRIPTION

(62) Division of application No. 29/155,596, filed on Feb. 14, 2002, now Pat. No. Des. 469,404.

(51) **LOC (7) Cl.** **13-03**

(52) **U.S. Cl.** **D13/139.4**

(58) **Field of Search** D13/137.1-137.4,
D13/139.1-139.8, 154-5, 173, 184; D14/447;
174/48-9, 53, 66-7; 312/23, 140.4, 196;
361/42, 641, 658; 439/131, 135-7, 140-2,
521, 528, 535-6; 638/650-2, 692-5, 736

FIG. 1 is a perspective view of an interconnect enclosure for computer and audio visual equipment mountable on an edge of a table. The broken lines are to illustrate environment only and form no part of the claimed design.

FIG. 2 is a left elevational view thereof. The broken lines are to illustrate environment only and form no part of the claimed design.

FIG. 3 is a front elevational view thereof. The broken lines are to illustrate environment only and form no part of the claimed design; and,

FIG. 4 is a right elevational view thereof. The broken lines are to illustrate environment only and form no part of the claimed design.

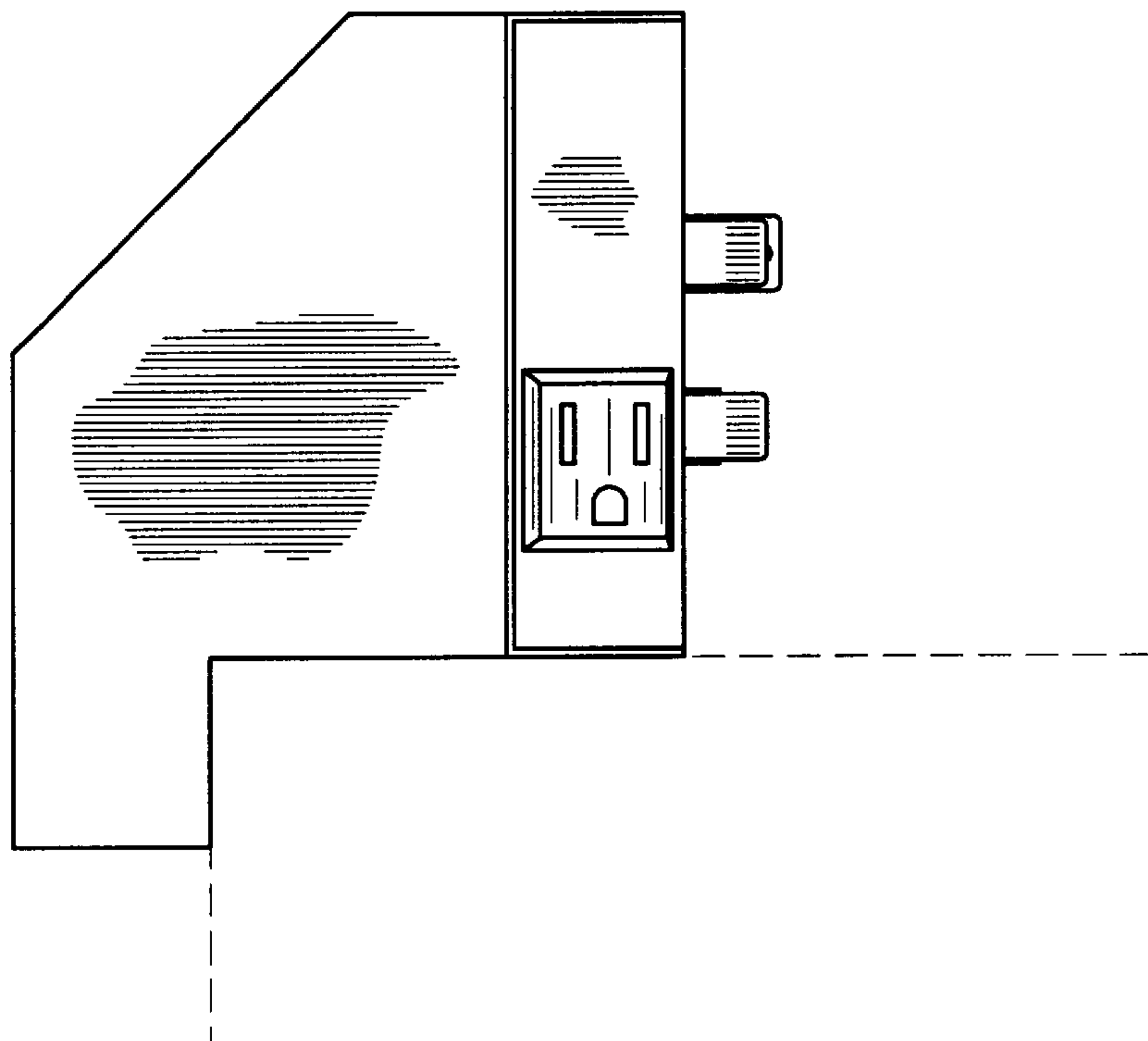
The appearance of the back and the bottom forms no part of the claimed design.

(56) **References Cited**

U.S. PATENT DOCUMENTS

2,734,952 A	*	2/1956	Austin	312/140.4
D194,870 S	*	3/1963	Hill	D13/139.1
5,197,941 A	*	3/1993	Whitaker	600/27
D353,363 S	*	12/1994	Toby	D13/139.4
5,481,987 A	*	1/1996	Maitland	312/196
D405,763 S	*	2/1999	Crane et al.	D13/139.4

1 Claim, 4 Drawing Sheets



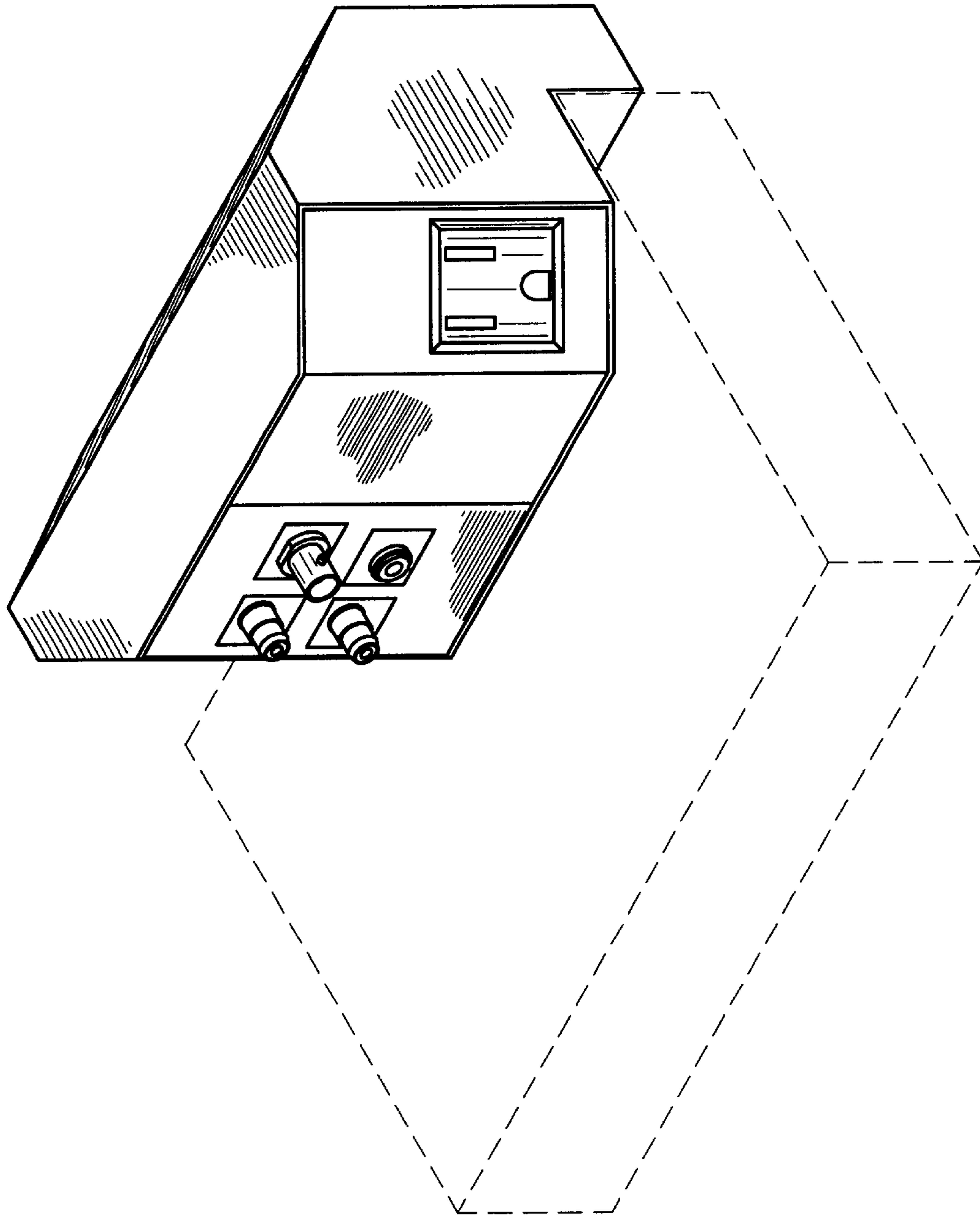


FIG.1

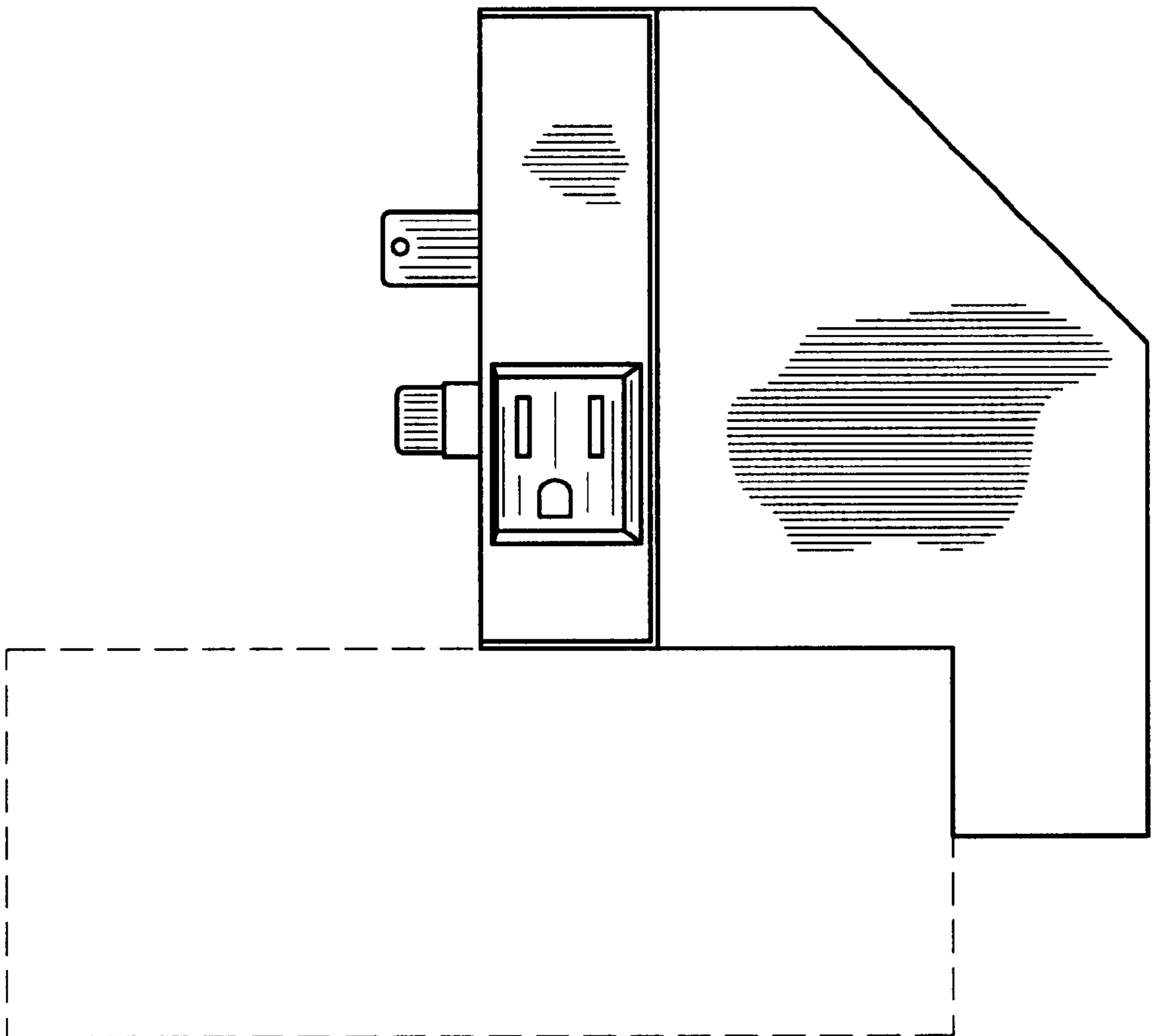


FIG. 2




FIG.3

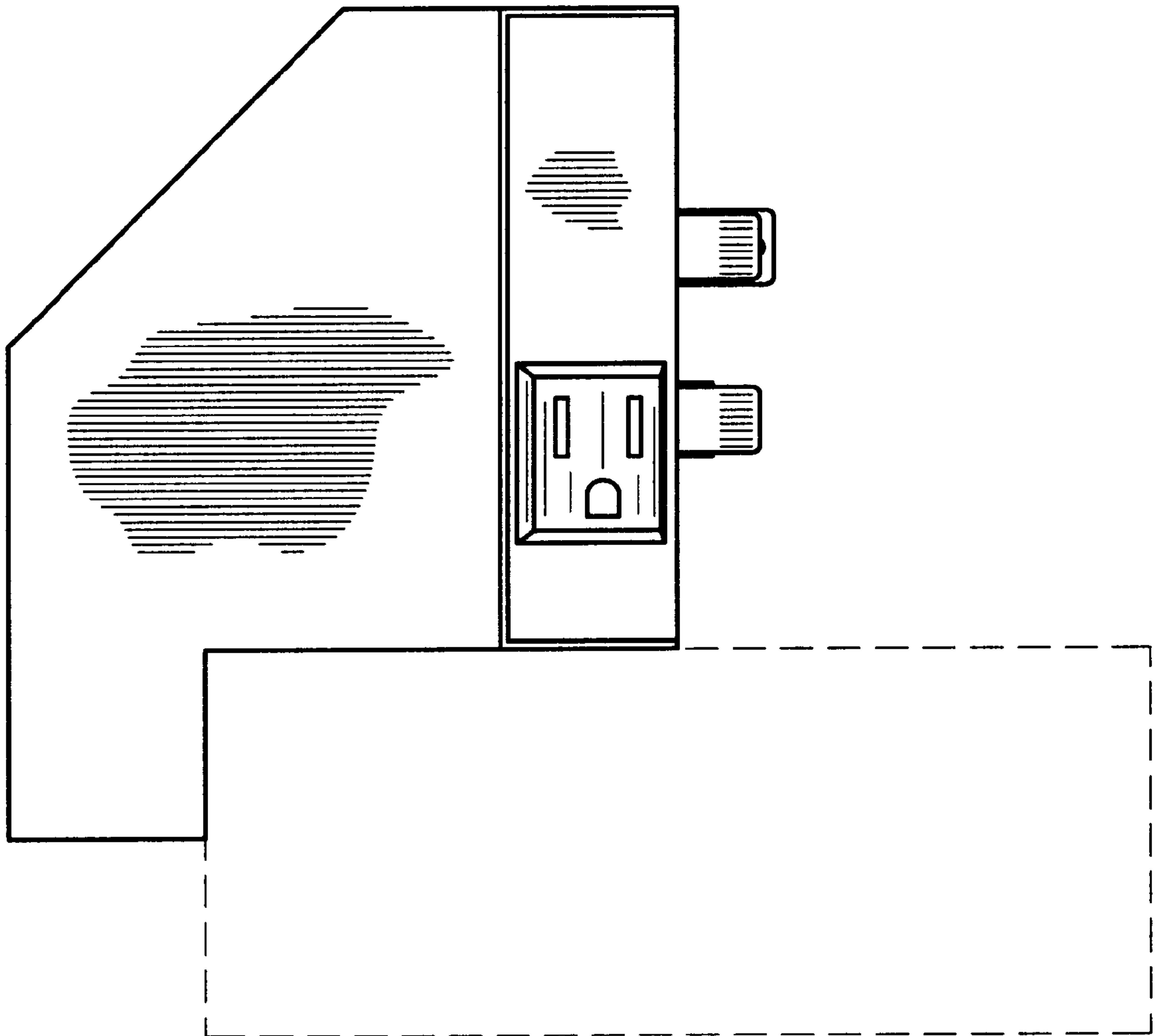


FIG.4