



US00D477269S

(12) **United States Design Patent**  
**McCoy et al.**

(10) **Patent No.:** **US D477,269 S**

(45) **Date of Patent:** **\*\* Jul. 15, 2003**

(54) **ACCESSORY BRACKET FOR VEHICLE**

**FOREIGN PATENT DOCUMENTS**

(75) Inventors: **Richard W. McCoy**, Granger, IN (US);  
**Jason R. Moldthan**, Osceola, IN (US)

WO WO 02/34569 5/2002

\* cited by examiner

(73) Assignee: **Reese Products, Inc.**, Goshen, IN (US)

*Primary Examiner*—Melody N. Brown

(\*\*) Term: **14 Years**

(74) *Attorney, Agent, or Firm*—King & Schickli, PLLC

(21) Appl. No.: **29/164,161**

(57) **CLAIM**

(22) Filed: **Jul. 18, 2002**

The ornamental design of an accessory bracket for vehicle,  
as shown and described.

(51) **LOC (7) Cl.** ..... **12-06**

**DESCRIPTION**

(52) **U.S. Cl.** ..... **D12/223**

(58) **Field of Search** ..... D12/223; D8/349,  
D8/354, 365, 374; 248/271, 229, 300; 280/502,  
511

FIG. 1 is a left side elevational view of the accessory bracket  
for vehicle of the present invention, the right side being a  
mirror image thereof;

FIG. 2 is a front elevational view thereof;

FIG. 3 is a rear elevational view thereof;

FIG. 4 is a top plan view thereof; and,

FIG. 5 is a bottom plan view thereof.

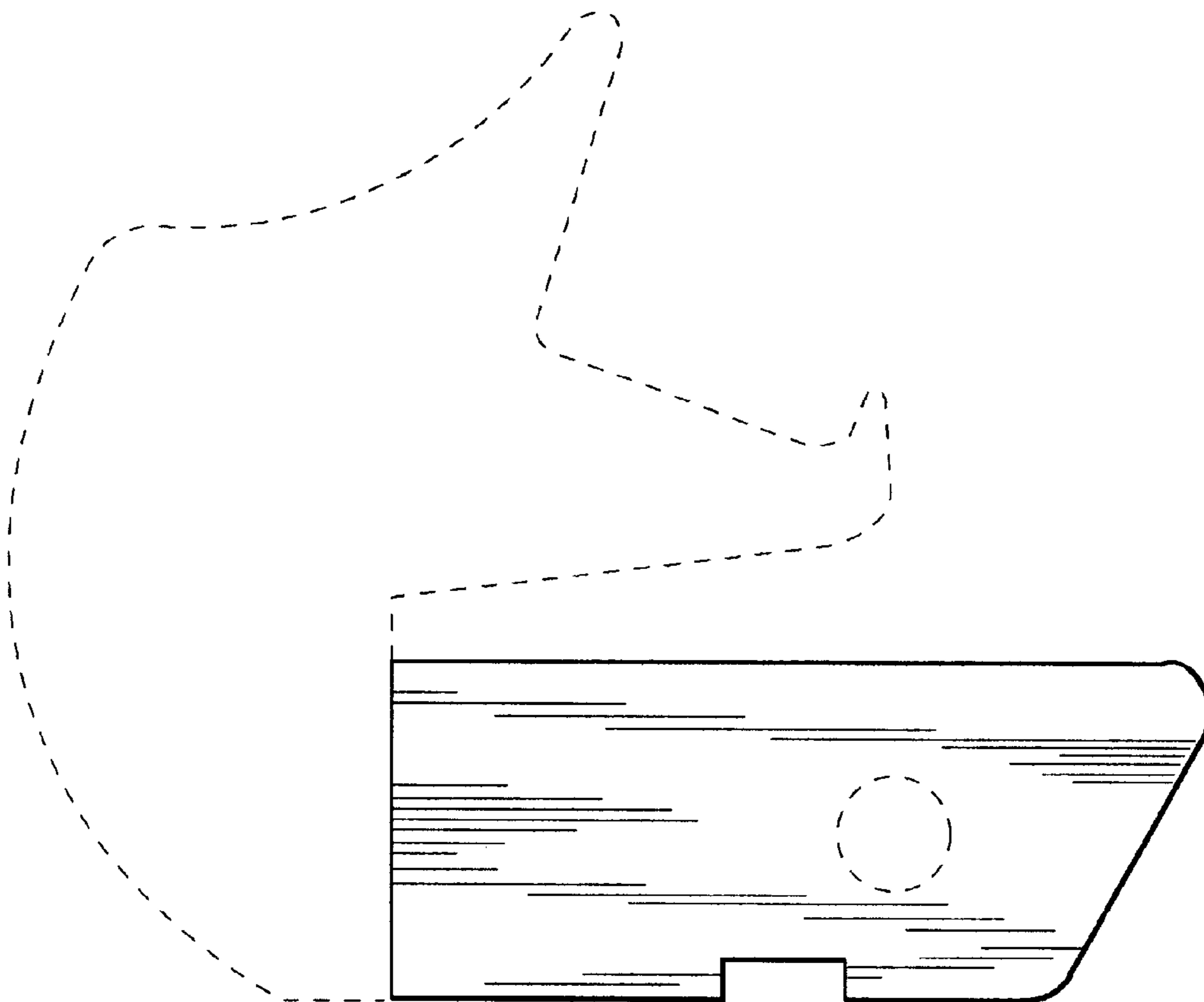
The broken lines shown throughout the drawing are for  
illustrative purposes only and form no part of the claimed  
design.

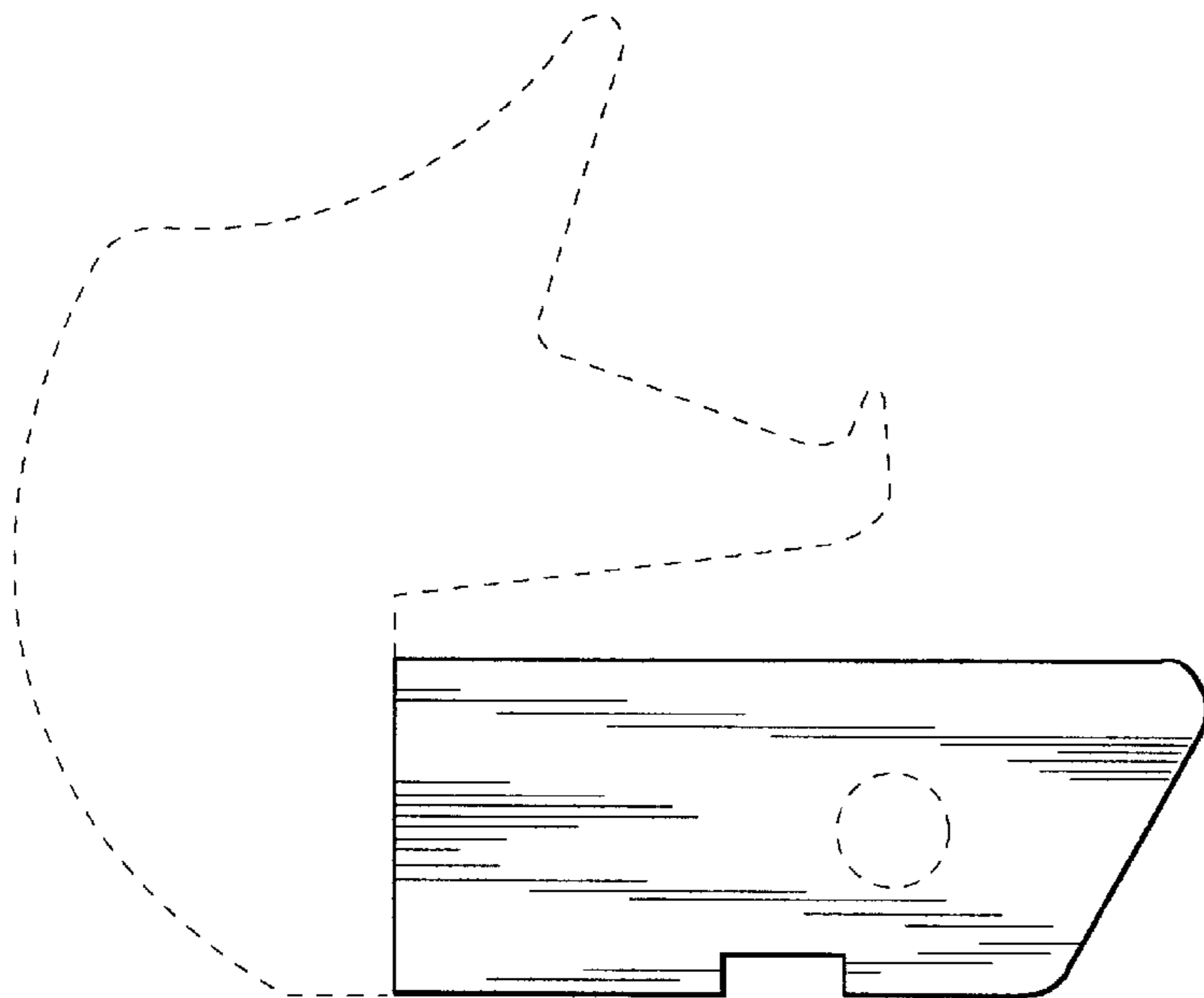
(56) **References Cited**

**U.S. PATENT DOCUMENTS**

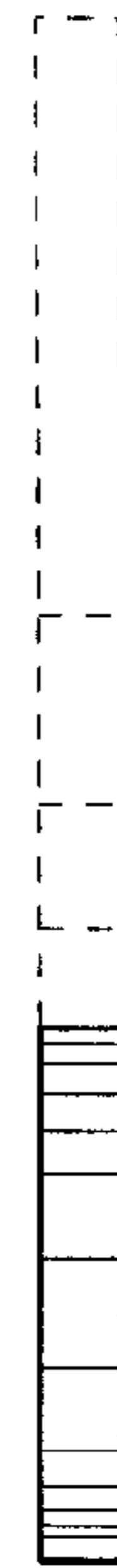
5,620,198 A	4/1997	Borchers	
D442,539 S	* 5/2001	Nickel	..... D12/223
D450,561 S	* 11/2001	Moore et al.	..... D8/349
D463,353 S	* 9/2002	McCoy et al.	..... D12/223
D464,309 S	* 10/2002	McCoy et al.	..... D12/223
D465,188 S	* 11/2002	McCoy et al.	..... D12/223

**1 Claim, 1 Drawing Sheet**

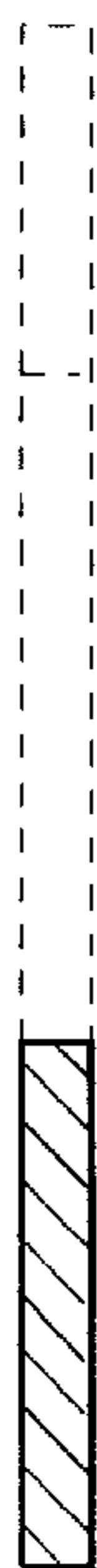




*Fig. 1*

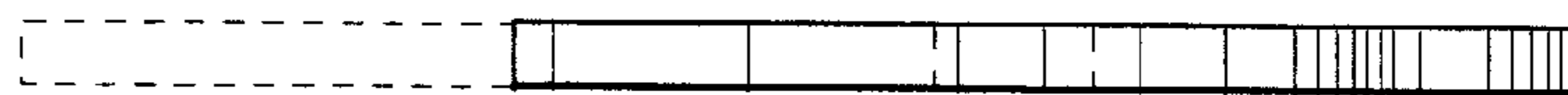


*Fig. 2*



*Fig. 3*

*Fig. 4*



*Fig. 5*