



US00D477258S

(12) **United States Design Patent**
Hayashi

(10) **Patent No.:** **US D477,258 S**

(45) **Date of Patent:** **** Jul. 15, 2003**

(54) **BUMPER**

D460,030 S * 7/2002 Duckett et al. D12/169

(75) Inventor: **Keishi Hayashi**, Kanagawa (JP)

* cited by examiner

(73) Assignee: **Isuzu Motors Limited**, Tokyo (JP)

Primary Examiner—Melody N. Brown

(**) Term: **14 Years**

(74) *Attorney, Agent, or Firm*—Frommer Lawrence & Haug LLP; Grace L. Pan

(21) Appl. No.: **29/162,000**

(57) **CLAIM**

(22) Filed: **Jun. 5, 2002**

The ornamental design for bumper, as shown.

(51) **LOC (7) Cl.** **12-16**

DESCRIPTION

(52) **U.S. Cl.** **D12/169**

FIG. 1 is a front view of a bumper in accordance with the present invention as shown in the present design.

(58) **Field of Search** D12/169, 196,
D12/90-92, 86, 98; 296/180.1, 180.2; 293/102,
113, 117, 115, 120

FIG. 2 is a rear view of the bumper thereof;
FIG. 3 is a top plan view of the bumper thereof;
FIG. 4 is bottom view of the bumper thereof;
FIG. 5 is a right side view of the bumper thereof, a left side view being a mirror image of FIG. 5;
FIG. 6 is a perspective view of the front and right side of the bumper of FIG. 1; and,
FIG. 7 is a perspective view of the rear and right side of the bumper of FIG. 1.

(56) **References Cited**

U.S. PATENT DOCUMENTS

D415,458 S	*	10/1999	Schinder	D12/169
D418,086 S	*	12/1999	Starr et al.	D12/91
D420,634 S	*	2/2000	Nelson	D12/169
D424,486 S	*	5/2000	Saleen et al.	D12/169
D448,330 S	*	9/2001	Tampi	D12/169

1 Claim, 4 Drawing Sheets




FIG. 1




FIG. 2




FIG. 3

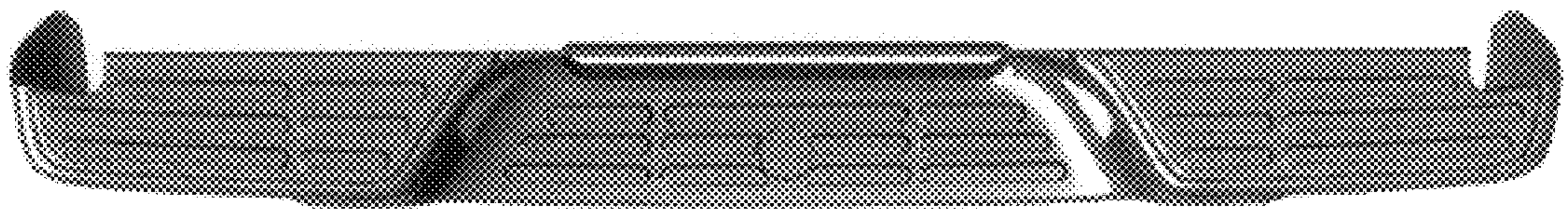
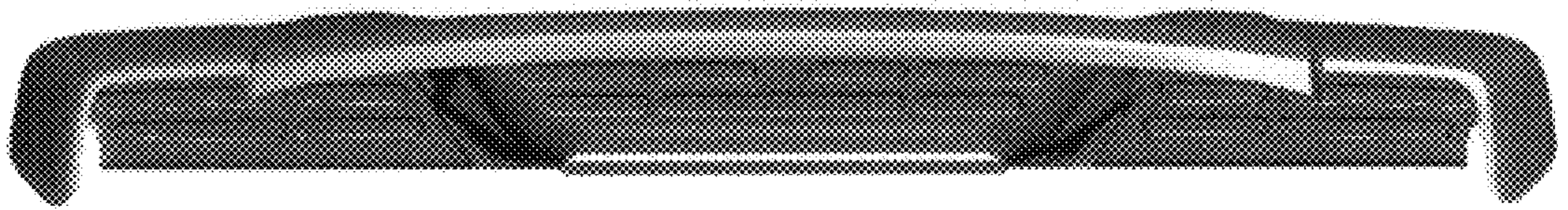


FIG. 4



2

FIG. 5




FIG. 6




FIG. 7

