



US00D477228S

(12) **United States Design Patent**
Hyman et al.

(10) **Patent No.:** **US D477,228 S**

(45) **Date of Patent:** **** Jul. 15, 2003**

(54) **BOTTLE WITH SWIRL**

(75) Inventors: **Nikia J. Hyman**, Irvine, CA (US);
Patrick E. McCallister, Corona, CA
(US); **Thomas W. Osip**, Mission Viejo,
CA (US); **Paul A. Pezzoli**, Coto De
Caza, CA (US)

(73) Assignee: **Conagra Grocery Products Company**,
Irvine, CA (US)

(**) Term: **14 Years**

(21) Appl. No.: **29/144,125**

(22) Filed: **Jun. 26, 2001**

(51) **LOC (7) Cl.** **09-01**

(52) **U.S. Cl.** **D9/528; D9/565; D9/569;**
D9/575

(58) **Field of Search** D9/523, 527, 530,
D9/531, 536, 539, 540, 541, 542, 543,
552, 565, 567; 215/381-385, 396, 398

(56) **References Cited**

U.S. PATENT DOCUMENTS

D191,598 S	*	10/1961	Lonker	D9/542
D208,732 S	*	9/1967	Benes	D9/543
D221,516 S	*	8/1971	Crisci	D9/531
D286,021 S	*	10/1986	O'Reilly	D9/520
D374,624 S	*	10/1996	Paoloski	D9/531
D385,798 S	*	11/1997	Tanaka	D9/544

D387,284 S	*	12/1997	Briggs et al.	D9/552
D398,854 S	*	9/1998	Beechuk et al.	D9/531
D399,138 S	*	10/1998	Beechuk et al.	D9/531
D400,105 S	*	10/1998	Beechuk et al.	D9/531
D406,766 S	*	3/1999	Beechuk et al.	D9/531
D406,767 S	*	3/1999	Beechuk et al.	D9/531
5,908,127 A	*	6/1999	Weick et al.	215/373
D415,964 S	*	11/1999	Manderfield, Jr. et al.	...	D9/530
D418,422 S	*	1/2000	Bourque et al.	D9/531
D420,588 S	*	2/2000	Fitelson et al.	D9/434

* cited by examiner

Primary Examiner—Nanda Bondade

Assistant Examiner—Carol Rademaker

(74) *Attorney, Agent, or Firm*—Robert A. Schroeder;
Bingham McCutchen LLP

(57) **CLAIM**

The ornamental design for a bottle with swirl, as shown and described.

DESCRIPTION

FIG. 1 is a left side elevational view thereof (which is a mirror image of the right side elevational view);

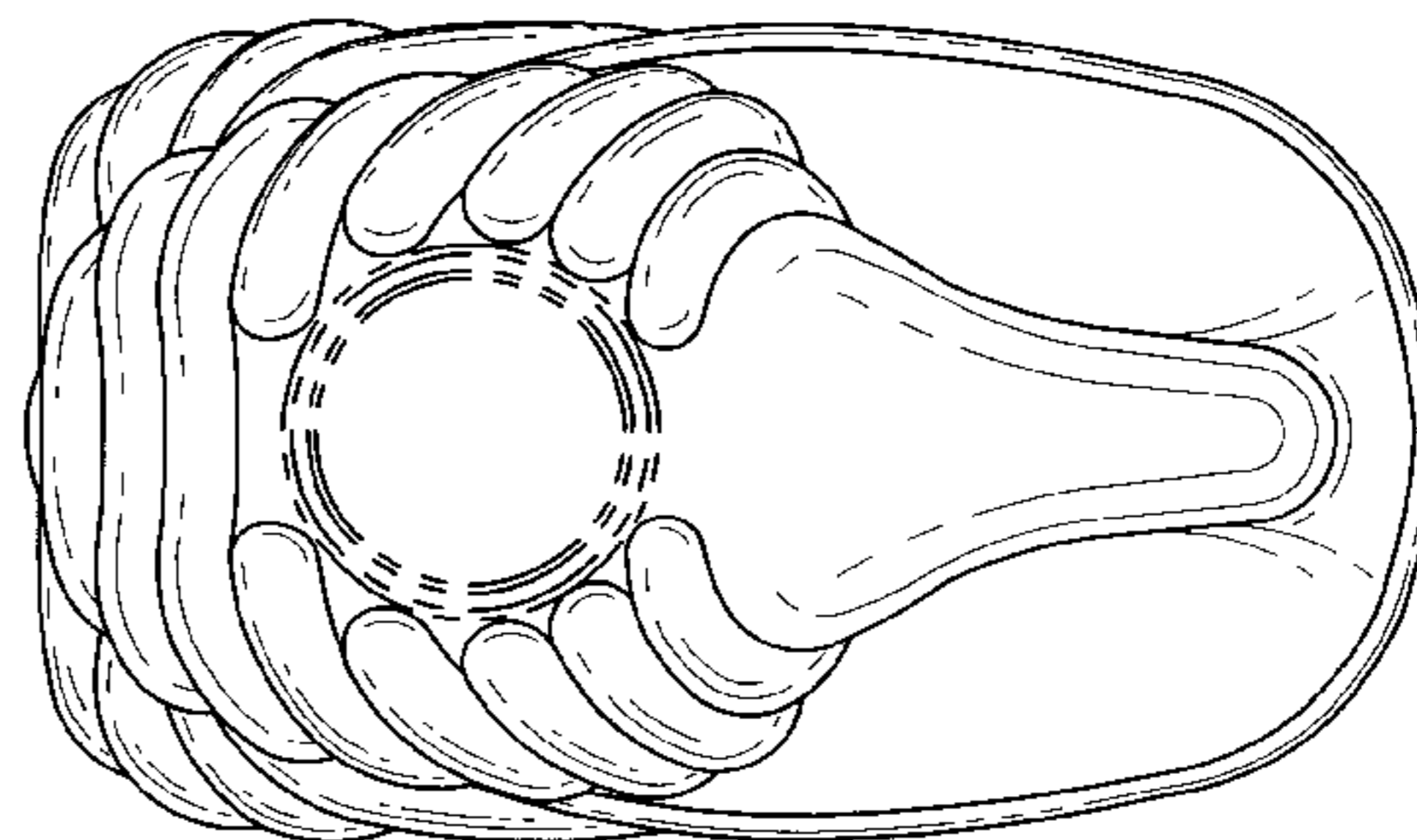
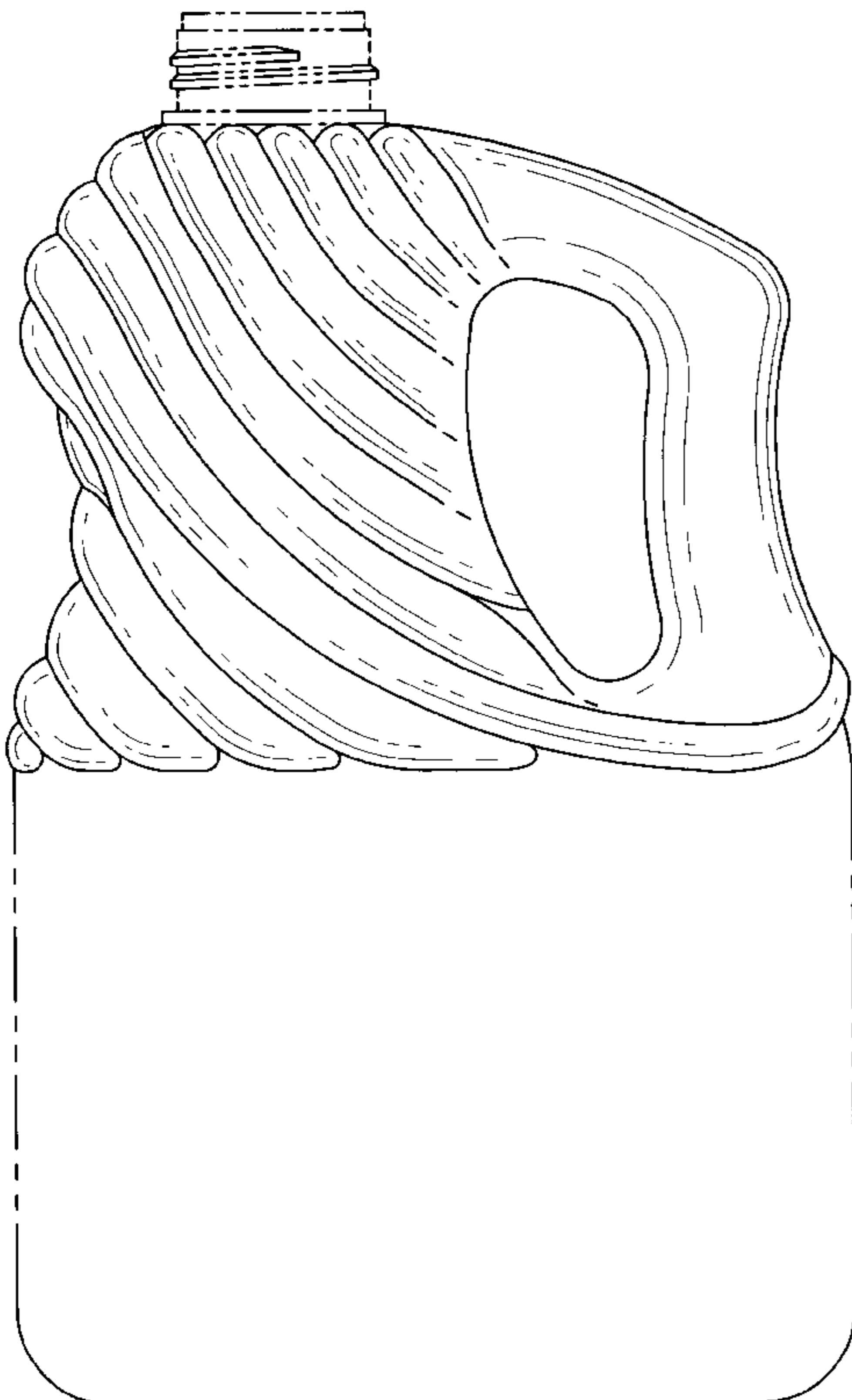
FIG. 2 is a top plan view;

FIG. 3 is a front elevational view thereof; and,

FIG. 4 is a rear elevational view thereof.

The broken line shown in FIGS. 1 to 4 is for illustrative purposes only and forms no part of the claimed design.

1 Claim, 4 Drawing Sheets



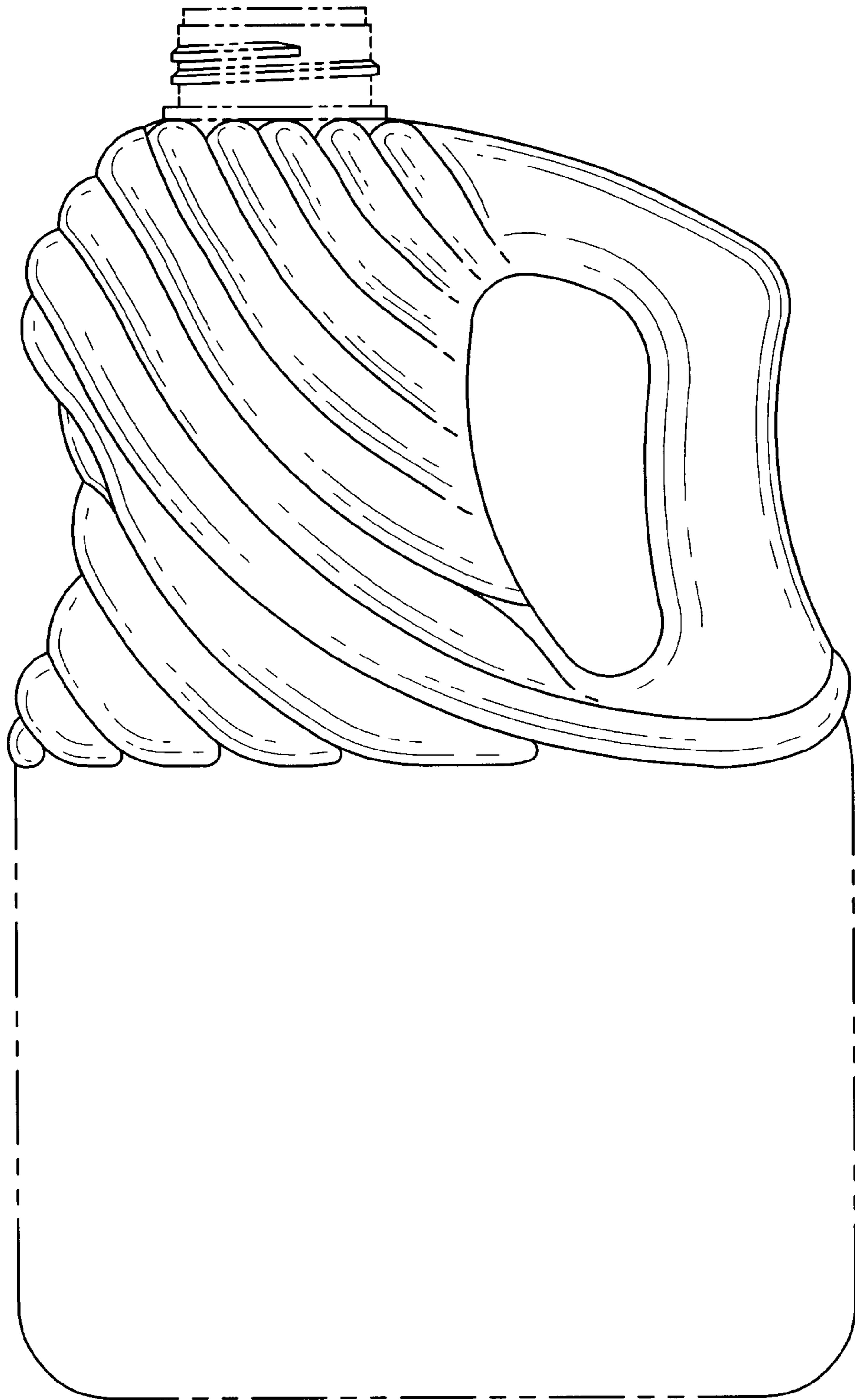
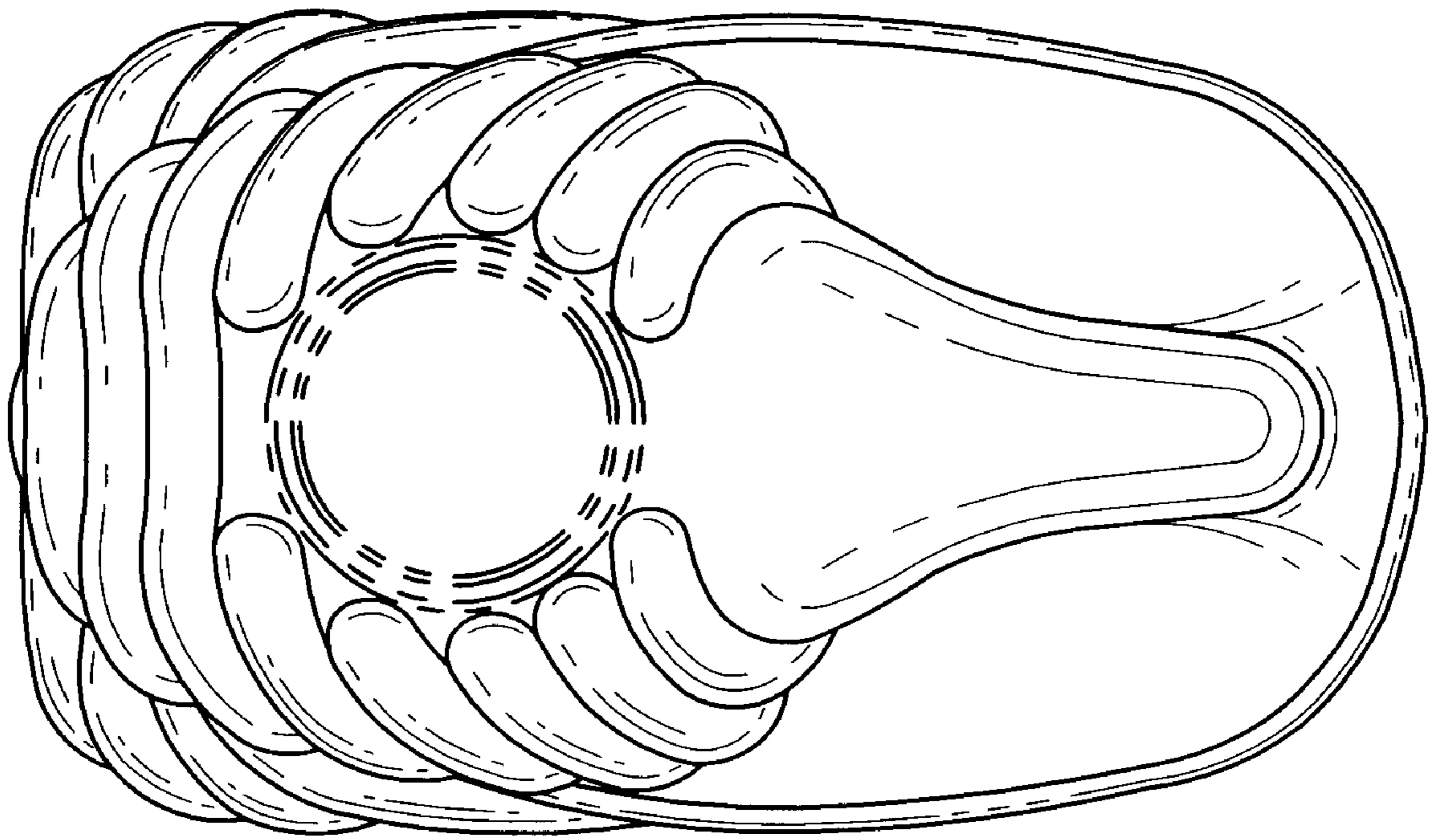


FIG. 1

FIG. 2



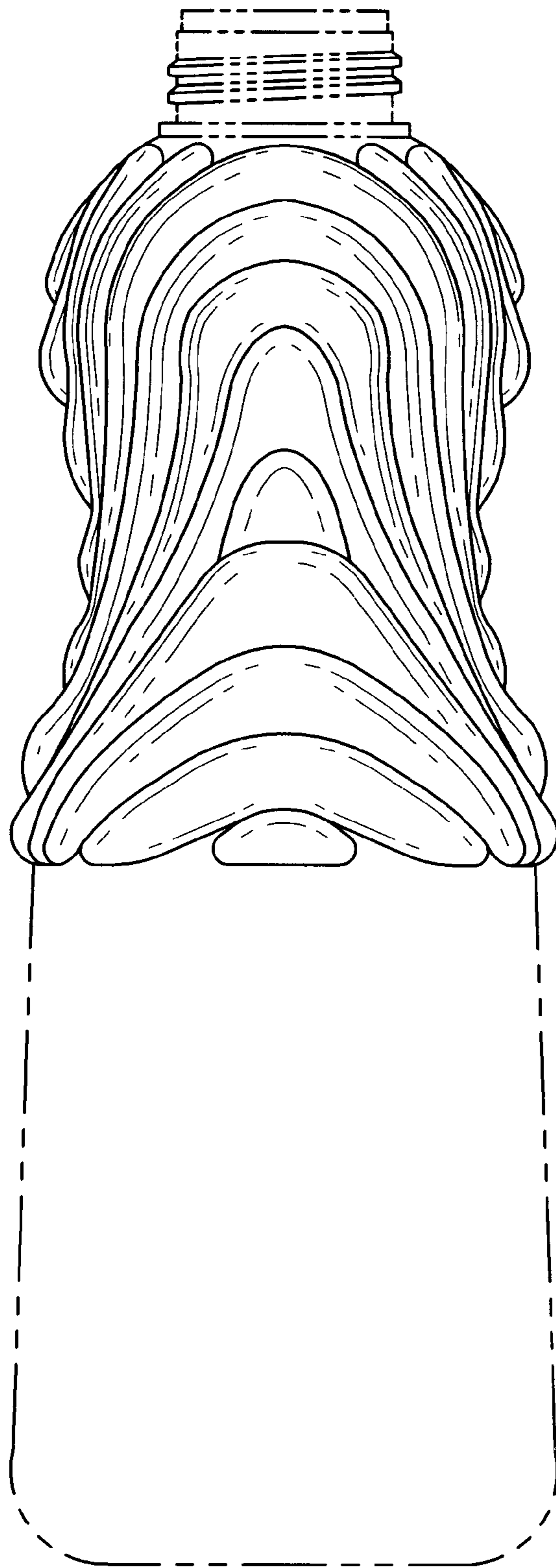


FIG. 3

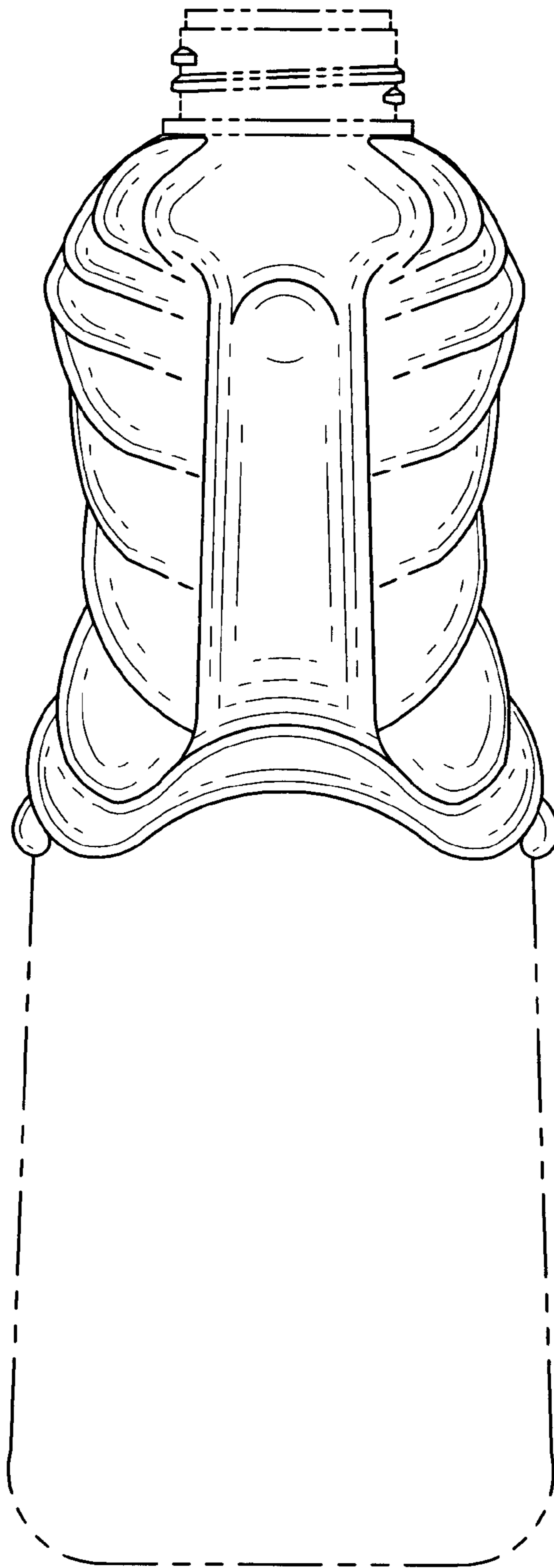


FIG. 4