



US00D477213S

(12) **United States Design Patent**
Jones et al.

(10) **Patent No.:** **US D477,213 S**

(45) **Date of Patent:** **** Jul. 15, 2003**

(54) **BAG DISPENSING CLIP**

(75) Inventors: **Robert A. Jones**, Raleigh, NC (US);
Jason S. Holland, Raleigh, NC (US);
Brenda S. Jones, Raleigh, NC (US)

(73) Assignee: **Adstracts, Inc.**, Raleigh, NC (US)

(**) Term: **14 Years**

(21) Appl. No.: **29/155,642**

(22) Filed: **Feb. 14, 2002**

(51) **LOC (7) Cl.** **08-08**

(52) **U.S. Cl.** **D8/395; D19/65**

(58) **Field of Search** D8/394, 395; 383/6,
383/11, 13, 22; D19/65, 88; 206/451, 477,
554; 248/451, 452, 95; 24/67 R, 67.1-67.11,
DIG. 8, 500, 507, 508, 501, 510, 498

(56) **References Cited**

U.S. PATENT DOCUMENTS

3,126,094 A * 3/1964 Arnold et al. 206/451

3,574,248 A * 4/1971 Gaglia 24/508

D257,158 S 9/1980 Olsson

4,537,330 A 8/1985 Gelbard 221/26

4,562,618 A * 1/1986 Masuda 24/67.7

D294,006 S 2/1988 Gyax et al.

D302,568 S 8/1989 Berger

D306,876 S 3/1990 Greenhut et al.

D335,078 S 4/1993 Hampshire

5,301,393 A * 4/1994 Brown 24/67.7

5,309,605 A * 5/1994 Sato 24/67.9

D348,902 S 7/1994 Beyer

D352,314 S 11/1994 Wolff

D364,188 S 11/1995 Wolff

5,524,762 A * 6/1996 Shafran et al. 206/554

D376,534 S 12/1996 Wolff

D392,181 S 3/1998 Bries et al.

5,772,035 A 6/1998 Harrison 206/554

5,788,080 A * 8/1998 Sill et al. 206/554

D400,584 S 11/1998 Wolff D19/65

5,860,529 A 1/1999 Smithson et al. 206/554

D406,167 S 2/1999 Wolff D19/65

D406,168 S 2/1999 Wolff D19/65

D406,169 S 2/1999 Wolff D19/65

D406,170 S 2/1999 Wolff D19/65

D406,171 S 2/1999 Wolff

D408,452 S * 4/1999 Coe D19/65

D412,343 S * 7/1999 Offenhauer D19/65

5,966,741 A 10/1999 Klecina 2/169

D428,921 S 8/2000 Saylor et al.

6,116,424 A 9/2000 Leu 206/554

6,142,302 A 11/2000 Requena 206/554

D438,452 S * 3/2001 Tsai D8/395

6,216,996 B1 * 4/2001 Shamoon 248/452

6,302,366 B1 10/2001 Saylor et al.

* cited by examiner

Primary Examiner—Ian Simmons
Assistant Examiner—Deanne Levy
(74) *Attorney, Agent, or Firm*—Myers Bigel Sibley & Sajovec

(57) **CLAIM**

The ornamental design for a bag dispensing clip, as shown and described.

DESCRIPTION

FIG. 1 is a perspective view of a bag dispensing clip, showing our new design;

FIG. 2 is a top plan view thereof;

FIG. 3 is a front elevational view thereof;

FIG. 4 is a rear elevational view thereof;

FIG. 5 is a side elevational view thereof;

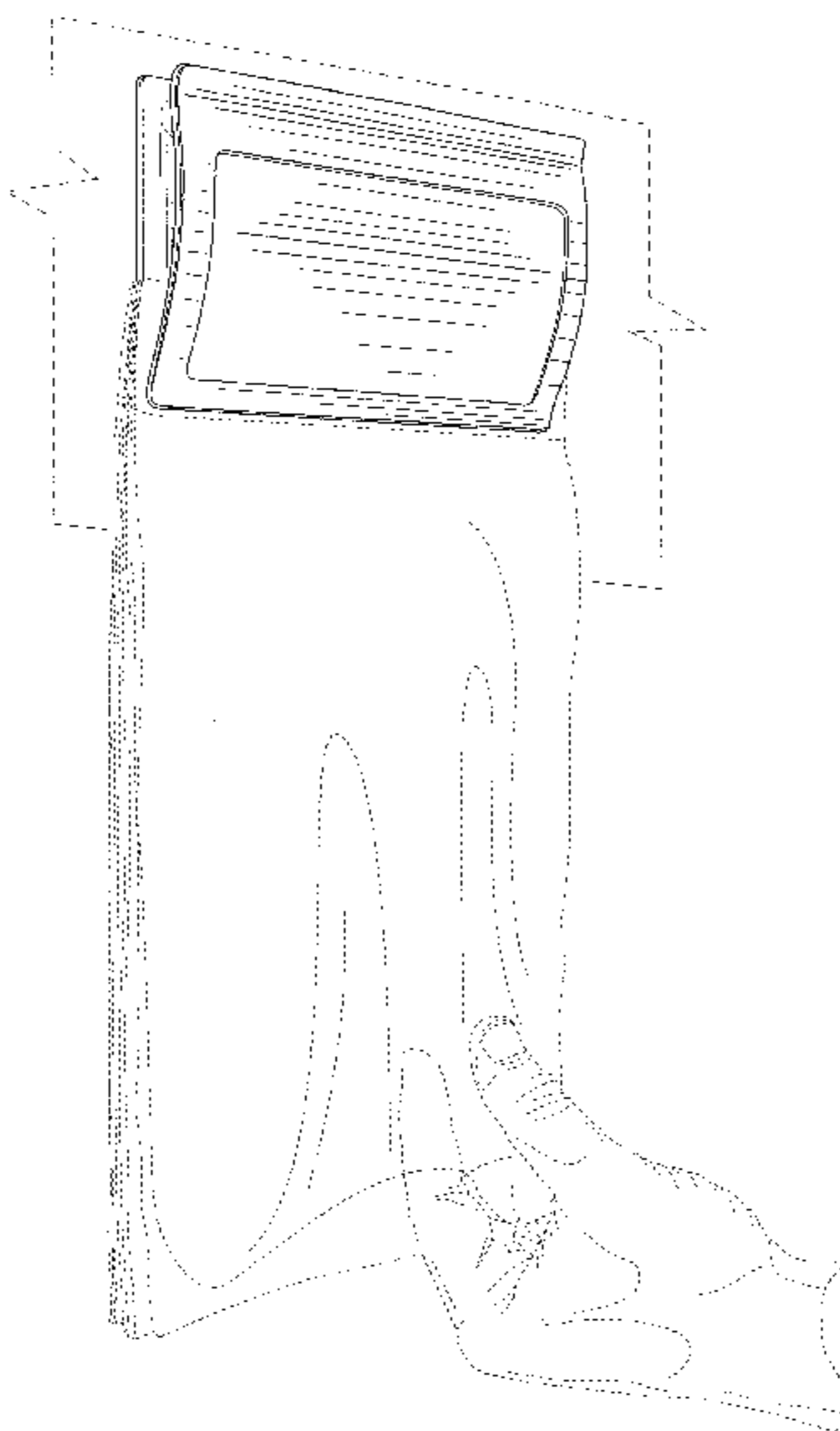
FIG. 6 is a side elevational view thereof, opposite that shown in FIG. 5;

FIG. 7 is a bottom plan view thereof; and,

FIG. 8 is a perspective view of the bag dispensing clip of FIG. 1 shown in its environment.

The broken lines shown herein are for illustrative purposes only and form no part of the claimed design.

1 Claim, 6 Drawing Sheets






FIG. 1.




FIG. 2.




FIG. 3.

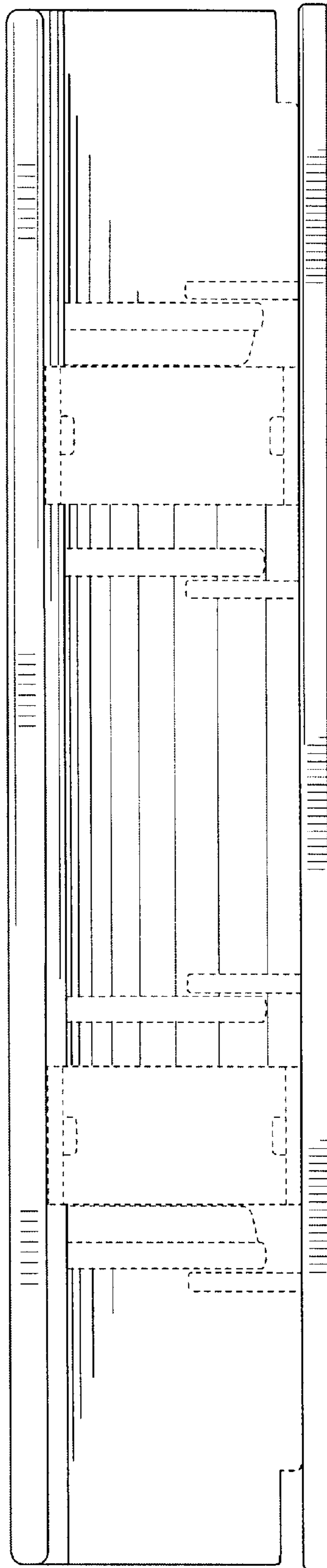


FIG. 4.

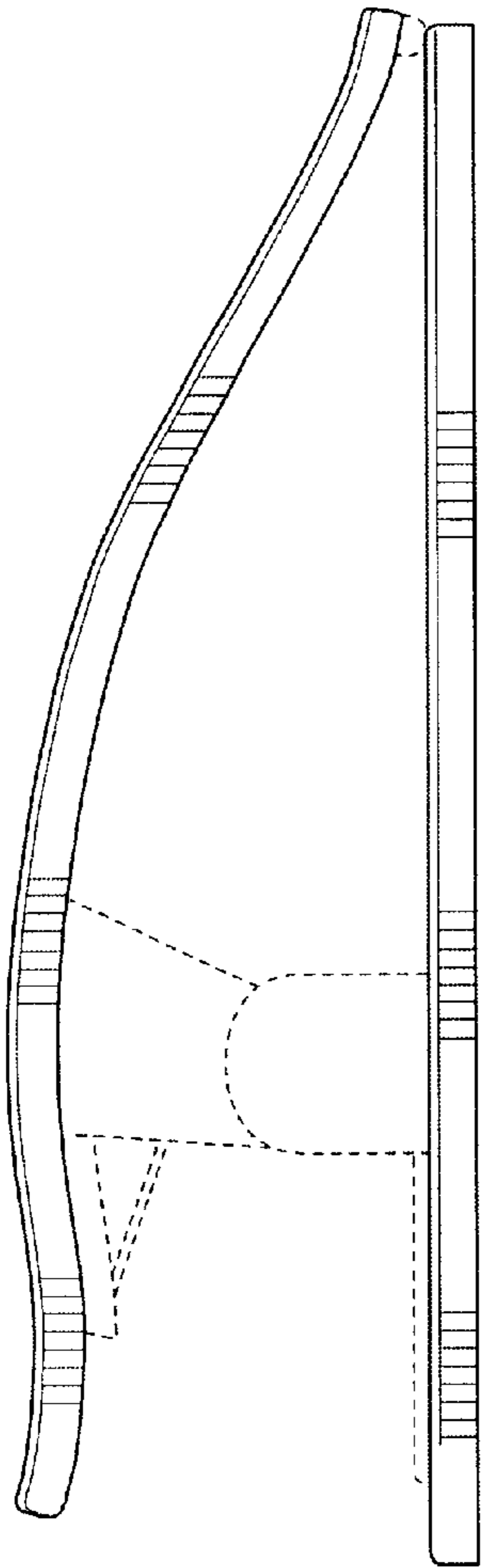


FIG. 5.

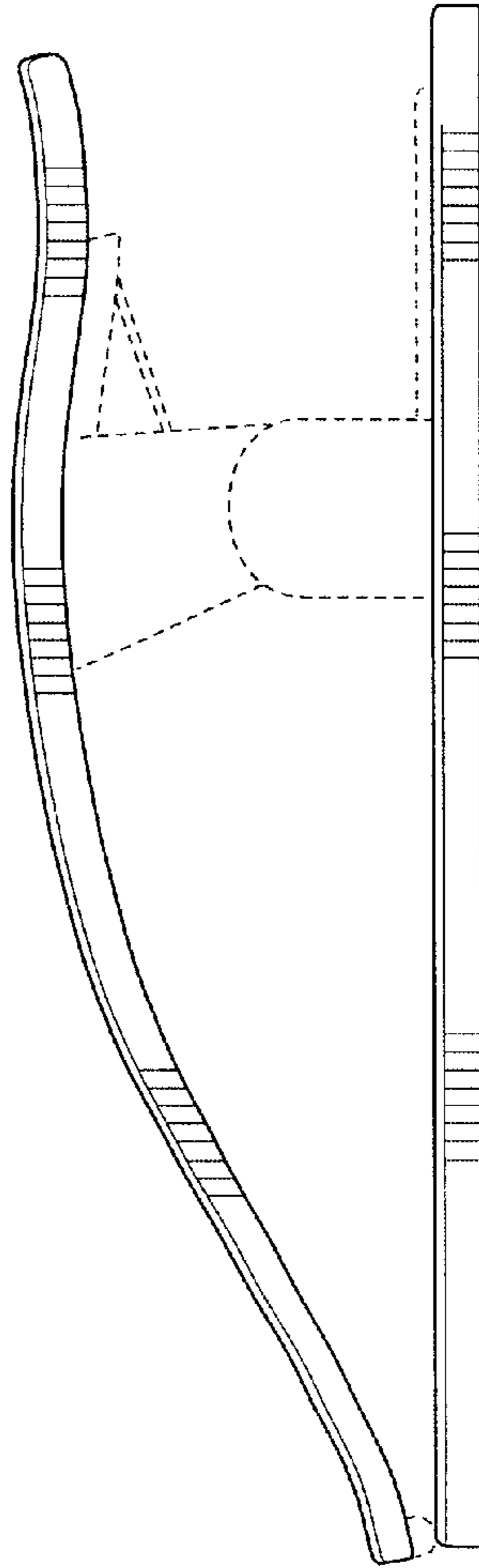


FIG. 6.



FIG. 7.

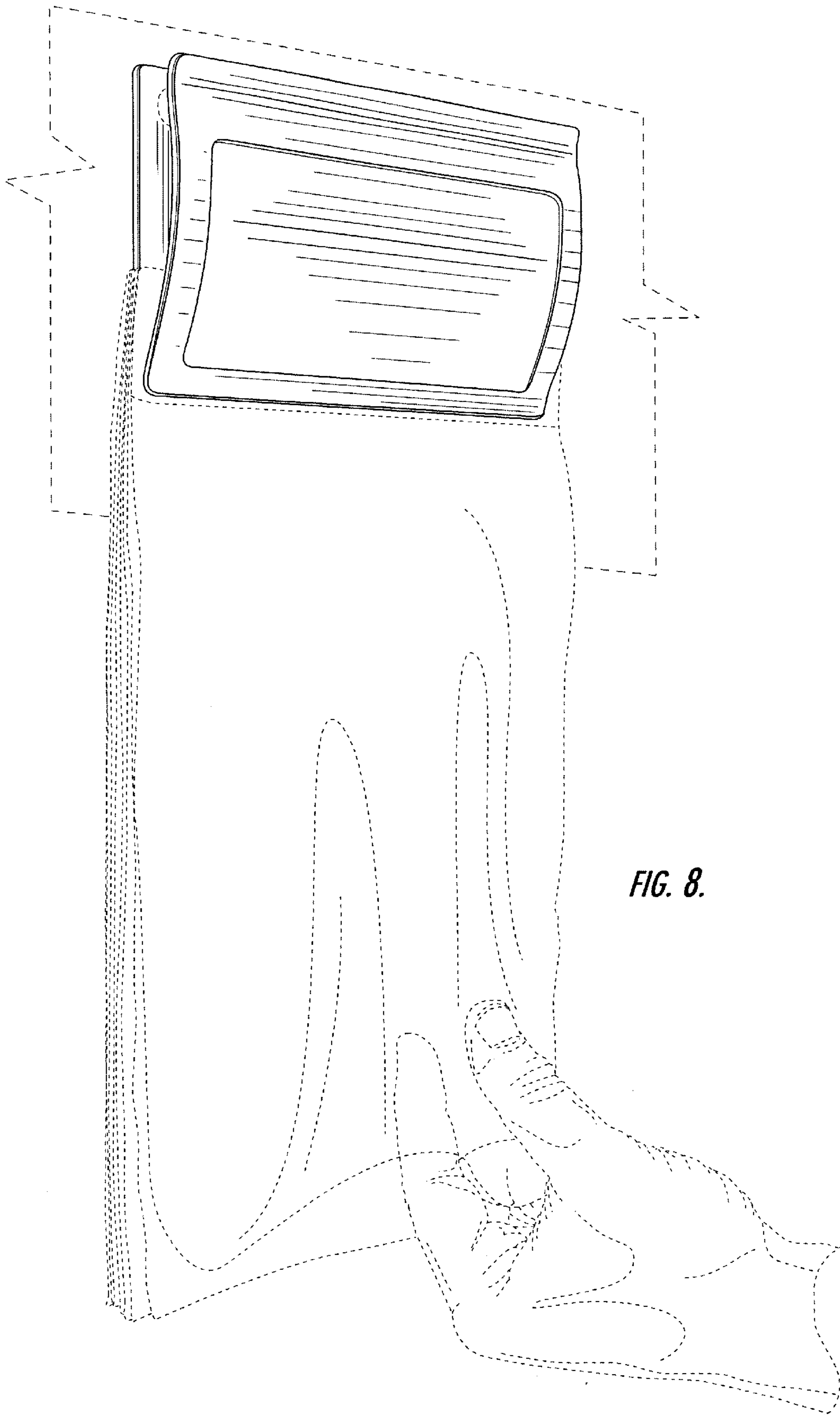


FIG. 8.