



US00D477191S

(12) **United States Design Patent**
Bull et al.

(10) **Patent No.:** **US D477,191 S**

(45) **Date of Patent:** **** Jul. 15, 2003**

(54) **SPATULA**

(75) Inventors: **Jeffrey Bull**, Naperville, IL (US);
Daniel Tagtow, Austin, TX (US)

(73) Assignee: **Wilton Industries, Inc.**, Woodridge, IL (US)

(**) Term: **14 Years**

(21) Appl. No.: **29/163,645**

(22) Filed: **Jul. 10, 2002**

(51) **LOC (7) Cl.** **07-02**

(52) **U.S. Cl.** **D7/692; D7/688**

(58) **Field of Search** D7/691, 692, 681-697,
D7/669, 393, 395, 401.2; 15/236.01, 236.08,
236.09; 30/136, 169; 294/1.1, 7, 8; D32/40,
46, 51; 416/70 R

(56) **References Cited**

U.S. PATENT DOCUMENTS

1,219,818 A * 3/1917 Hanson 294/8
D143,047 S * 11/1945 Storm D7/691

2,480,616 A * 8/1949 Thompson 416/70 R
D204,296 S * 4/1966 Pine D7/663
5,491,869 A 2/1996 Sullivan et al.
D395,805 S 7/1998 Diulus
D431,976 S 10/2000 Backstrom et al.
D438,070 S * 2/2001 Kwok D7/692
D439,811 S * 4/2001 Parker et al. D7/692

* cited by examiner

Primary Examiner—Terry A. Wallace

(74) *Attorney, Agent, or Firm*—Piper Rudnick

(57) **CLAIM**

The ornamental design for the spatula, as shown.

DESCRIPTION

FIG. 1 is a perspective view of the spatula;
FIG. 2 is a front elevational view of the spatula;
FIG. 3 is left side elevational view of the spatula;
FIG. 4 is a back elevational view of the spatula;
FIG. 5 is a right side elevational view of the spatula;
FIG. 6 is a top plan view of the spatula; and,
FIG. 7 is a bottom plan view of the spatula.

1 Claim, 3 Drawing Sheets

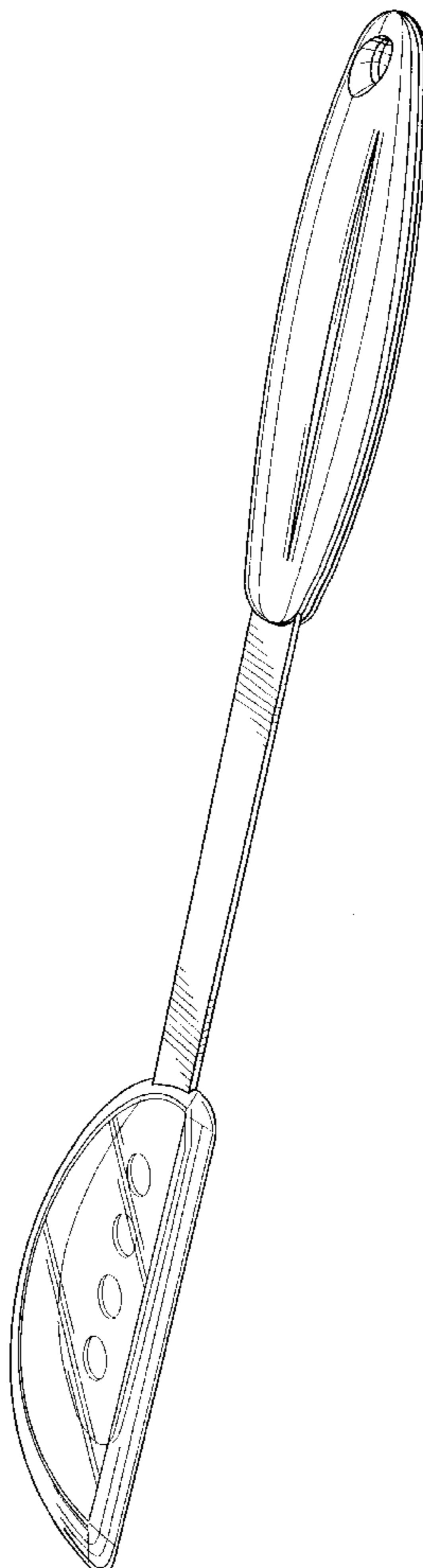


Fig. 1

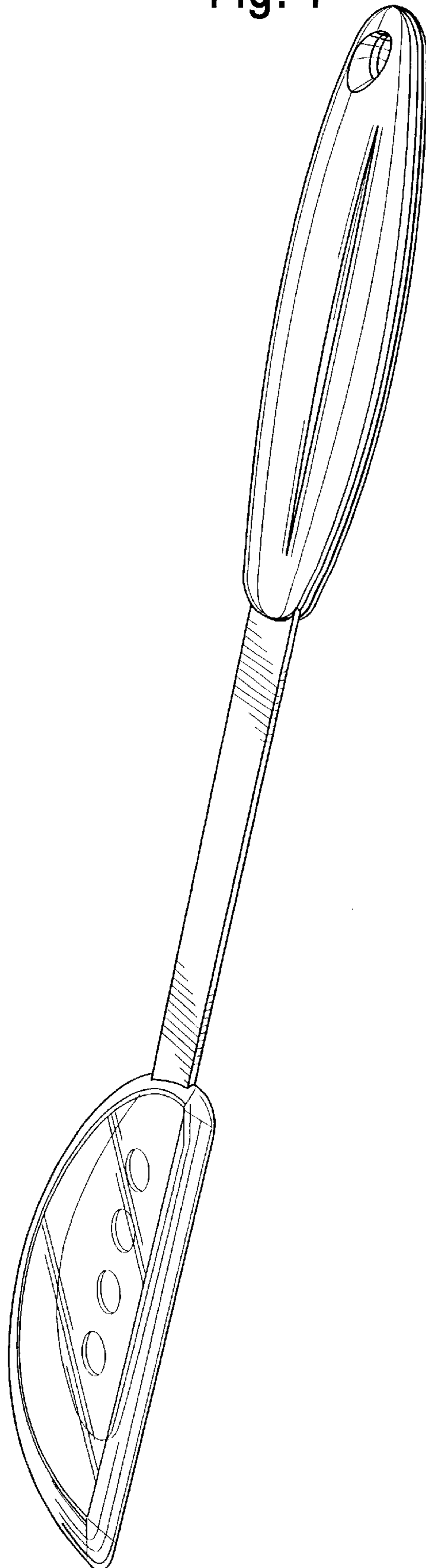


Fig. 2

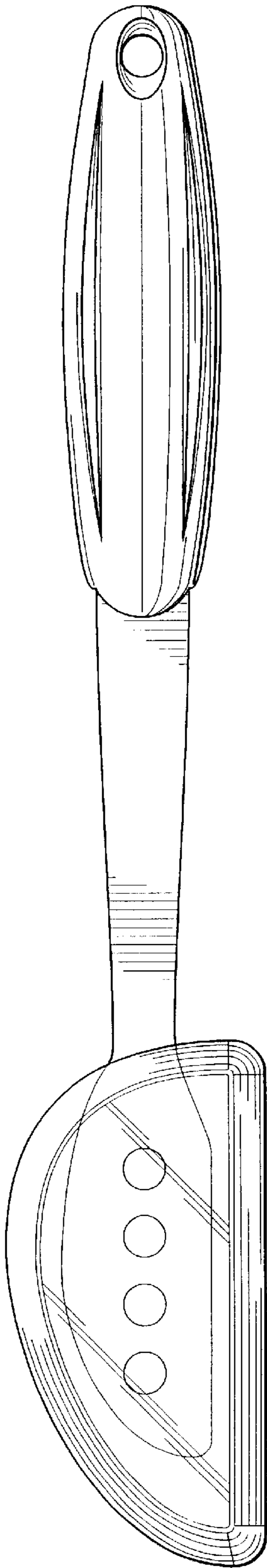


Fig. 3

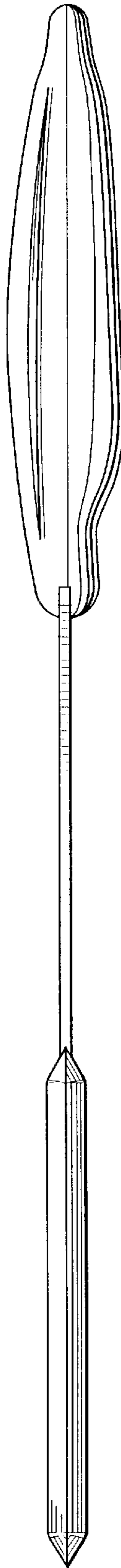


Fig. 4

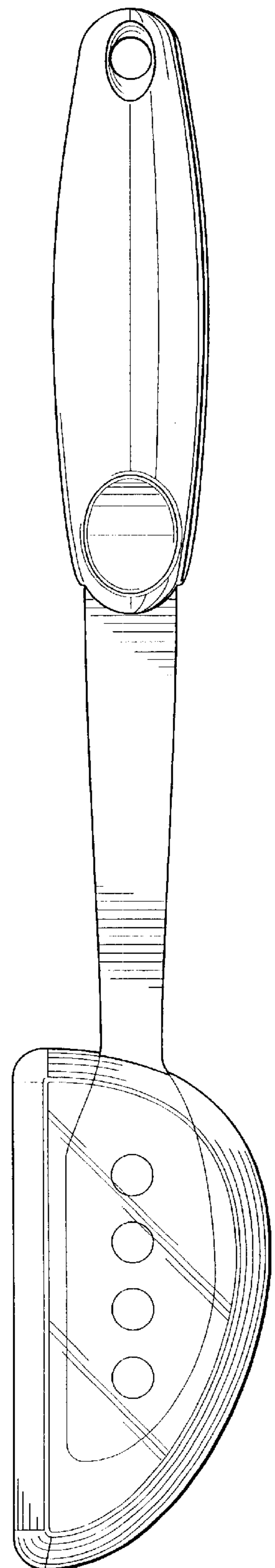


Fig. 5

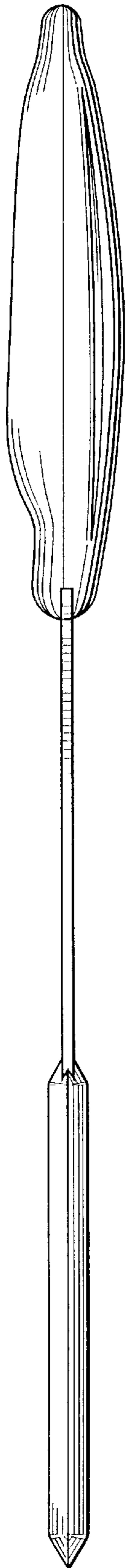


Fig. 6

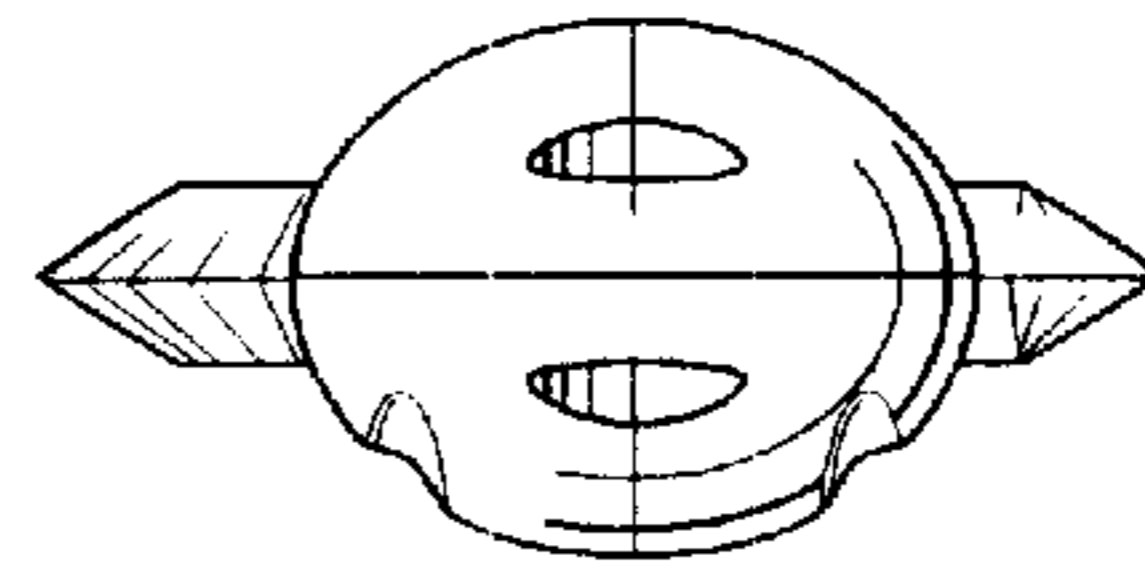


Fig. 7

