



US00D477190S

(12) **United States Design Patent**
Bull et al.

(10) **Patent No.:** **US D477,190 S**

(45) **Date of Patent:** **** Jul. 15, 2003**

(54) **SPATULA**

(75) Inventors: **Jeffrey Bull**, Naperville, IL (US);
Daniel Tagtow, Austin, TX (US)

(73) Assignee: **Wilton Industries, Inc.**, Woodridge, IL (US)

(**) Term: **14 Years**

(21) Appl. No.: **29/163,644**

(22) Filed: **Jul. 10, 2002**

(65) **Prior Publication Data**

(65)

(51) **LOC (7) Cl.** **07-02**

(52) **U.S. Cl.** **D7/692**

(58) **Field of Search** D7/681-697, 393,
D7/395, 401.2; 15/236.01, 236.08, 236.09;
30/136, 169; 294/1.1, 7, 8

(56) **References Cited**

U.S. PATENT DOCUMENTS

1,219,818 A * 3/1917 Hanson 294/8
D188,618 S 8/1960 Latham

D190,513 S 6/1961 Carroll et al.
5,348,023 A * 9/1994 McLucas 30/325
D367,591 S * 3/1996 Ancona D7/692
D395,805 S 7/1998 Diulus
D432,876 S 10/2000 Kwok
D438,070 S * 2/2001 Kwok D7/692
D443,801 S 6/2001 Short

* cited by examiner

Primary Examiner—Terry A. Wallace

(74) *Attorney, Agent, or Firm*—Piper Rudnick

(57) **CLAIM**

The ornamental design for the spatula, as shown and described.

DESCRIPTION

FIG. 1 is a perspective view of the spatula;
FIG. 2 is a front elevational view of the spatula;
FIG. 3 is left side elevational view of the spatula, the opposite of which is an identical mirror image;
FIG. 4 is a back elevational view of the spatula;
FIG. 5 is a top plan view of the spatula; and,
FIG. 6 is a bottom plan view of the spatula.

1 Claim, 3 Drawing Sheets

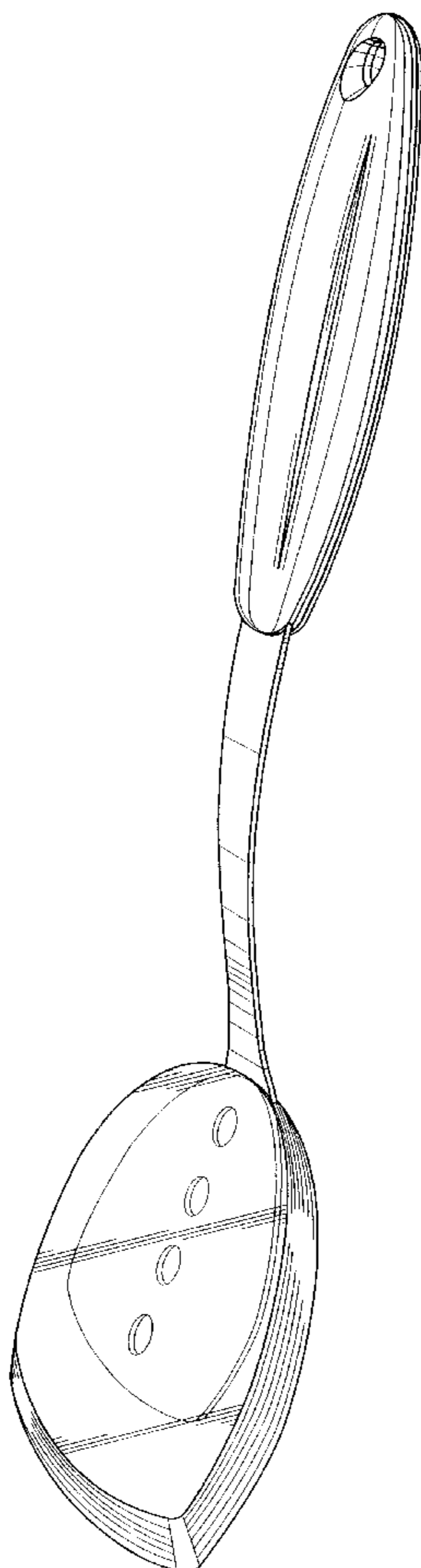


Fig. 1

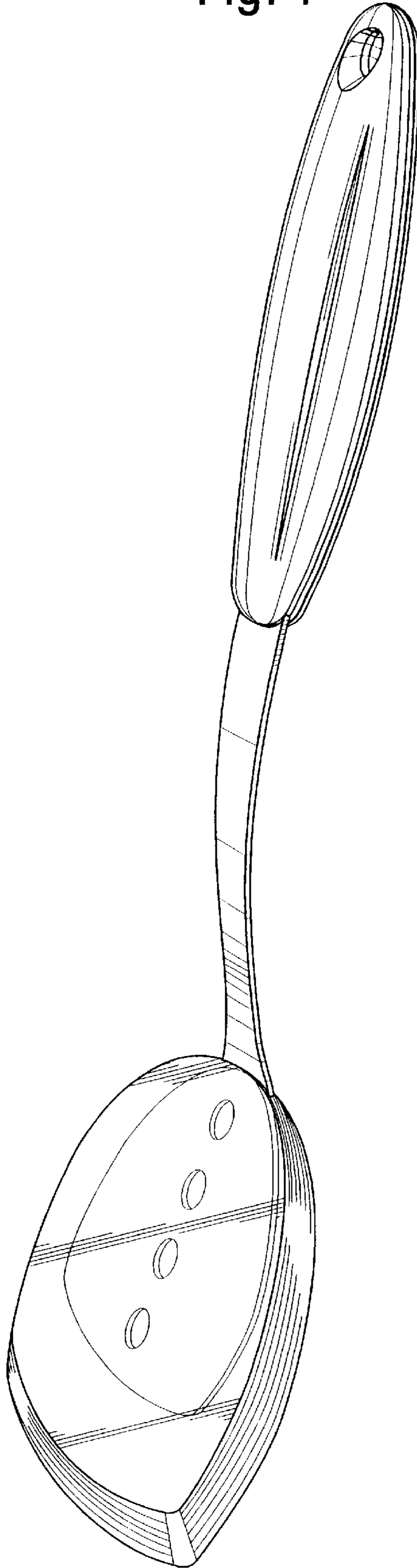


Fig. 2

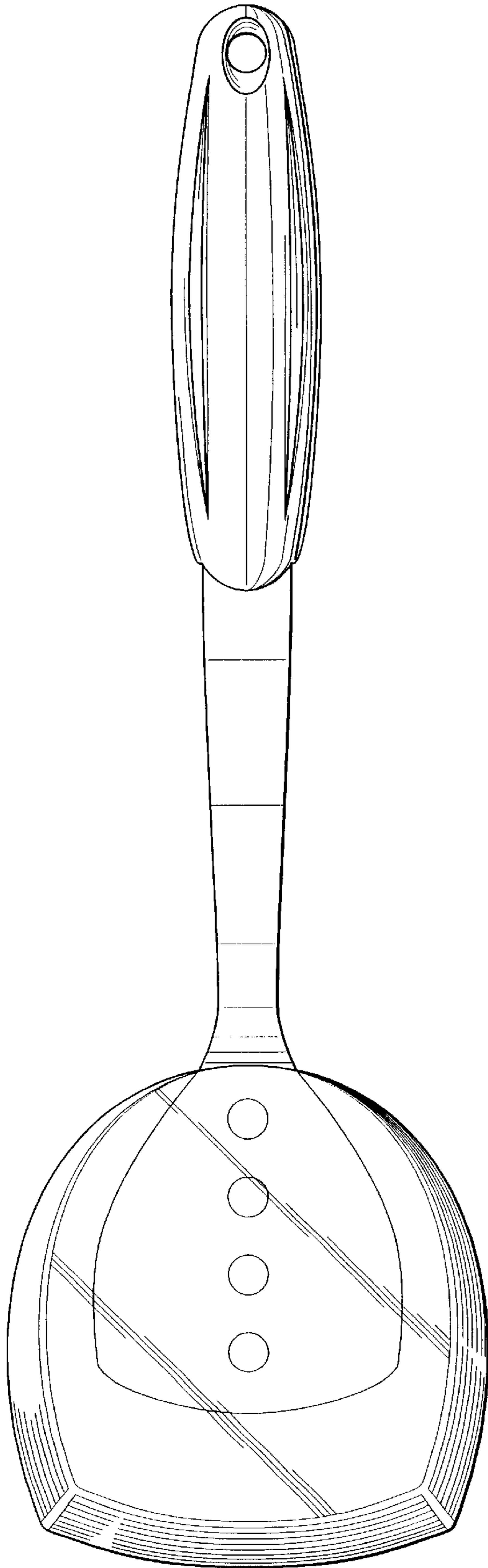


Fig. 3

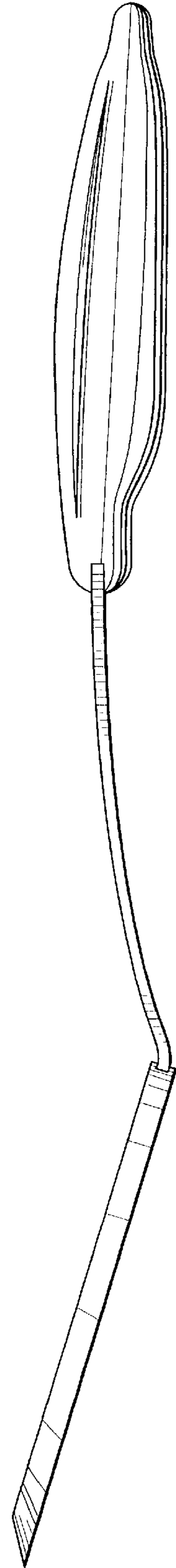


Fig. 4

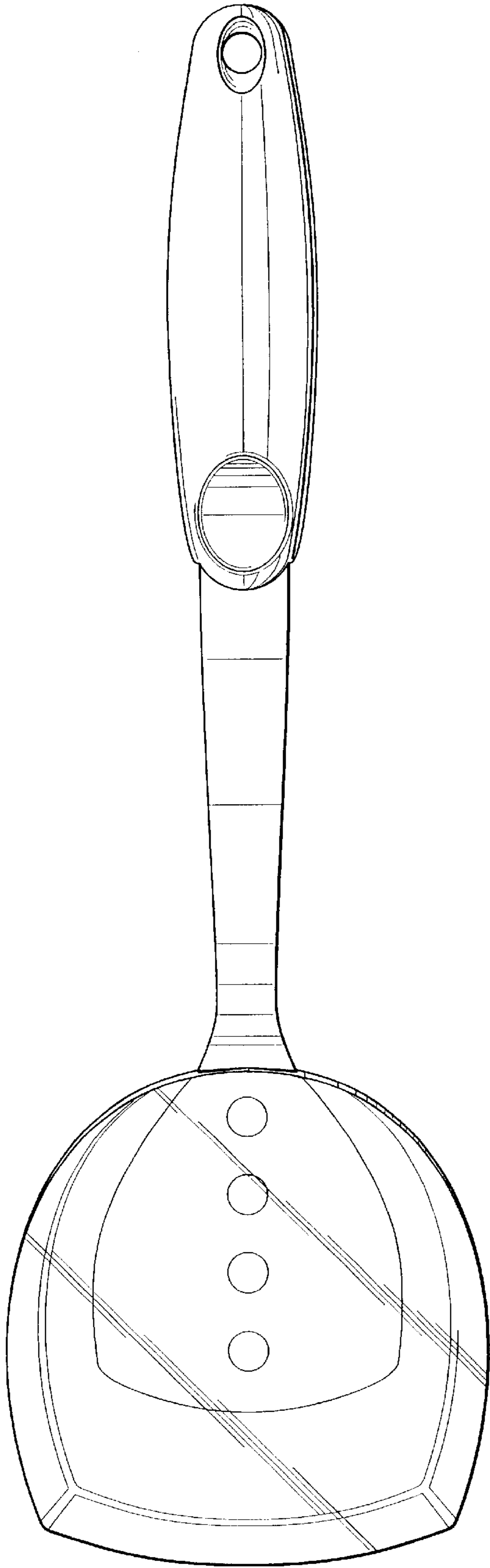


Fig. 5

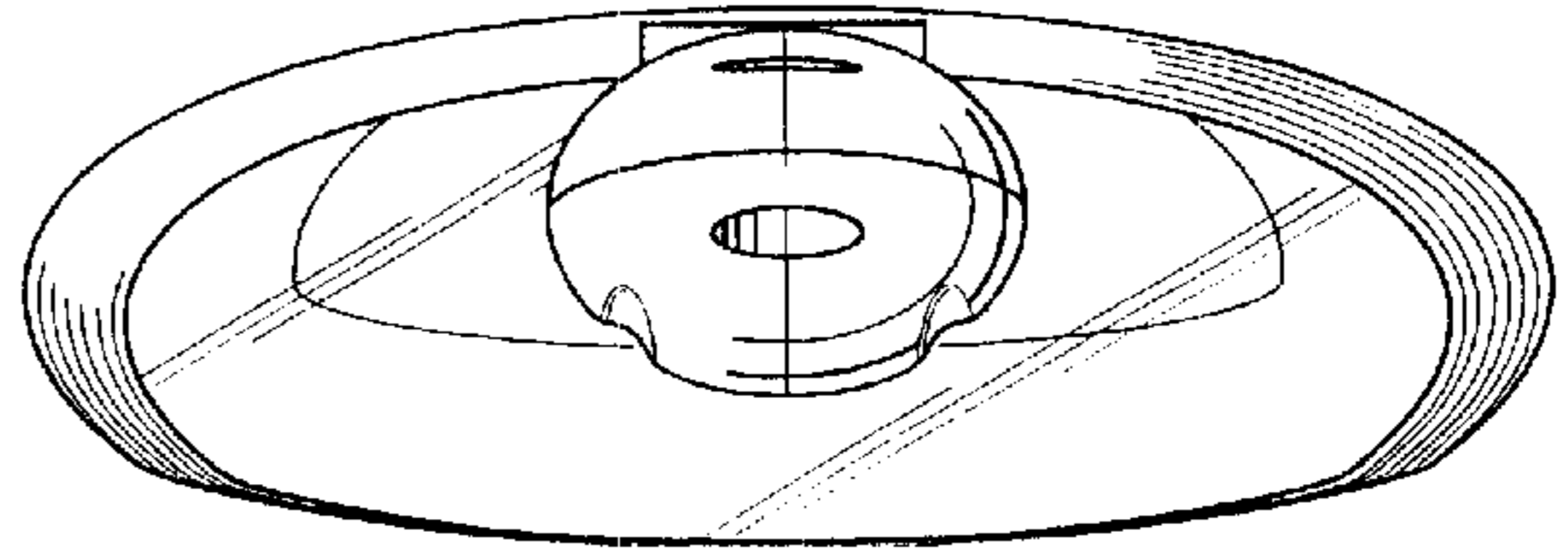


Fig. 6

