



US00D477189S

(12) **United States Design Patent**
Bull et al.

(10) **Patent No.:** **US D477,189 S**

(45) **Date of Patent:** **** Jul. 15, 2003**

(54) **TONGS**

(75) Inventors: **Jeffrey Bull**, Naperville, IL (US);
Daniel Tagtow, Austin, TX (US)

(73) Assignee: **Wilton Industries, Inc.**, Woodridge, IL (US)

(**) Term: **14 Years**

(21) Appl. No.: **29/163,643**

(22) Filed: **Jul. 10, 2002**

(51) **LOC (7) Cl.** **07-06**

(52) **U.S. Cl.** **D7/686**

(58) **Field of Search** D7/683, 686, 687,
D7/691, 692, 393, 395, 401.2; 294/1.1,
3, 8.5, 11, 16, 99.1, 99.2, 118, 119

(56) **References Cited**

U.S. PATENT DOCUMENTS

D313,537 S * 1/1991 Chisholm D7/686

5,447,351 A * 9/1995 Klunder 294/99.2
D392,849 S * 3/1998 Zeller D7/686
D438,070 S * 2/2001 Kwok D7/692
D444,041 S 6/2001 Thuma

* cited by examiner

Primary Examiner—Terry A. Wallace

(74) *Attorney, Agent, or Firm*—Piper Rudnick

(57) **CLAIM**

The ornamental design for the tongs, as shown.

DESCRIPTION

FIG. 1 is a perspective view of the tongs;
FIG. 2 is a left side elevational view of the tongs;
FIG. 3 is a back elevational view of the tongs;
FIG. 4 is a right side elevational view of the tongs;
FIG. 5 is front elevational view of the tongs;
FIG. 6 is a top plan view of the tongs; and,
FIG. 7 is a bottom plan view of the tongs.

1 Claim, 3 Drawing Sheets

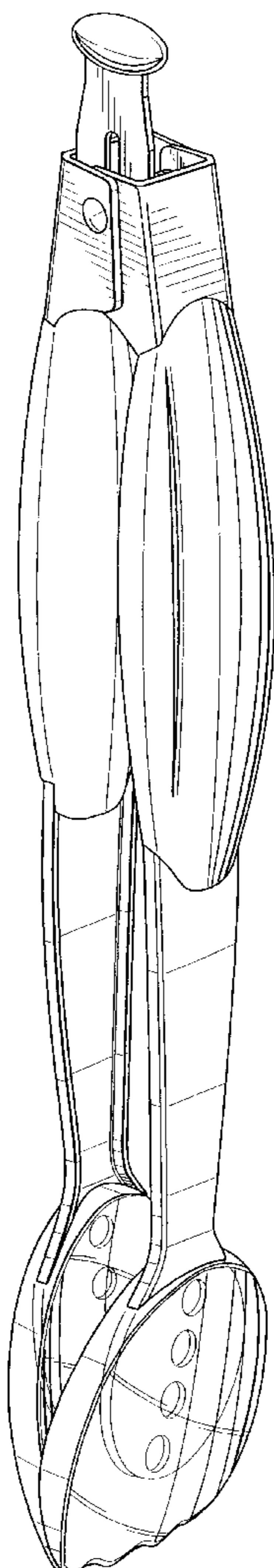
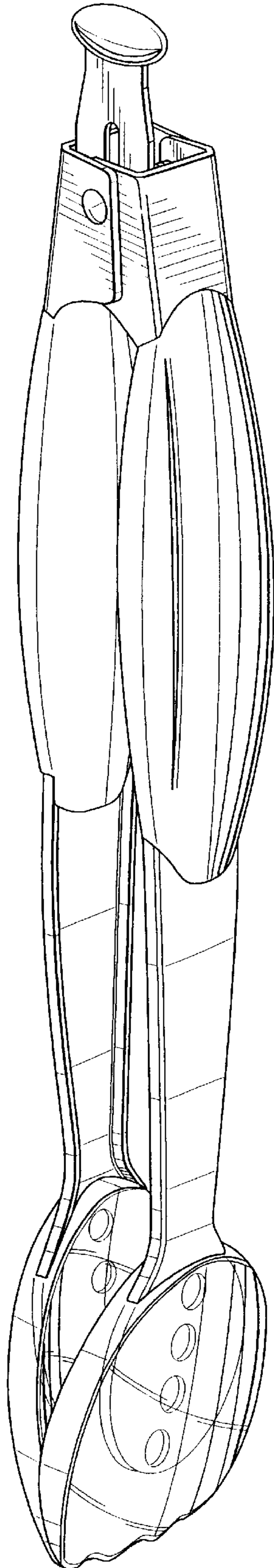


Fig. 1



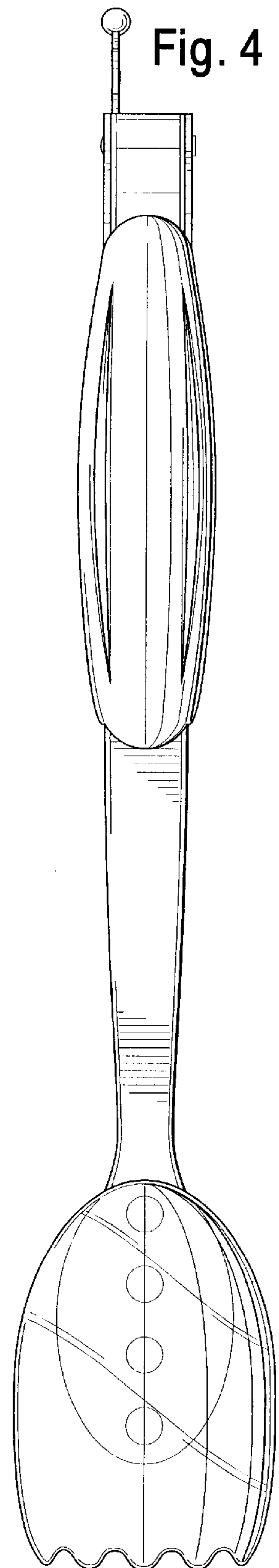
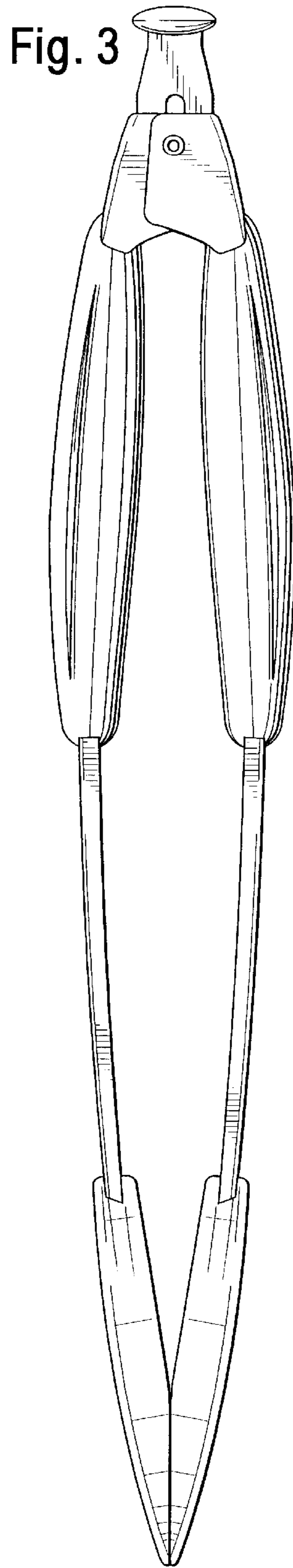
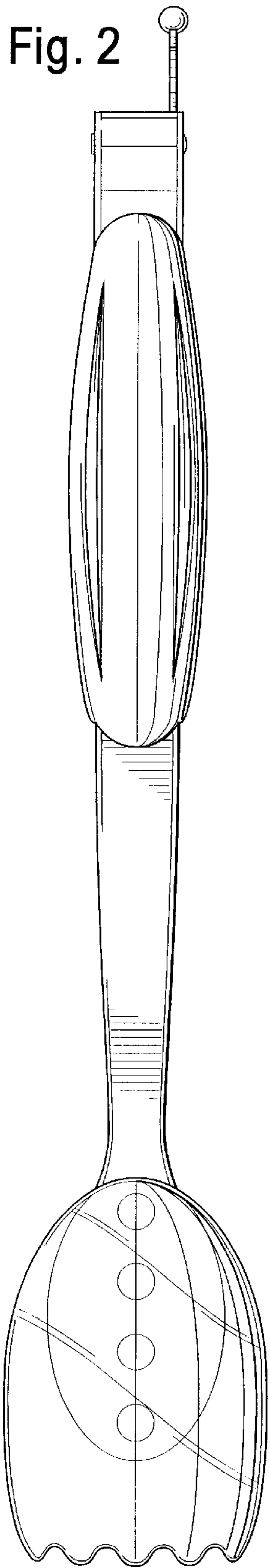


Fig. 5

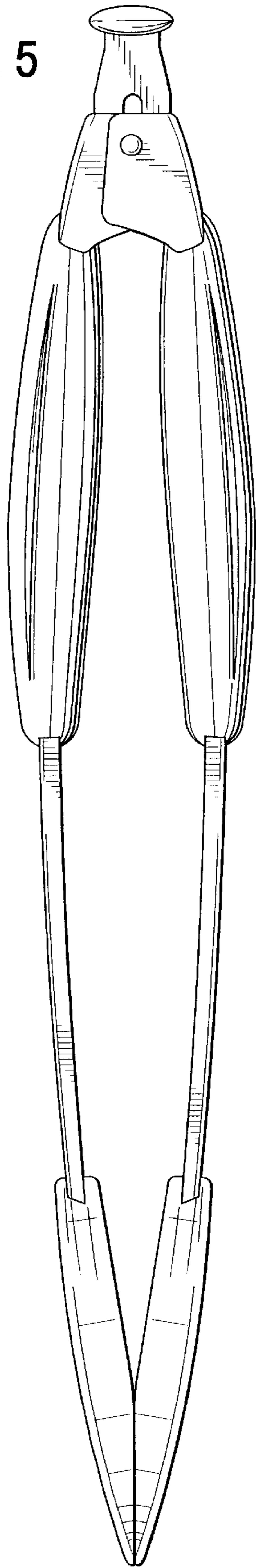


Fig. 6

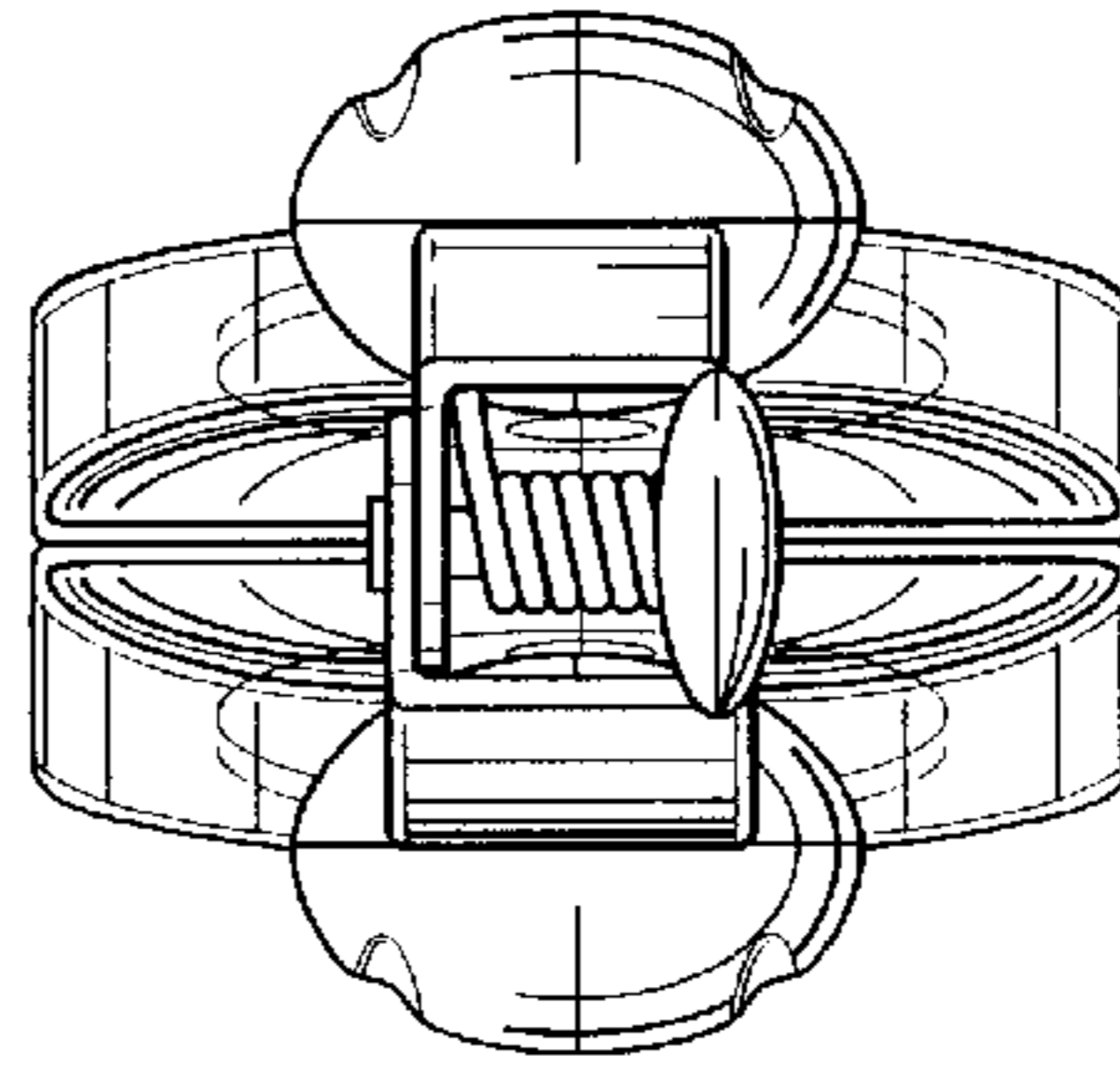


Fig. 7

