



US00D477188S

(12) **United States Design Patent**  
**Faria**

(10) **Patent No.:** **US D477,188 S**

(45) **Date of Patent:** **\*\* Jul. 15, 2003**

(54) **CONDIMENT HOLDER**

(76) **Inventor:** **Christopher Mario Faria**, 2674 Megan Ct., Palm Harbor, FL (US) 34684

(\*\*) **Term:** **14 Years**

(21) **Appl. No.:** **29/161,326**

(22) **Filed:** **May 28, 2002**

(51) **LOC (7) Cl.** ..... **07-06**

(52) **U.S. Cl.** ..... **D7/590; D7/708; D7/632**

(58) **Field of Search** ..... D7/590, 631, 632, D7/701, 707, 708; D6/449, 455, 457, 466, 467, 512, 513, 535; D19/65, 75, 77, 81, 84; 206/557, 561, 562-564; 211/13.1, 49.1, 50, 51, 71.01, 74, 75; 221/33-63; 312/50, 60, 61

(56) **References Cited**

**U.S. PATENT DOCUMENTS**

2,080,691 A \* 5/1937 Broeren ..... 221/55  
4,838,454 A \* 6/1989 Salzman et al. .... 221/57

D336,597 S \* 6/1993 Renquist et al. .... D7/631  
D375,228 S \* 11/1996 Rhodes ..... D7/590  
D419,401 S \* 1/2000 Adamson et al. .... D7/701  
D447,387 S \* 9/2001 Von Wolff ..... D7/590

\* cited by examiner

*Primary Examiner*—Terry A. Wallace

(57) **CLAIM**

The ornamental design for a condiment holder, as shown and described.

**DESCRIPTION**

FIG. 1 is a front elevational view of a condiment holder showing my new design, the rear elevational view being the same thereas;

FIG. 2 is a side view, taken from the left side of FIG. 1;

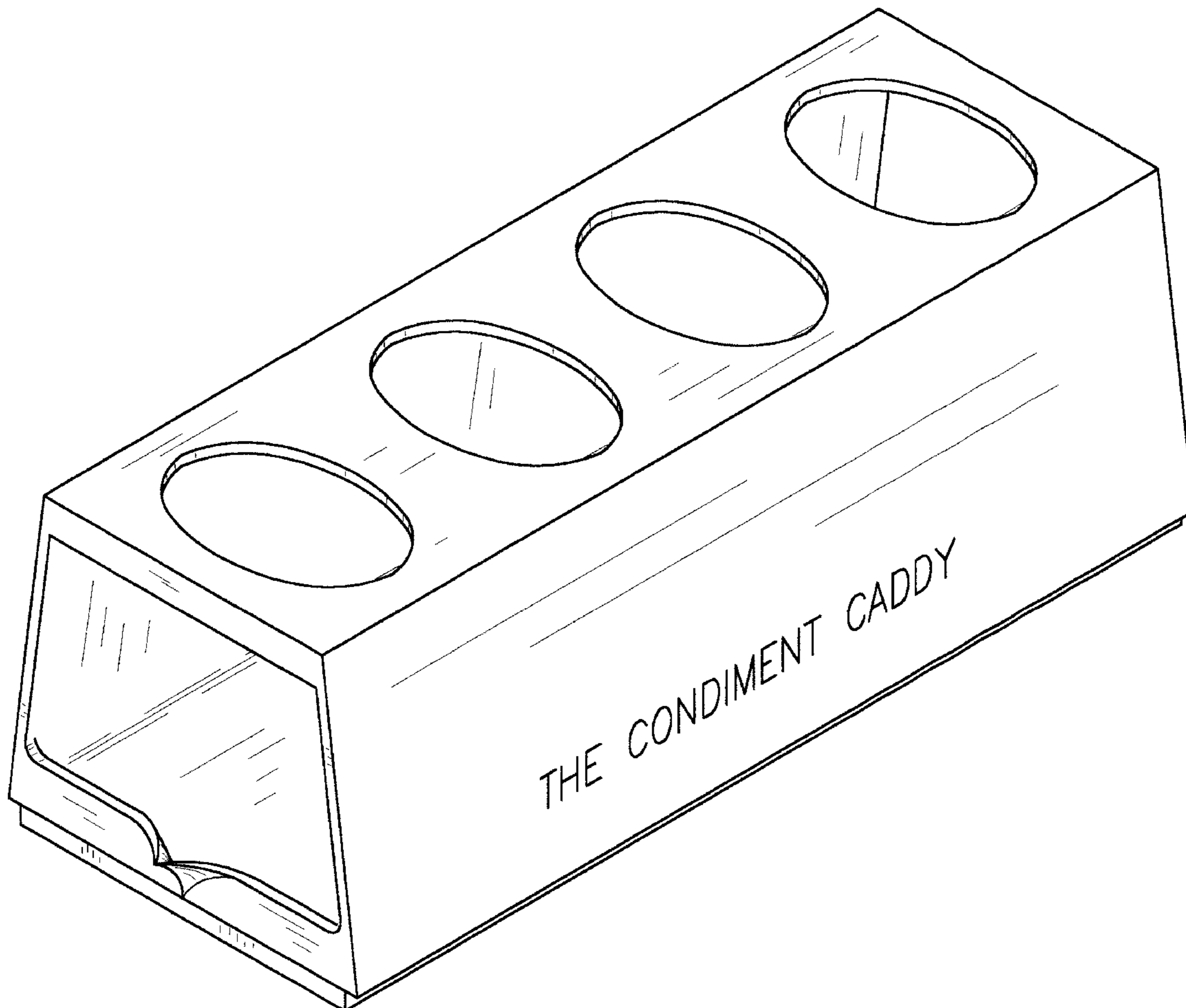
FIG. 3 is a side view, taken from the right side of FIG. 1;

FIG. 4 is a top plan view thereof;

FIG. 5 is a bottom plan view thereof; and,

FIG. 6 is a perspective view thereof.

**1 Claim, 5 Drawing Sheets**






FIG. 1

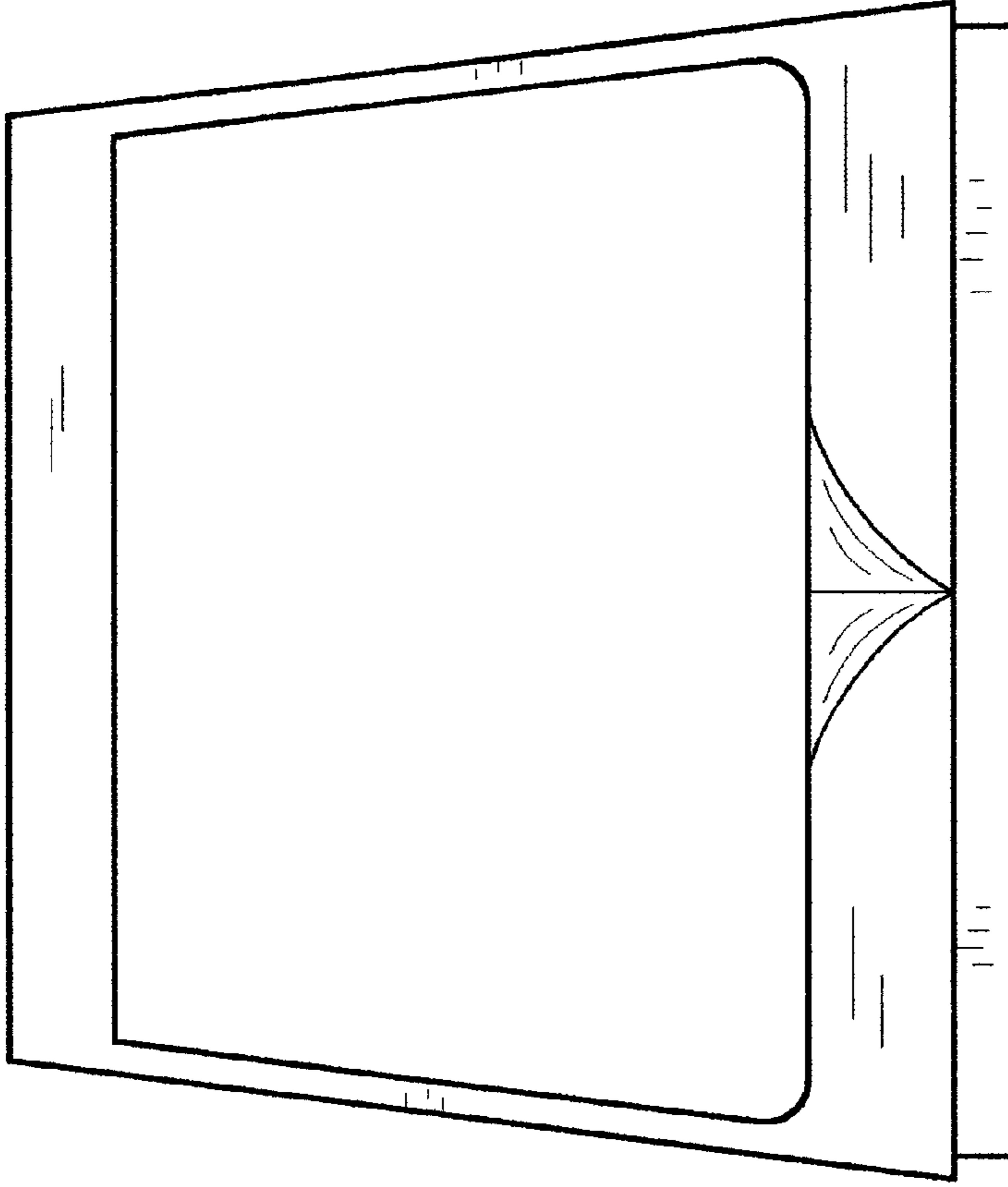


FIG. 3

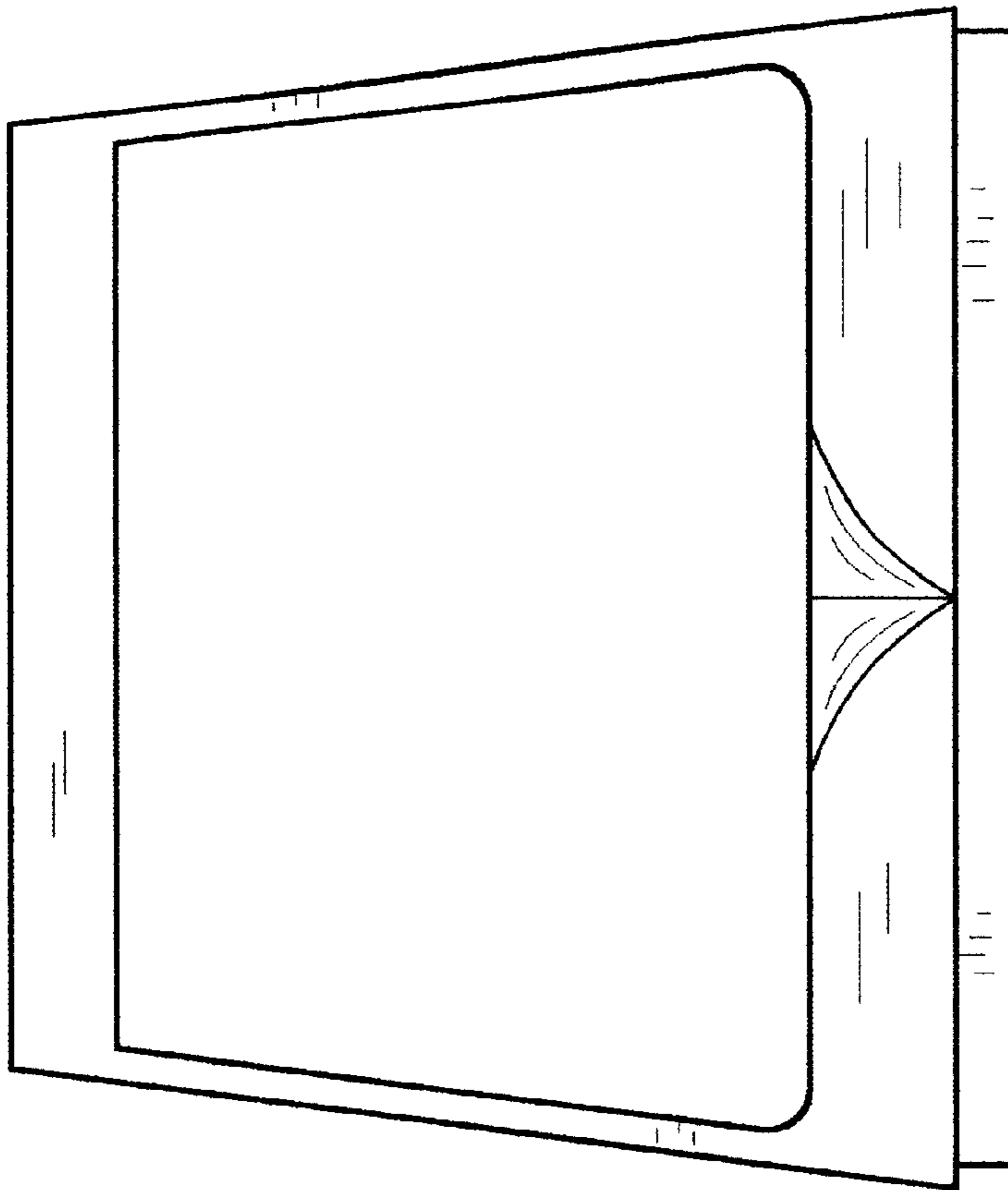


FIG. 2

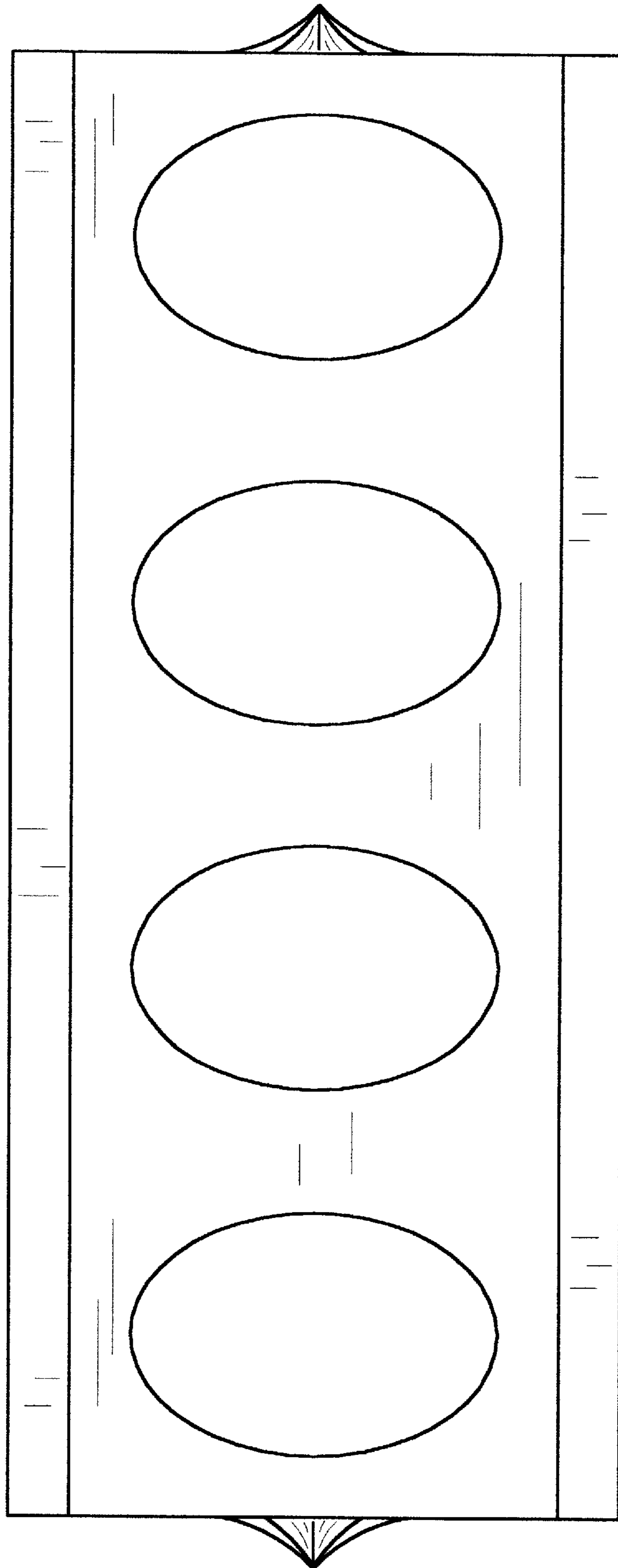


FIG. 4




FIG. 5

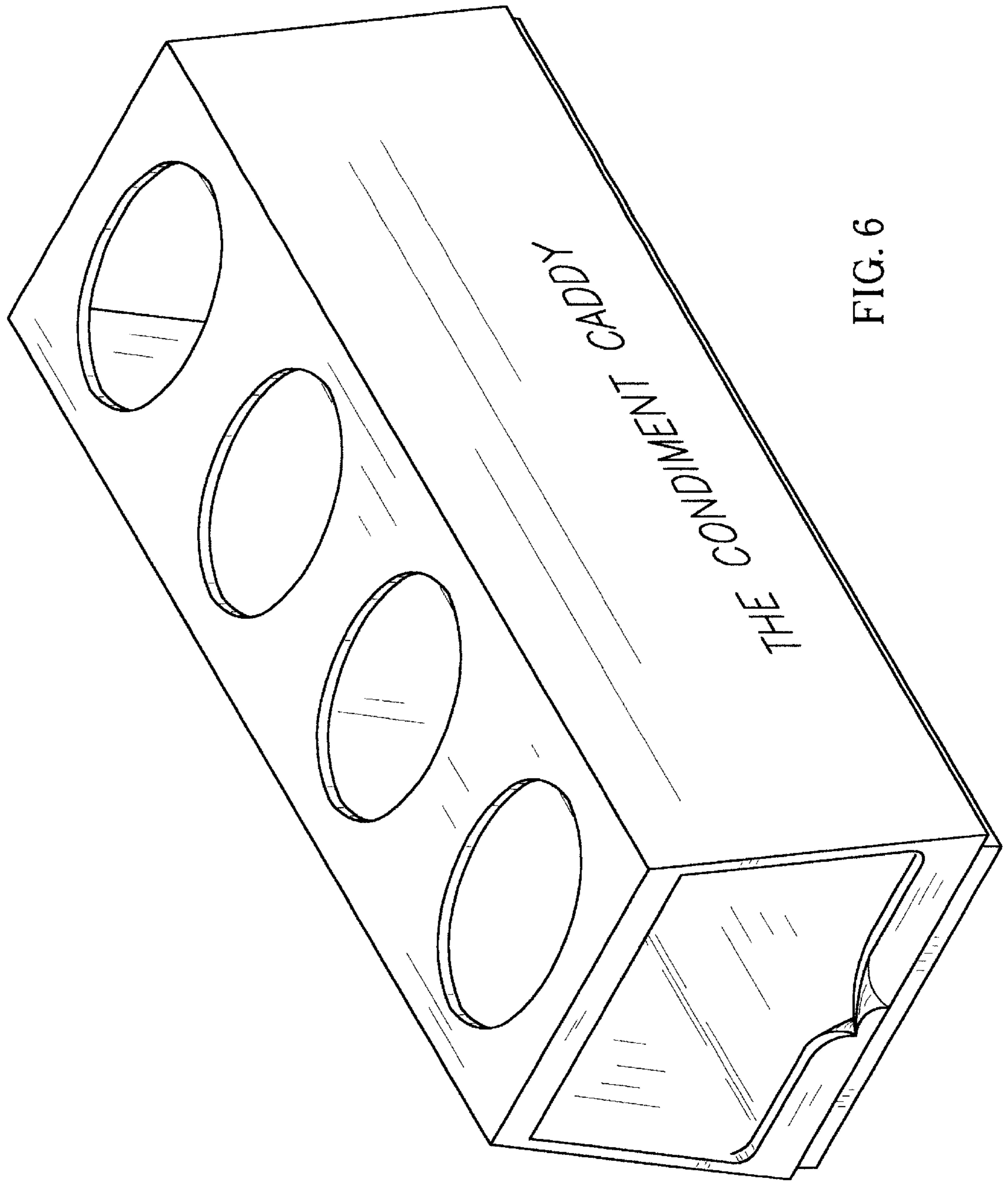


FIG. 6