



US00D477183S

(12) **United States Design Patent**
Janky

(10) **Patent No.:** **US D477,183 S**

(45) **Date of Patent:** **** Jul. 15, 2003**

(54) **TUMBLER**

(75) Inventor: **Gregory T. Janky**, Sammamish, WA
(US)

(73) Assignee: **Pacific Market, Inc.**, Seattle, WA (US)

(**) Term: **14 Years**

(21) Appl. No.: **29/151,191**

(22) Filed: **Nov. 1, 2001**

(51) **LOC (7) Cl.** **07-01**

(52) **U.S. Cl.** **D7/509; D7/510**

(58) **Field of Search** D7/509, 510, 511,
D7/523, 531, 532, 535, 619, 507; 222/568,
129; 210/120, 136; 220/703, 603, 714,
719, 711, 671, 715, 592.16, 592.17; 215/387,
167; D24/197

(56) **References Cited**

U.S. PATENT DOCUMENTS

1,128,216 A	2/1915	Anderson	
D88,258 S	11/1932	Rose	
D111,766 S	10/1938	Hansen	
D217,826 S	6/1970	Benes	
D249,111 S	8/1978	Geyer	
4,151,923 A	5/1979	Bernardi	
D376,729 S	* 12/1996	Maki	D7/514
D383,037 S	9/1997	Asberg	
D384,860 S	10/1997	Trombly	
D404,256 S	1/1999	Asberg	
D406,985 S	3/1999	Trombly	
D408,221 S	4/1999	Asberg	
D409,446 S	5/1999	St. John et al.	
D433,876 S	11/2000	Freed	
D436,296 S	* 1/2001	Freed	D7/523
D437,185 S	2/2001	Freed	
D446,684 S	* 8/2001	Price	D7/509
D454,756 S	* 3/2002	Janky et al.	D7/510
D460,661 S	* 7/2002	Norris et al.	D7/533

D464,849 S	* 10/2002	Norris et al.	D7/523
D467,122 S	* 12/2002	Janky	D7/510
D469,309 S	* 1/2003	Janky	D7/510

OTHER PUBLICATIONS

Pacific Market, Inc., (design sold at least as early as 1996).
Pacific Market, Inc., (design disclosed at least as early as Jul. 2000).

Pacific Market, Inc., (design disclosed at least as early as Aug. 2000).

Pacific Market, Inc., (design disclosed at least as early as Oct. 20, 2000).

Tumbler #8852, Monongah Glass Company Catalog, p 167, Apr. 1920.

Tumbler #8735, Monongah Glass Company Catalog, p. 165, Apr. 1920.

* cited by examiner

Primary Examiner—M. N. Pandozzi

(74) *Attorney, Agent, or Firm*—Seed IP Law Group PLLC

(57) **CLAIM**

The ornamental design for an tumbler, as shown and described.

DESCRIPTION

FIG. 1 is a top right perspective view of an tumbler showing my new design. A lid shown in phantom lines is not a part of the claimed design but is included for better understanding of the invention.

FIG. 2 is a front elevational view of the design.

FIG. 3 is a right side elevational view of the design, the left side elevational view being a mirror image thereof.

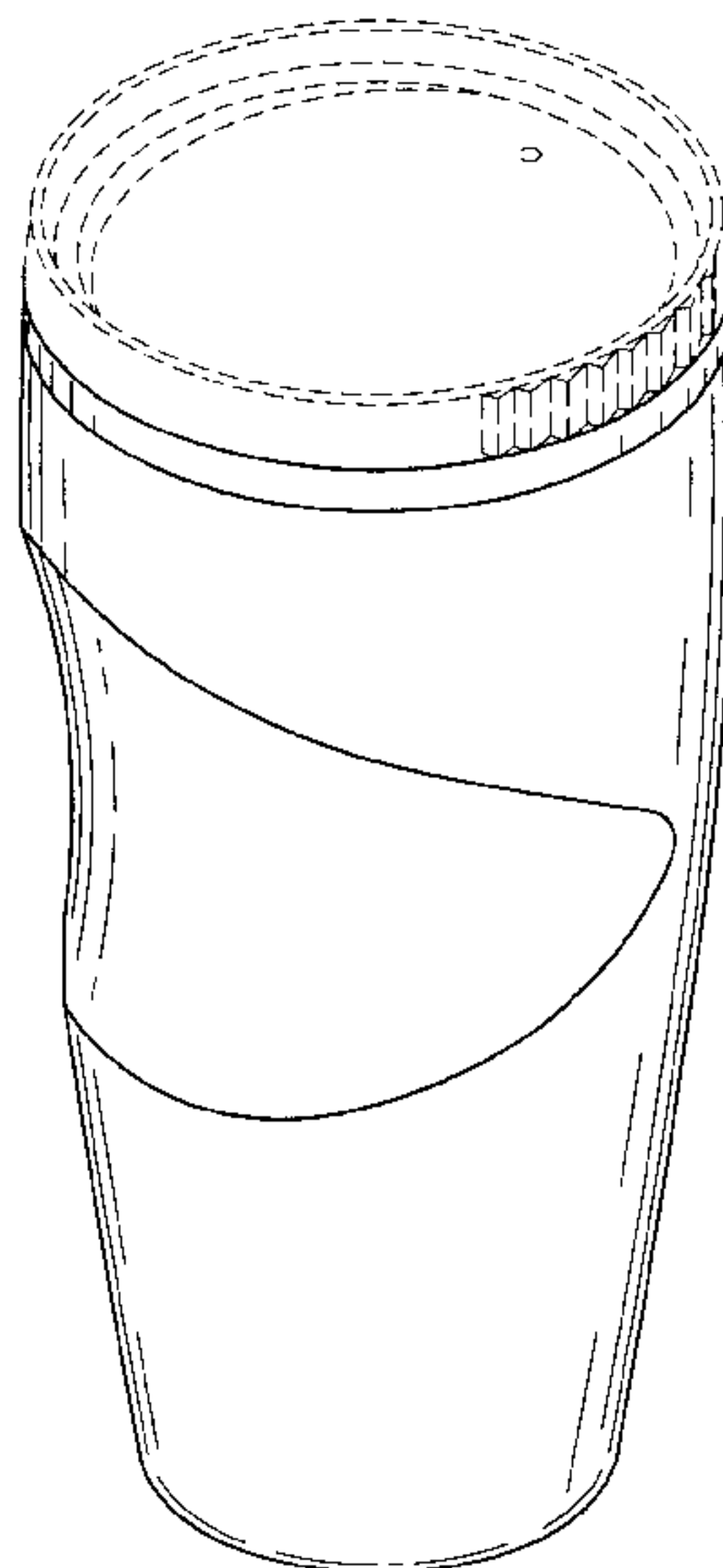
FIG. 4 is a rear elevational view of the design.

FIG. 5 is a bottom plan view of the design; and,

FIG. 6 is a top plan view of the design.

The broken line showing of a lid in FIG. 1 is for illustrative purposes only and forms no part of the claimed design.

1 Claim, 2 Drawing Sheets



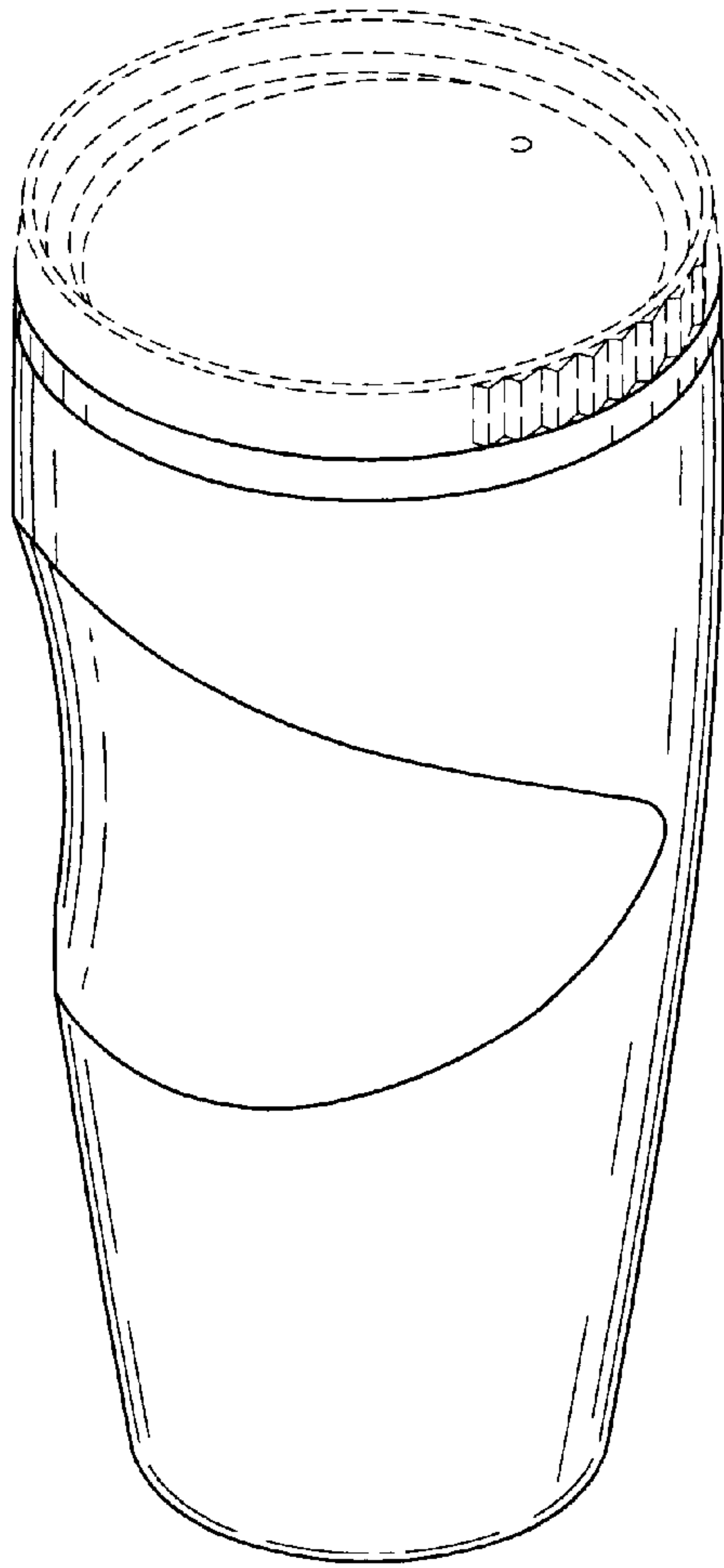


FIG. 1

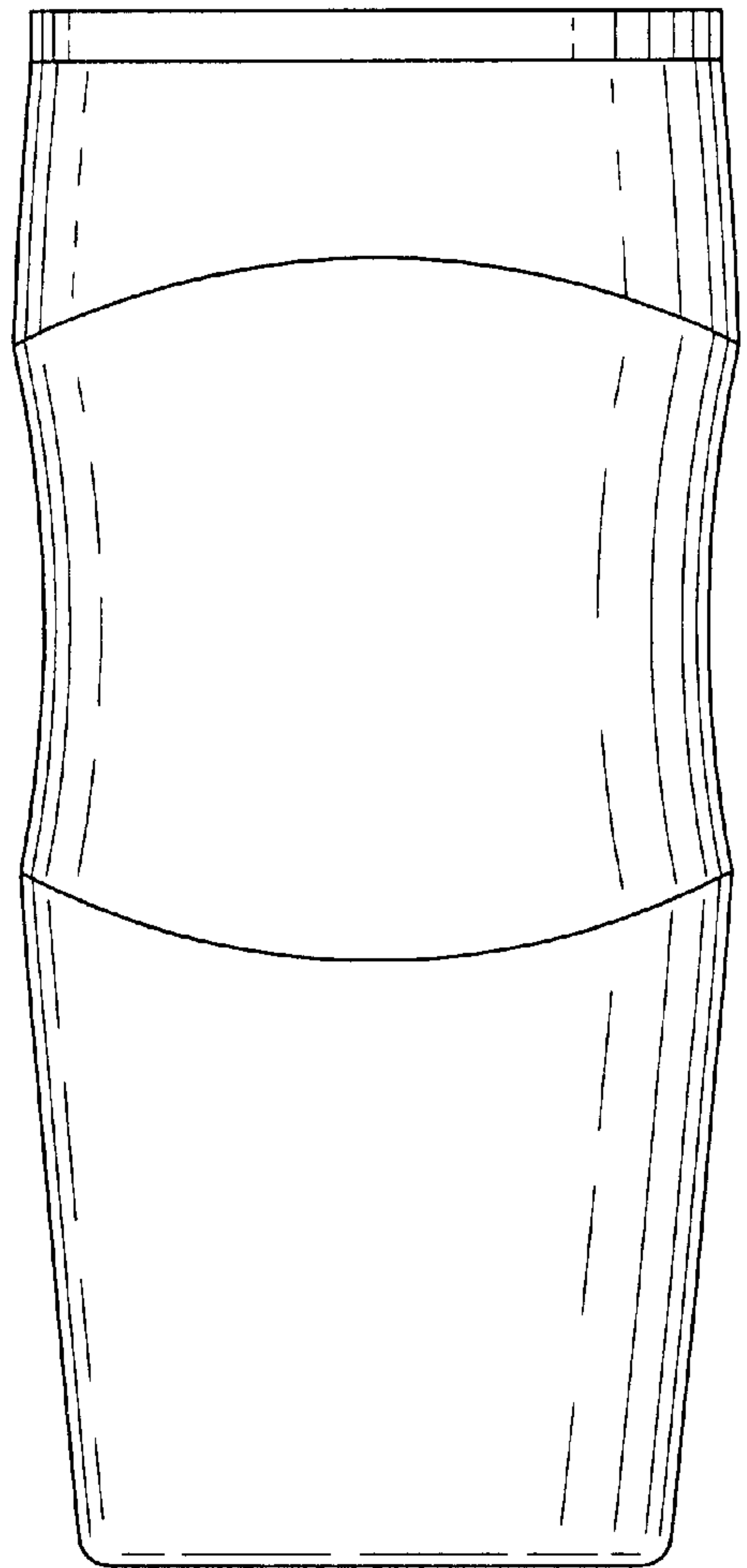


FIG. 2

FIG. 3

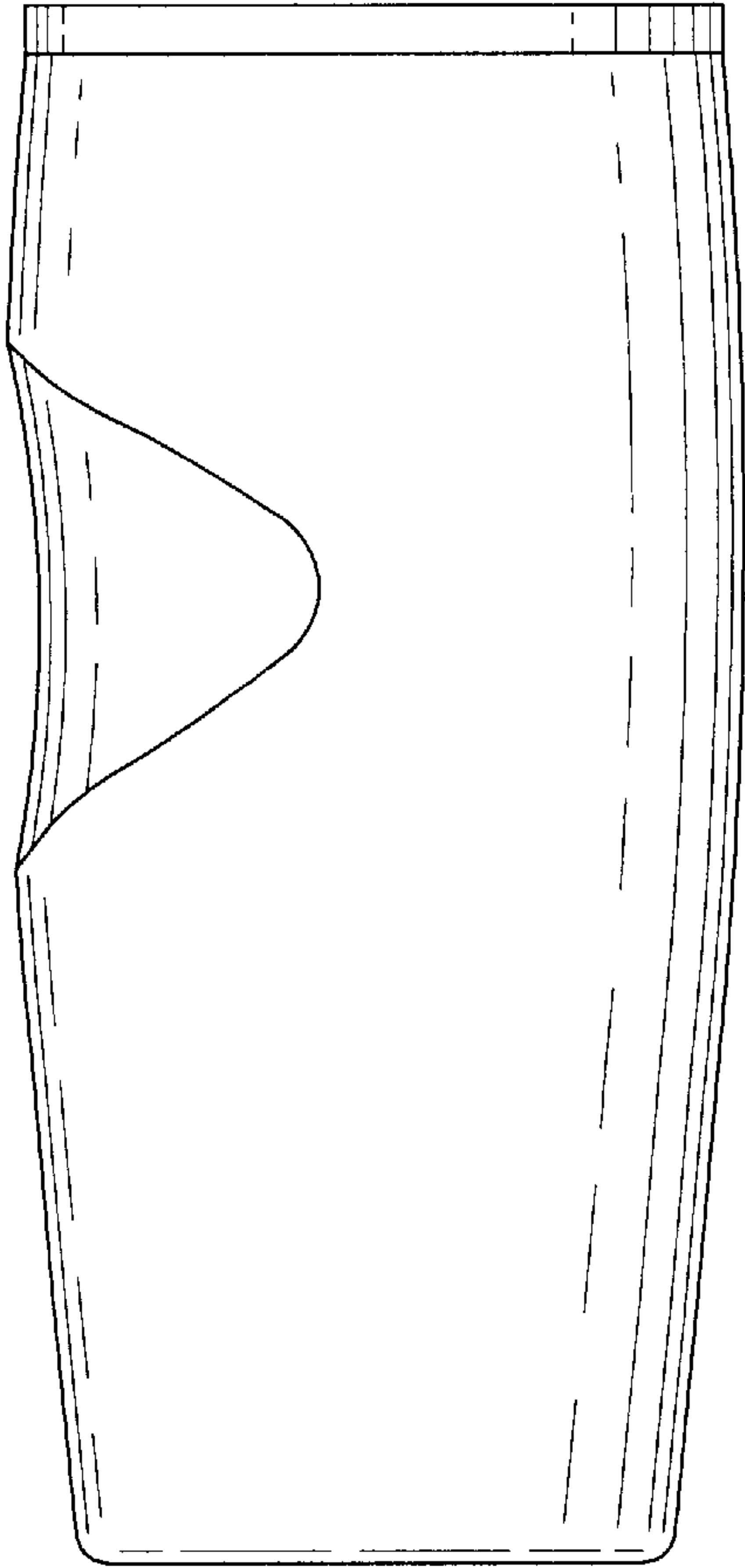


FIG. 4

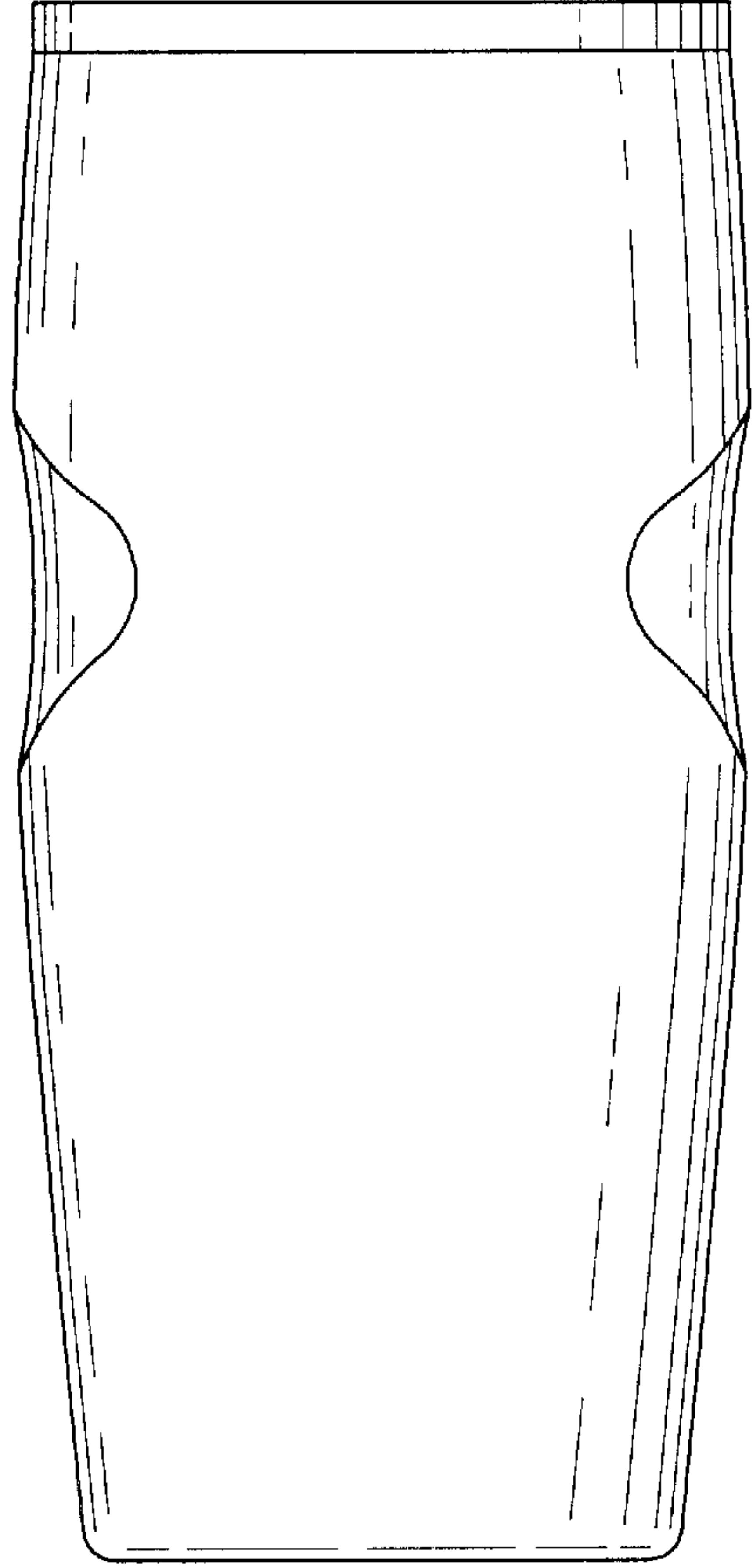


FIG. 5

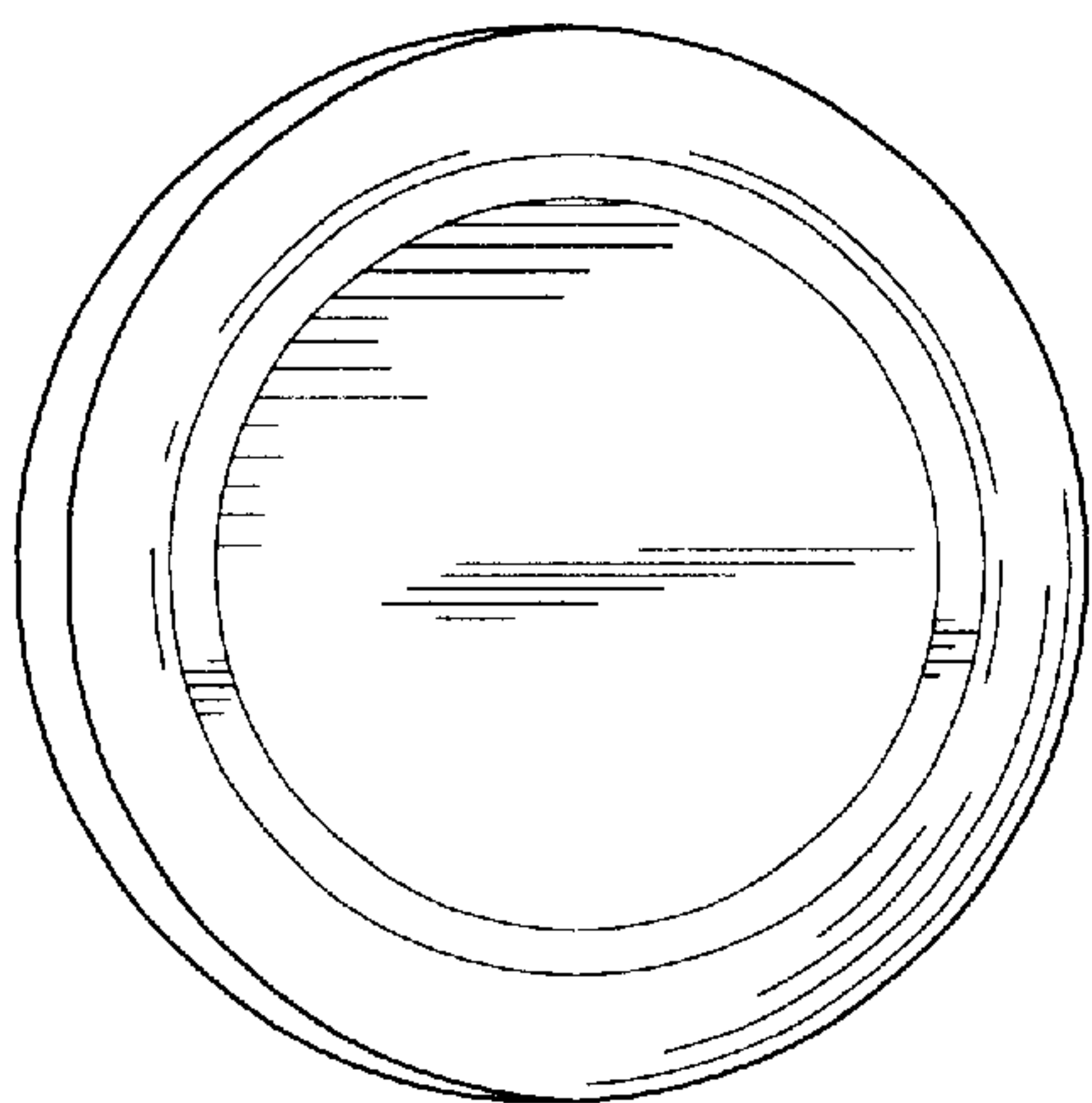


FIG. 6

