



US00D477178S

(12) **United States Design Patent**
Cornfield

(10) **Patent No.:** **US D477,178 S**

(45) **Date of Patent:** **** Jul. 15, 2003**

(54) **COOKER COVER**

(76) Inventor: **Randall Cornfield**, 7431 Kingsley #
501, Côte St-Luc, Québec (CA), H4W
1P1

(**) Term: **14 Years**

(21) Appl. No.: **29/137,205**

(22) Filed: **Feb. 16, 2001**

(51) **LOC (7) Cl.** **07-02**

(52) **U.S. Cl.** **D7/391**

(58) **Field of Search** D7/323, 354-361,
D7/391, 393; 99/339, 340, 401, 422; 220/573.1,
912

4,873,921 A	10/1989	Piane, Sr.	
D305,493 S	* 1/1990	Ryser D7/391
5,129,314 A	7/1992	Hu	
5,189,945 A	3/1993	Hennick	
5,239,916 A	8/1993	Hu	
5,241,900 A	9/1993	Piane, Sr.	
D347,142 S	* 5/1994	Falvo D7/391
5,345,062 A	9/1994	Maudal	
5,365,833 A	11/1994	Chen	
5,385,085 A	1/1995	Piane, Sr.	
D361,921 S	* 9/1995	Alim D7/393
5,511,466 A	* 4/1996	Dzibinski 99/339
D384,241 S	* 9/1997	Brasset D7/391
D418,009 S	* 12/1999	Banc D7/360
D425,751 S	* 5/2000	Yu et al. D7/391
D427,846 S	7/2000	Hajwanie	
D438,754 S	* 3/2001	Mendelson D7/391
6,360,654 B1	* 3/2002	Cornfield 99/339

(56) **References Cited**

U.S. PATENT DOCUMENTS

797,314 A	8/1905	Owens	
1,072,892 A	9/1913	Wilson	
2,622,591 A	12/1952	Bramberry	
D173,387 S	4/1954	Schnitzer	
2,674,536 A	4/1954	Fisher	
D199,747 S	* 12/1964	Farber D7/354
3,439,603 A	* 4/1969	Reames 99/355
3,470,944 A	10/1969	Segal	
3,719,507 A	3/1973	Bardeau	
3,808,963 A	5/1974	Ludena	
3,809,063 A	* 5/1974	Hajnal 126/376.1
D255,528 S	6/1980	Seager	
D266,818 S	11/1982	Trombly	
4,418,829 A	12/1983	Clay	
D274,402 S	* 6/1984	Ziskind D7/391
4,491,235 A	1/1985	Fournier et al.	
D278,403 S	* 4/1985	Cesaroni D7/360
4,528,975 A	7/1985	Wang	
4,574,777 A	3/1986	Bohl	
4,666,727 A	5/1987	Wang	

OTHER PUBLICATIONS

Purchase Order dated Jul. 19, 1999.
Purchase Order revision dated Sep. 15, 1999.
Sales Summary dated Feb. 18, 2000.

* cited by examiner

Primary Examiner—Caron D. Veynar
(74) *Attorney, Agent, or Firm*—Dorsey & Whitney LLP

(57) **CLAIM**

The ornamental design for a cooker cover, as shown and described.

DESCRIPTION

FIG. 1 is a full perspective view of a cooker cover, showing my new design;
FIG. 2 is a side view thereof; and,
FIG. 3 is a bottom view thereof.

1 Claim, 2 Drawing Sheets

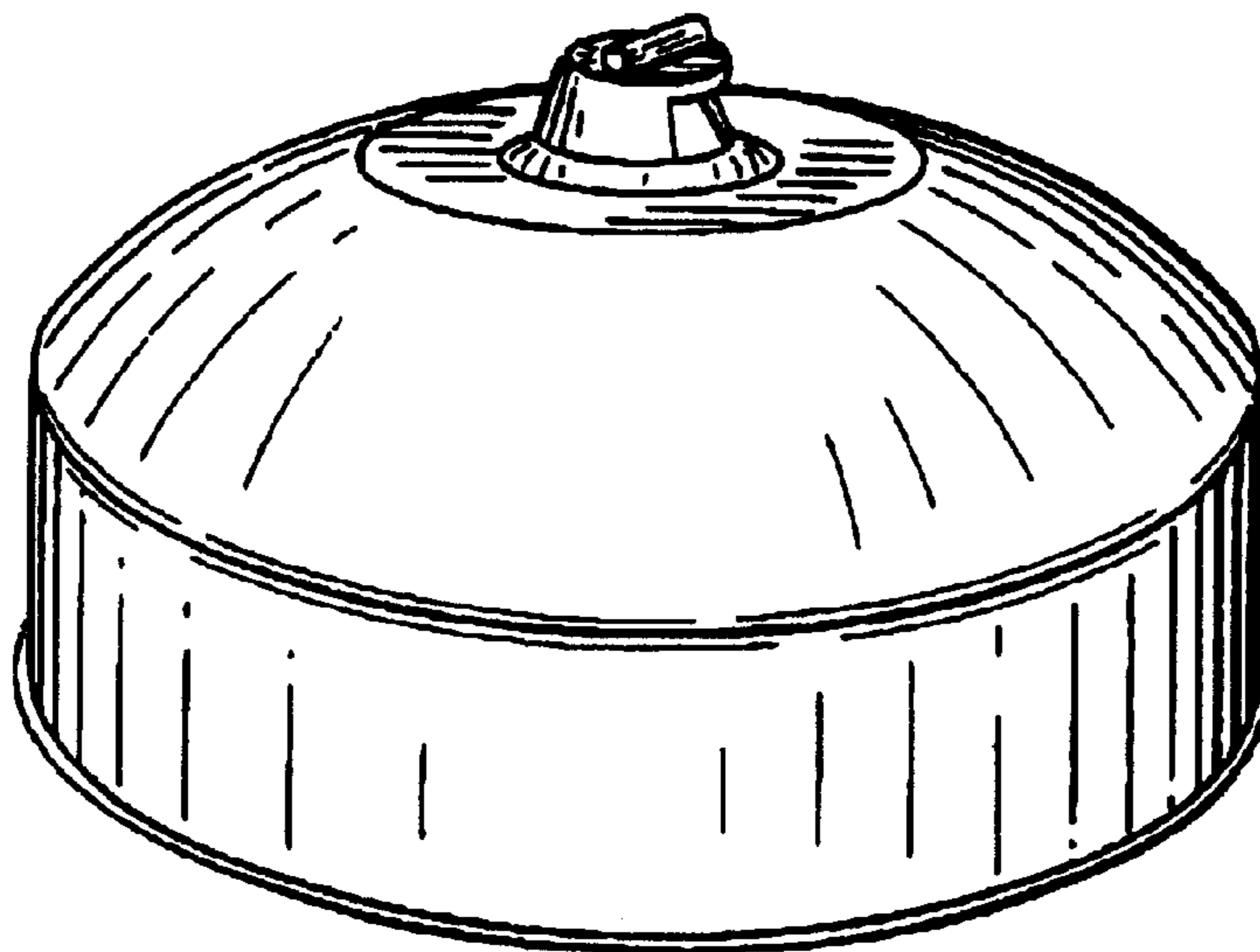


FIG. 1

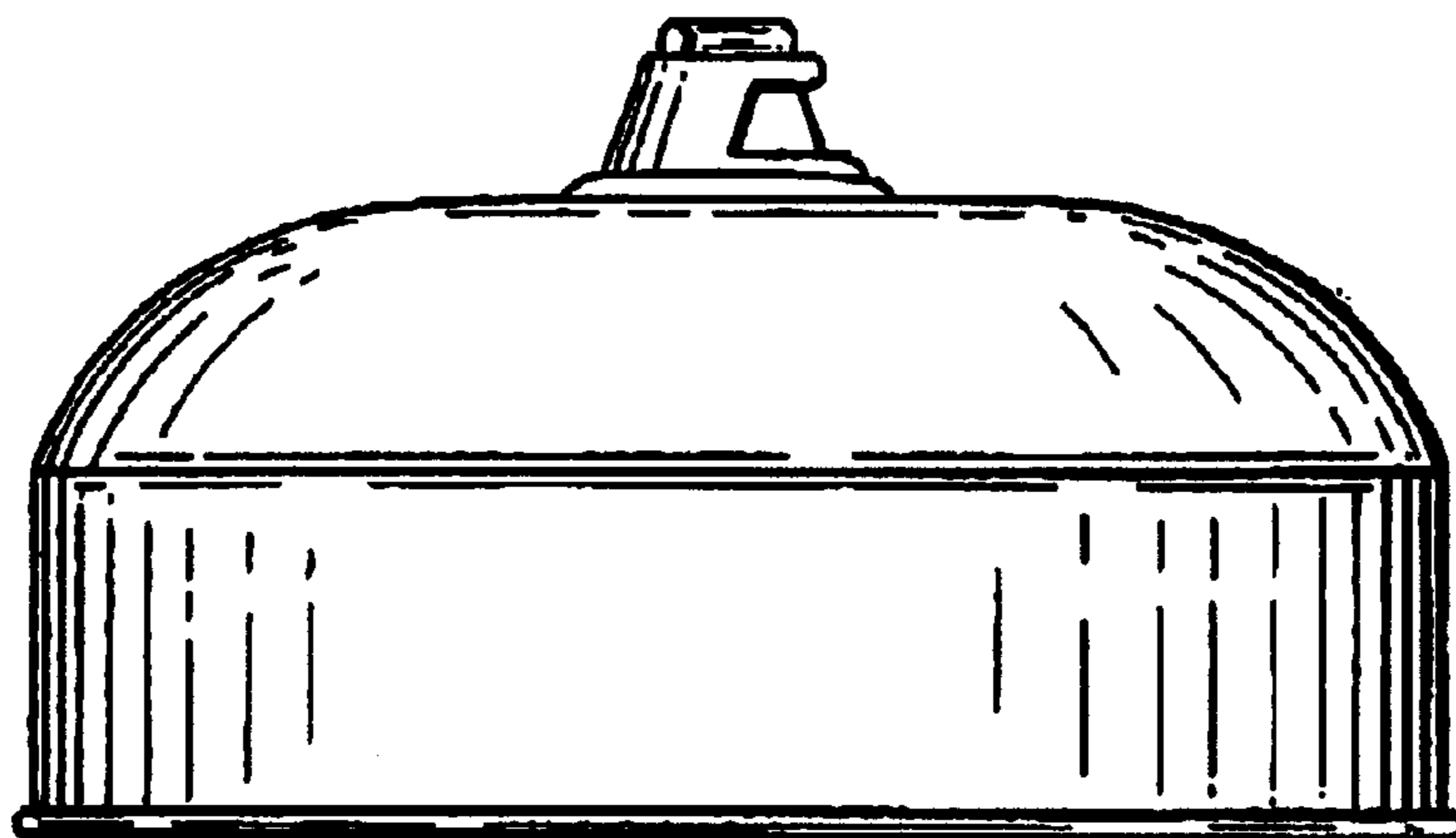
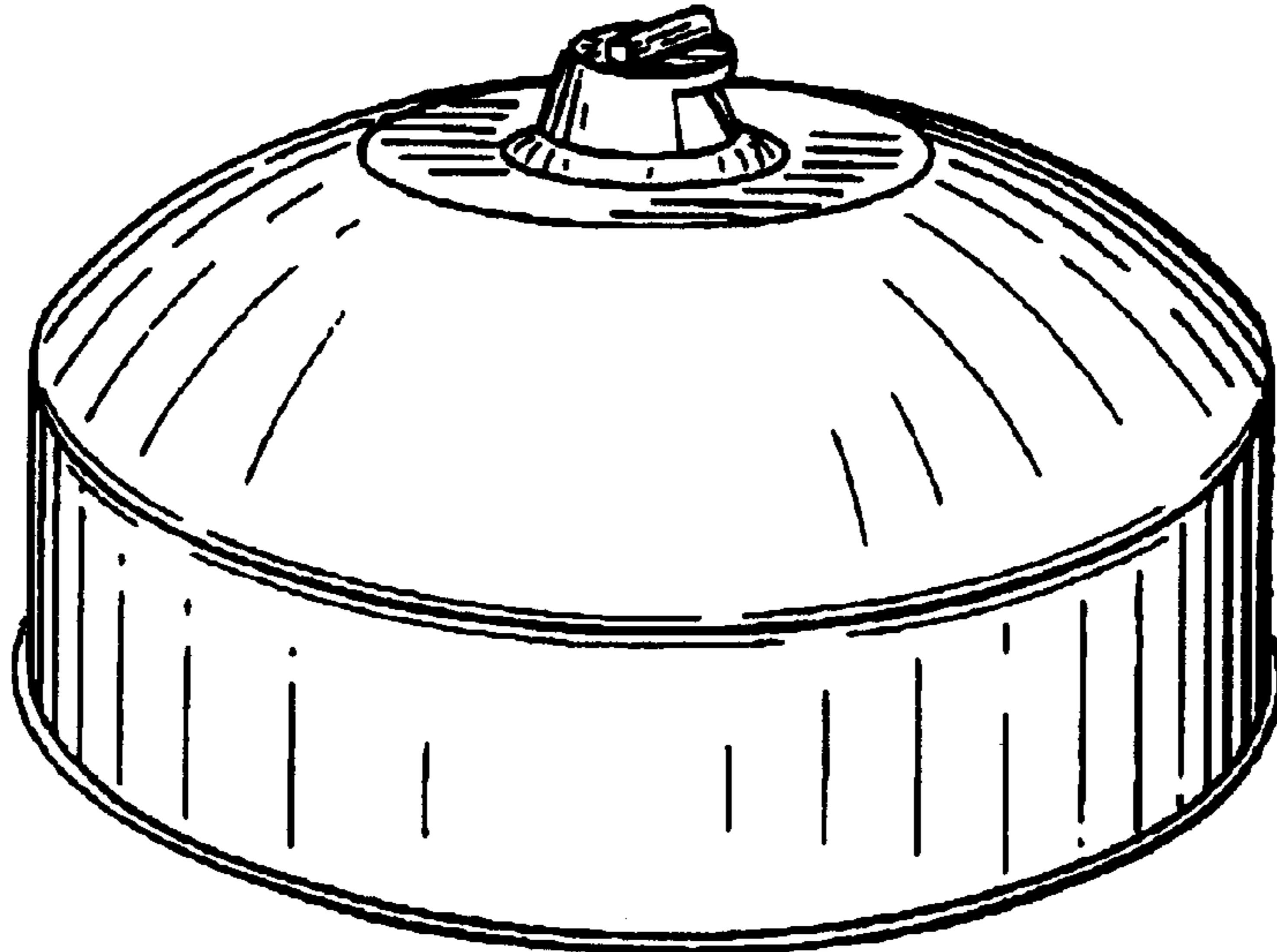


FIG. 2

FIG. 3

