



US00D477160S

(12) **United States Design Patent**
Grosfillex

(10) **Patent No.:** **US D477,160 S**

(45) **Date of Patent:** **** Jul. 15, 2003**

(54) **SHELVING UNIT**

(75) **Inventor:** **Raymond Grosfillex, Oyonnax (FR)**

(73) **Assignee:** **Grosfillex Sarl, Oyonnax (FR)**

(**) **Term:** **14 Years**

(21) **Appl. No.:** **29/166,361**

(22) **Filed:** **Aug. 27, 2002**

(30) **Foreign Application Priority Data**

Feb. 28, 2002 (WO) DMA/005 630

(51) **LOC (7) Cl.** **06-04**

(52) **U.S. Cl.** **D6/479**

(58) **Field of Search** D6/630, 477, 478,
D6/479; 108/59, 60, 61, 91, 92, 93, 149,
157.1, 158.11; 211/134, 186, 188, 182,
153, 175

(56) **References Cited**

U.S. PATENT DOCUMENTS

- D321,101 S * 10/1991 Zucker D6/479
- D367,784 S * 3/1996 Goetz D6/479
- D383,014 S * 9/1997 Sagol D6/479

- D383,624 S * 9/1997 Grosfillex D6/479
- D385,132 S * 10/1997 Sagol D6/479
- D386,019 S * 11/1997 Grosfillex D6/479
- 5,685,238 A * 11/1997 Chambers 108/193
- D400,739 S * 11/1998 Sheng D6/479
- D425,732 S * 5/2000 Grosfillex D6/479
- D429,582 S * 8/2000 Grosfillex D6/479
- 6,202,867 B1 * 3/2001 Di Blasi et al. 211/188

* cited by examiner

Primary Examiner—Cathron C. Brooks

(74) *Attorney, Agent, or Firm*—Dowell & Dowell, P.C.


(57) **CLAIM**

The ornamental design for a shelving unit, as shown and described.

DESCRIPTION

FIG. 1 is a front perspective view of a shelving unit showing my new design;
FIG. 2 is a front elevational view;
FIG. 3 is a rear elevational view;
FIG. 4 is a top plan view;
FIG. 5 is a right side view; and,
FIG. 6 is a left side view.

1 Claim, 2 Drawing Sheets



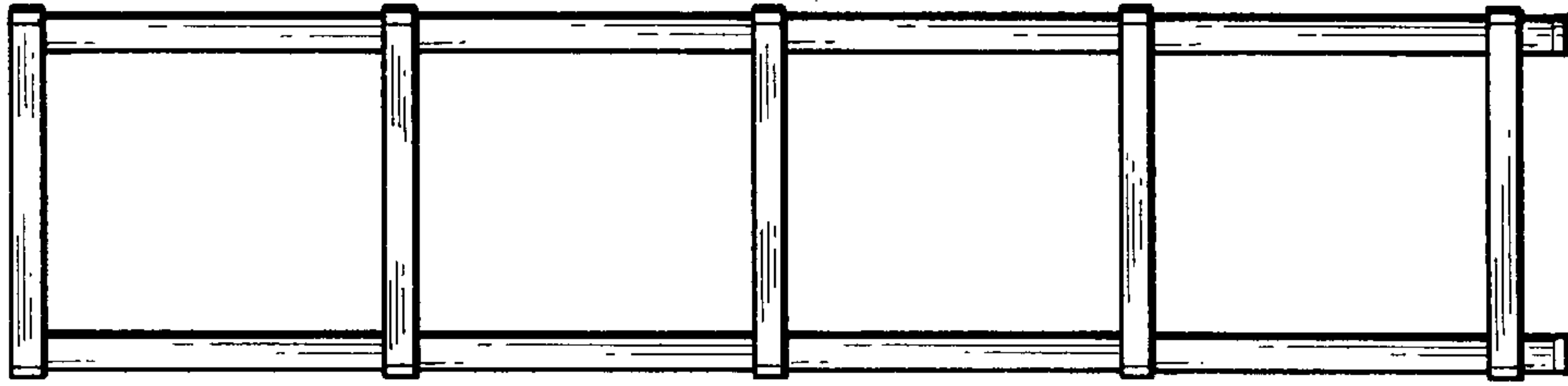


FIG. 6




FIG. 2

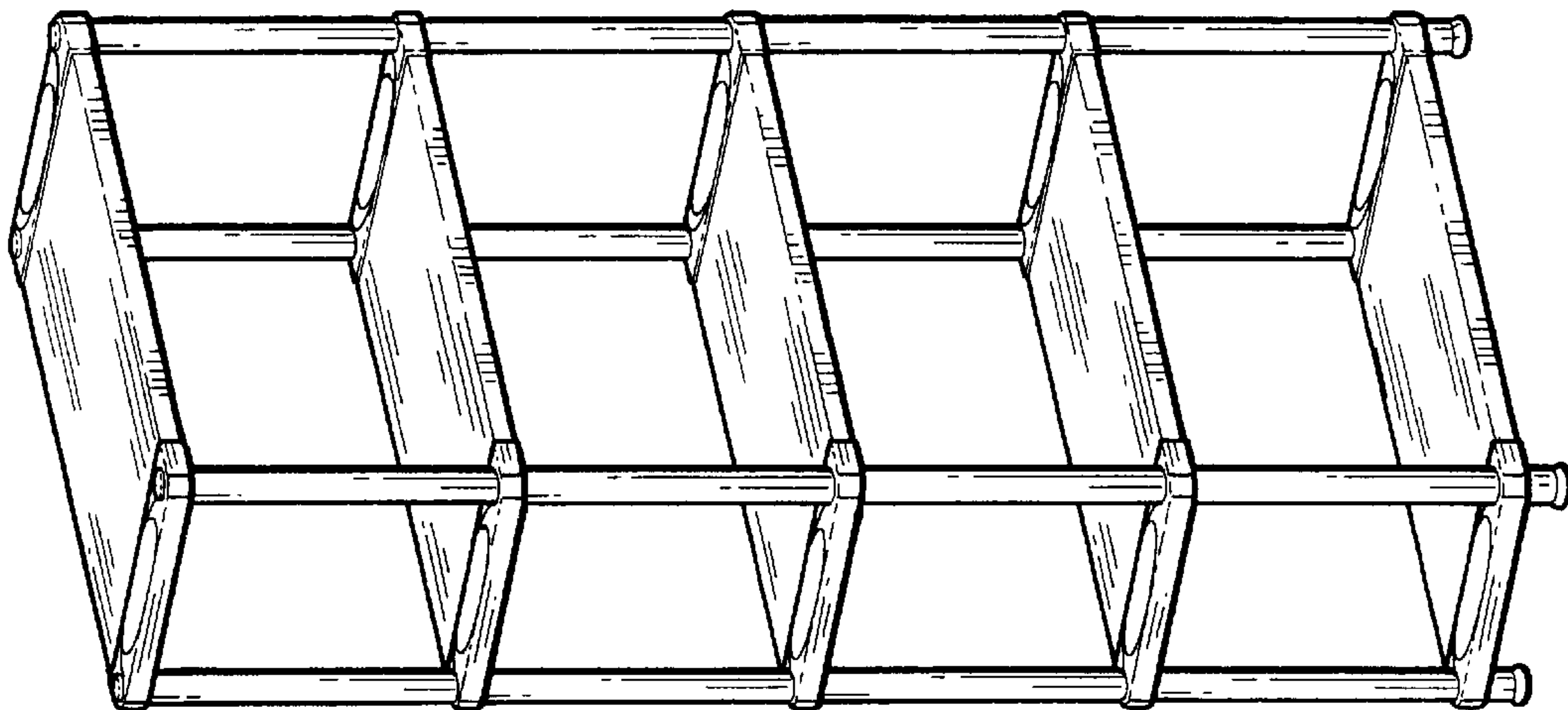


FIG. 1




FIG. 4




FIG. 5




FIG. 6