



US00D477148S

(12) **United States Design Patent**
Hood

(10) **Patent No.:** **US D477,148 S**

(45) **Date of Patent:** **** Jul. 15, 2003**

(54) **FISH-SHAPED GRIP FOR NAIL BRUSH**

(76) Inventor: **Lance L. Hood**, 416 17th Ave. East,
Seattle, WA (US) 98112

(**) Term: **14 Years**

(21) Appl. No.: **29/159,708**

(22) Filed: **Apr. 26, 2002**

(51) **LOC (7) Cl.** **04-02**

(52) **U.S. Cl.** **D4/125; D4/138**

(58) **Field of Search** D4/119, 124, 125,
D4/130, 134, 138; D21/599; 15/106, 159.1,
160, 167.3, 186, 187; 446/71-73, 296,
472

(56) **References Cited**

U.S. PATENT DOCUMENTS

D79,752 S	*	6/1929	Hill	D4/125
D83,303 S	*	2/1931	Brekke	D4/130
D98,536 S	*	2/1936	Maher	D4/130
D112,663 S	*	12/1938	Partridge	D4/125
D150,913 S	*	9/1948	Wagner	D4/119
D170,594 S	*	10/1953	Leonard et al.	D21/599 X
D337,486 S	*	7/1993	Maggiore	D21/599 X
5,261,847 A	*	11/1993	Cox	446/73
5,282,766 A	*	2/1994	Fleet	446/72
D416,687 S	*	11/1999	Cheng	D4/125

OTHER PUBLICATIONS

Hong Kong Enterprise, vol. 10, Oct. 1997, Jessica Aquatic
Collection Brush—Item No. BW-2020, p. 76.*

* cited by examiner

Primary Examiner—Alan P. Douglas
Assistant Examiner—Lavone D. Tabor
(74) *Attorney, Agent, or Firm*—John R. Benefiel

(57) **CLAIM**

The ornamental design for a fish shaped grip for a nail brush,
as shown and described.

DESCRIPTION

FIG. 1 is a top view of a grip for a nail brush according to
the present invention.

FIG. 2 is a bottom view of the nail brush grip shown in FIG.
1 the brush bristles shown in phantom lines not forming a
part of the invention.

FIG. 3 is a left end view of the nail brush grip shown in
FIGS. 1-2 the brush bristles not forming a part of the
invention.

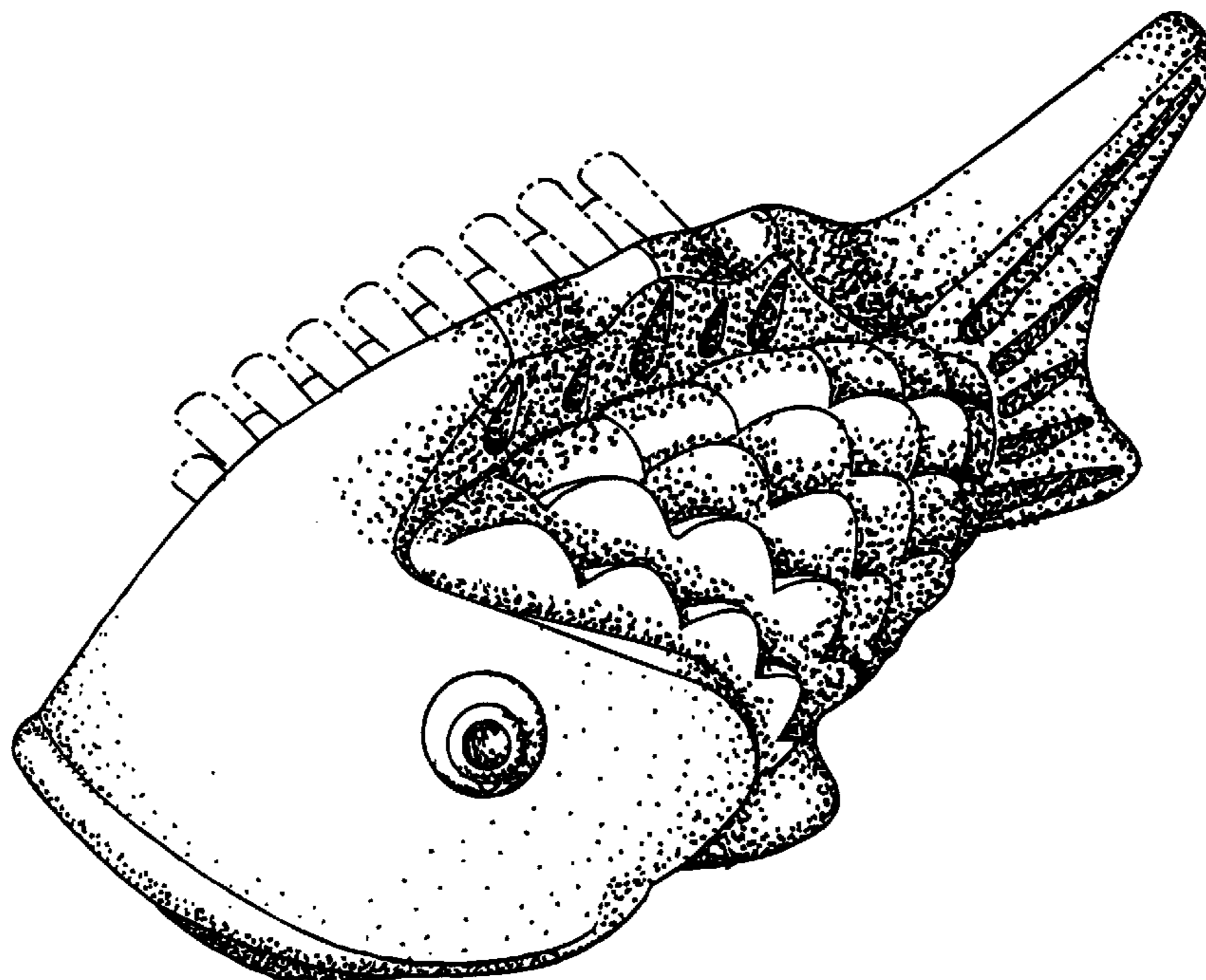
FIG. 4 is a right end view of the nail brush grip shown in
FIGS. 1-3 the brush bristles shown in phantom lines not
forming a part of the invention.

FIG. 5 is a front view of the nail brush grip shown in FIGS.
1-4 the brush bristles shown in phantom lines not forming
a part of the invention.

FIG. 6 is a rear view of the nail brush grip shown in FIGS.
1-5 the brush bristles shown in phantom lines not forming
a part the invention; and,

FIG. 7 is an enlarged perspective view of the nail brush grip
shown in FIGS. 1-6 the brush bristles shown in phantom
lines not forming a part of the invention.

1 Claim, 2 Drawing Sheets






FIG - 1

FIG - 2

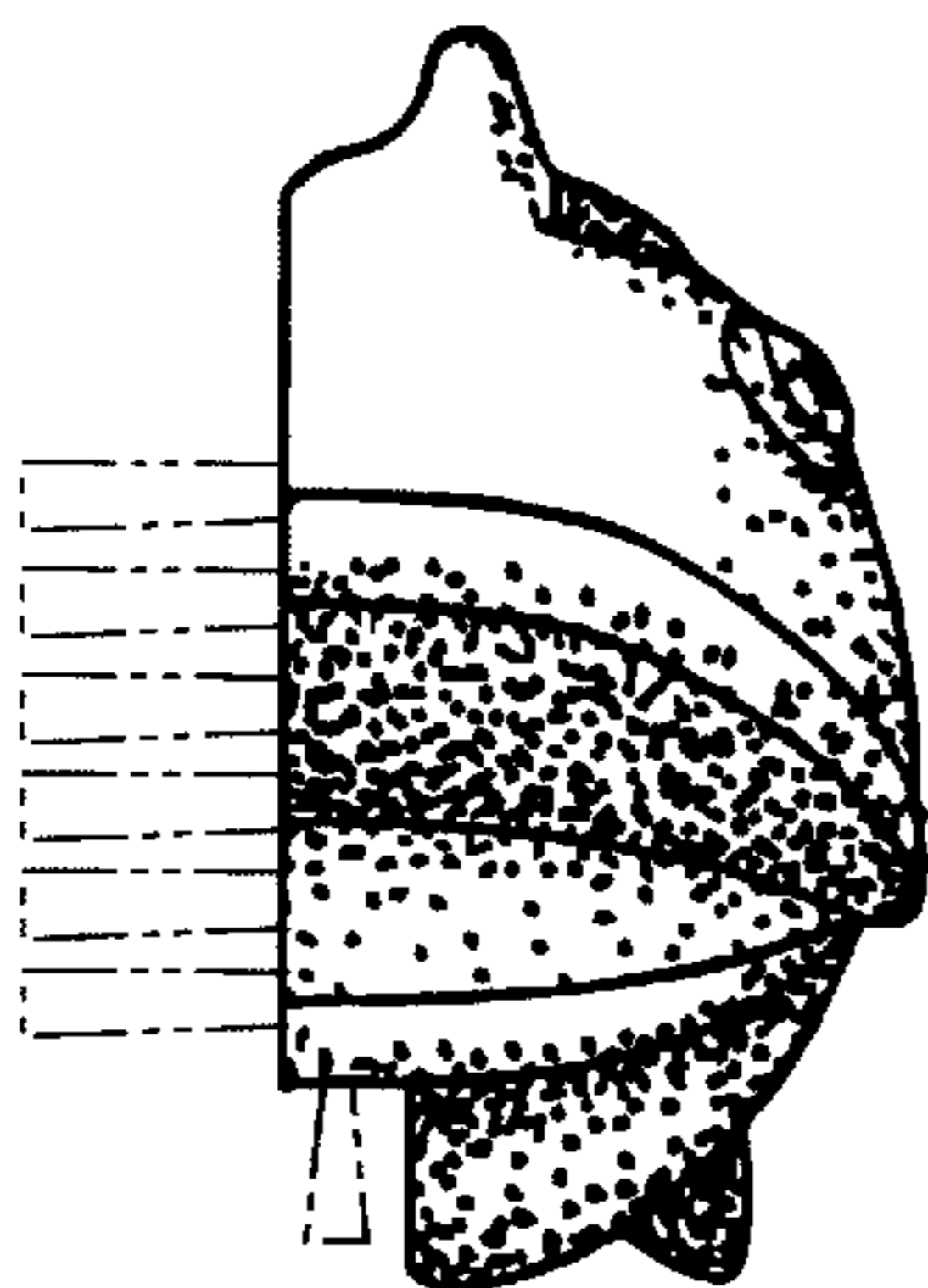
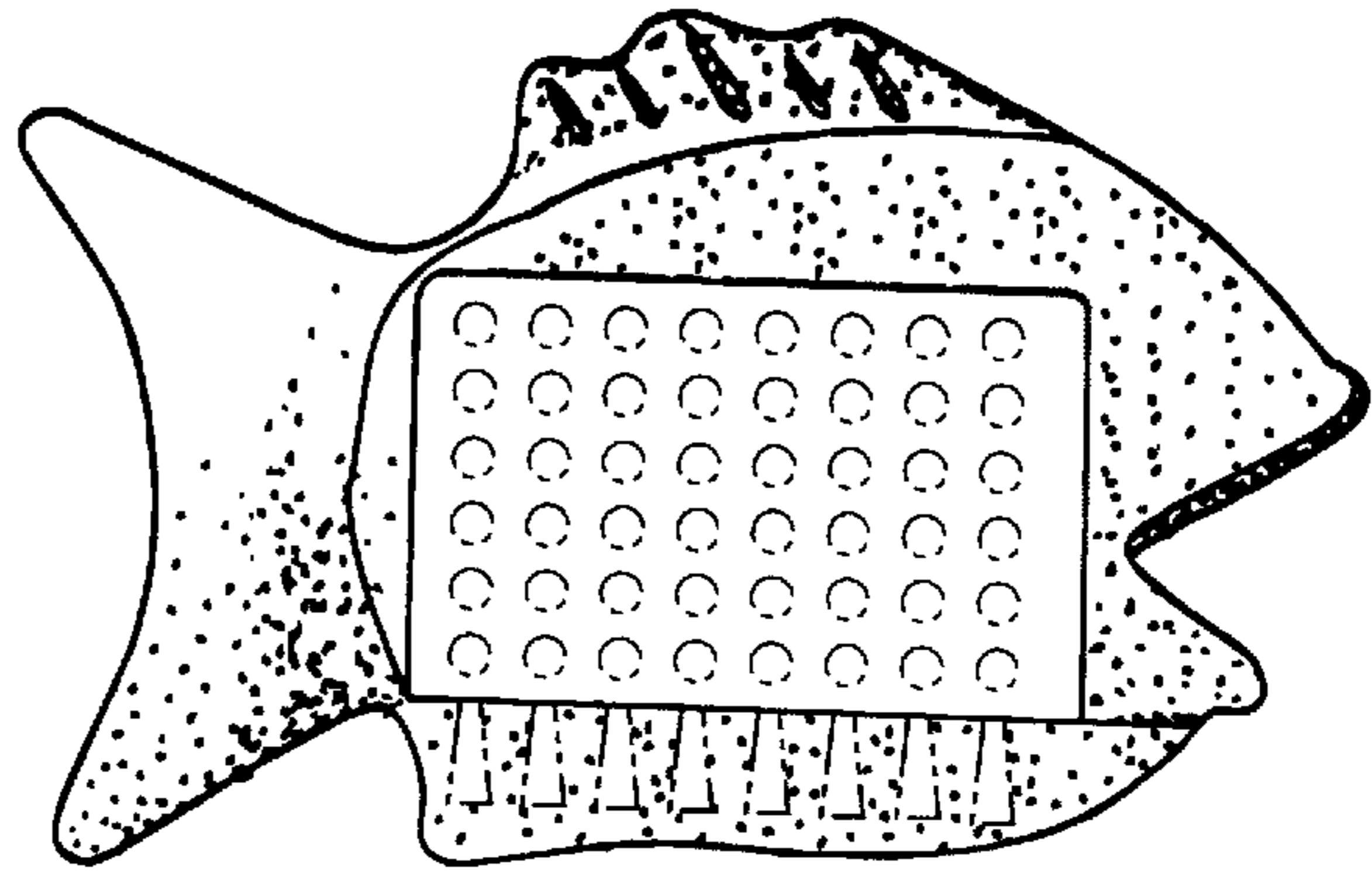


FIG - 3

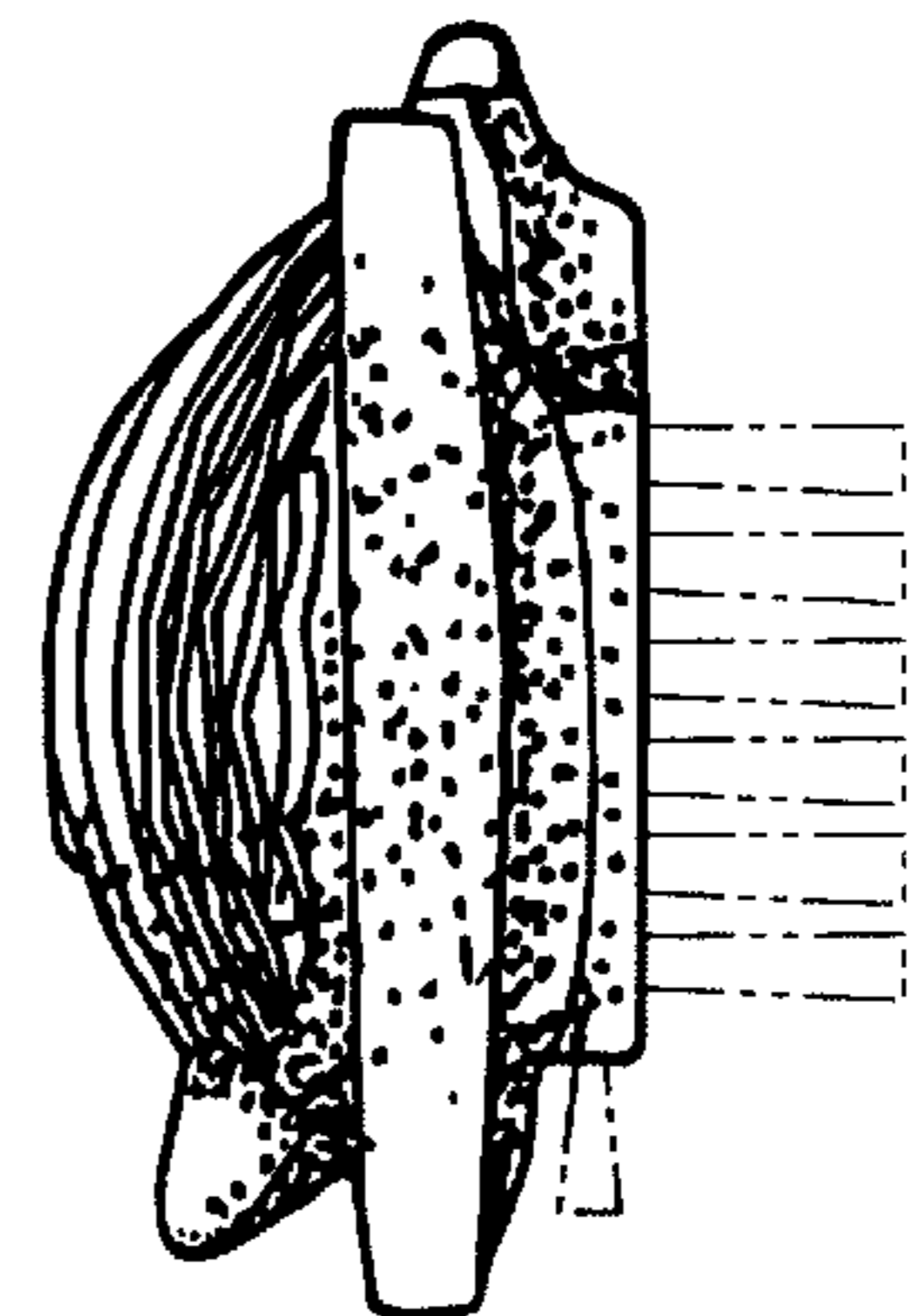


FIG - 4

FIG - 5

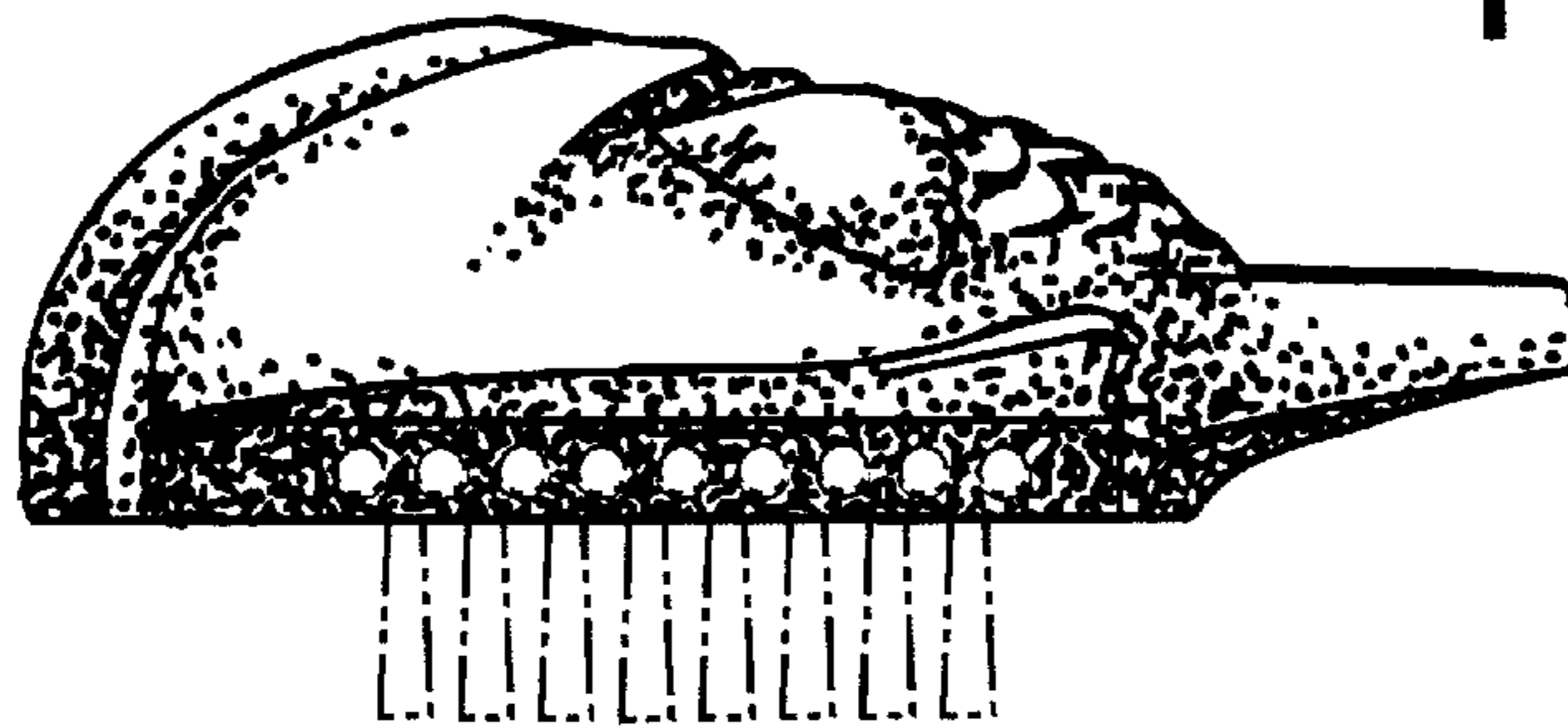


FIG - 6

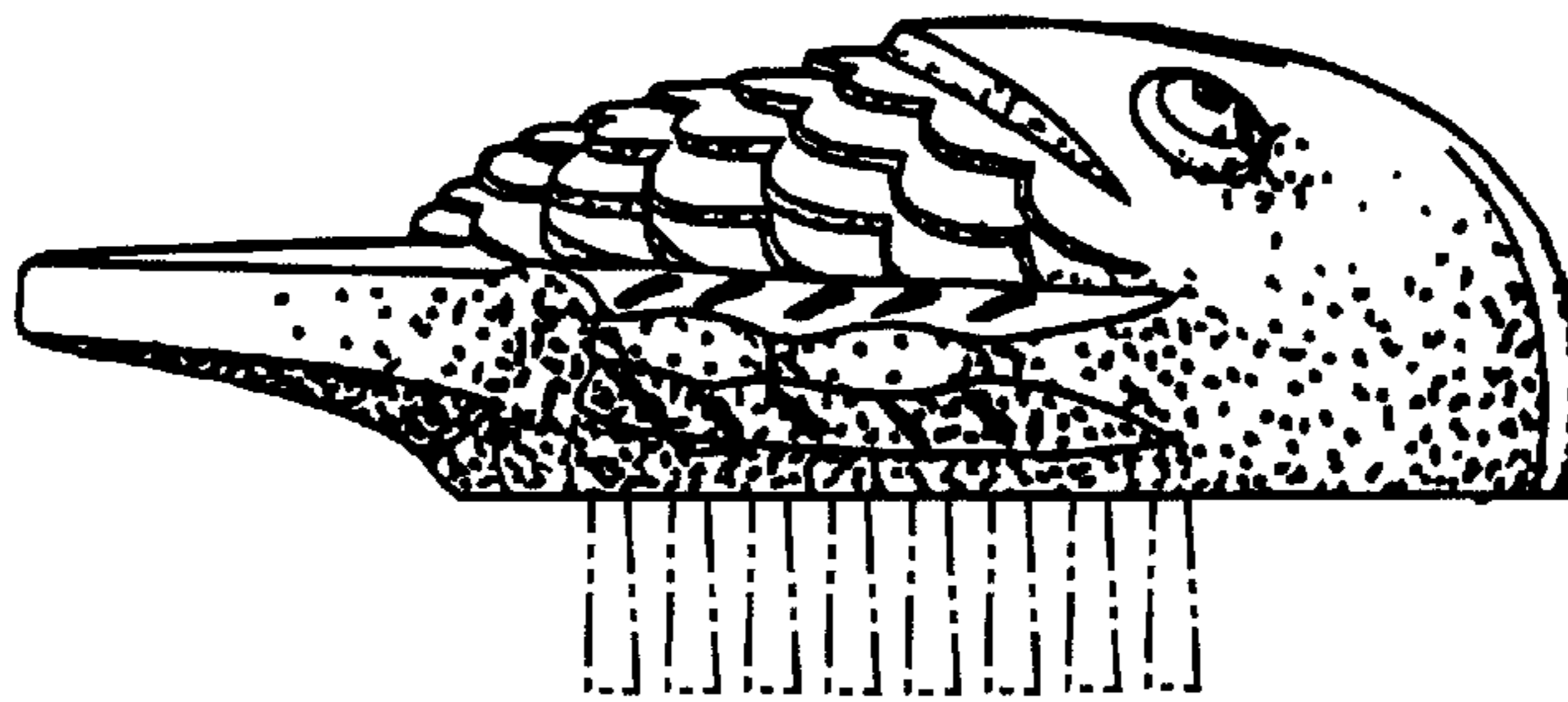


FIG - 7

