



US00D477141S

(12) **United States Design Patent**  
**Gantert**

(10) **Patent No.:** **US D477,141 S**

(45) **Date of Patent:** **\*\* Jul. 15, 2003**

(54) **HARD-SIDED GUN CASE WITH BRACKET**

6,382,484 B1 5/2002 Savant ..... 224/401

(75) Inventor: **Patrick K. Gantert**, LaCrosse, WI  
(US)

(73) Assignee: **Kolpin Outdoors, Inc.**, Fox Lake, WI  
(US)

(\*\*) Term: **14 Years**

(21) Appl. No.: **29/170,017**

(22) Filed: **Oct. 30, 2002**

(51) **LOC (7) Cl.** ..... **03-01**

(52) **U.S. Cl.** ..... **D3/262**

(58) **Field of Search** ..... D3/254, 260, 262,  
D3/270, 271, 273, 282; 206/315.11, 317,  
314; 224/913

(56) **References Cited**

**U.S. PATENT DOCUMENTS**

3,744,687	A	7/1973	Oreck	
4,823,673	A	4/1989	Downing	
4,915,273	A	4/1990	Allen	
D309,675	S	8/1990	Kolpin	..... D3/262
D320,113	S	* 9/1991	VanSkiver	..... D3/262
D347,322	S	* 5/1994	Fiore	..... D3/262
D358,255	S	* 5/1995	Sharp et al.	..... D3/262
5,595,333	A	1/1997	Boston	..... 224/536
5,697,181	A	12/1997	Savant	
5,706,990	A	1/1998	Lahrson	
5,878,929	A	3/1999	Leonard	..... 224/401
D421,179	S	2/2000	Kolpin	..... D3/262
6,021,936	A	2/2000	Savant	
6,142,349	A	11/2000	Roberson	..... 224/401
D452,290	S	12/2001	Kolpin	..... D22/108

**OTHER PUBLICATIONS**

2002 Kolpin Catalog.  
2001 Kolpin Catalog.  
2000 Kolpin Catalog.  
1999 Kolpin Catalog.  
Dec. 2000 San Angelo Scabbard Bracket (Photographs).

\* cited by examiner

*Primary Examiner*—Philip S. Hyder

(74) *Attorney, Agent, or Firm*—Brian G. Gilpin; Godfrey & Kahn, S.C.

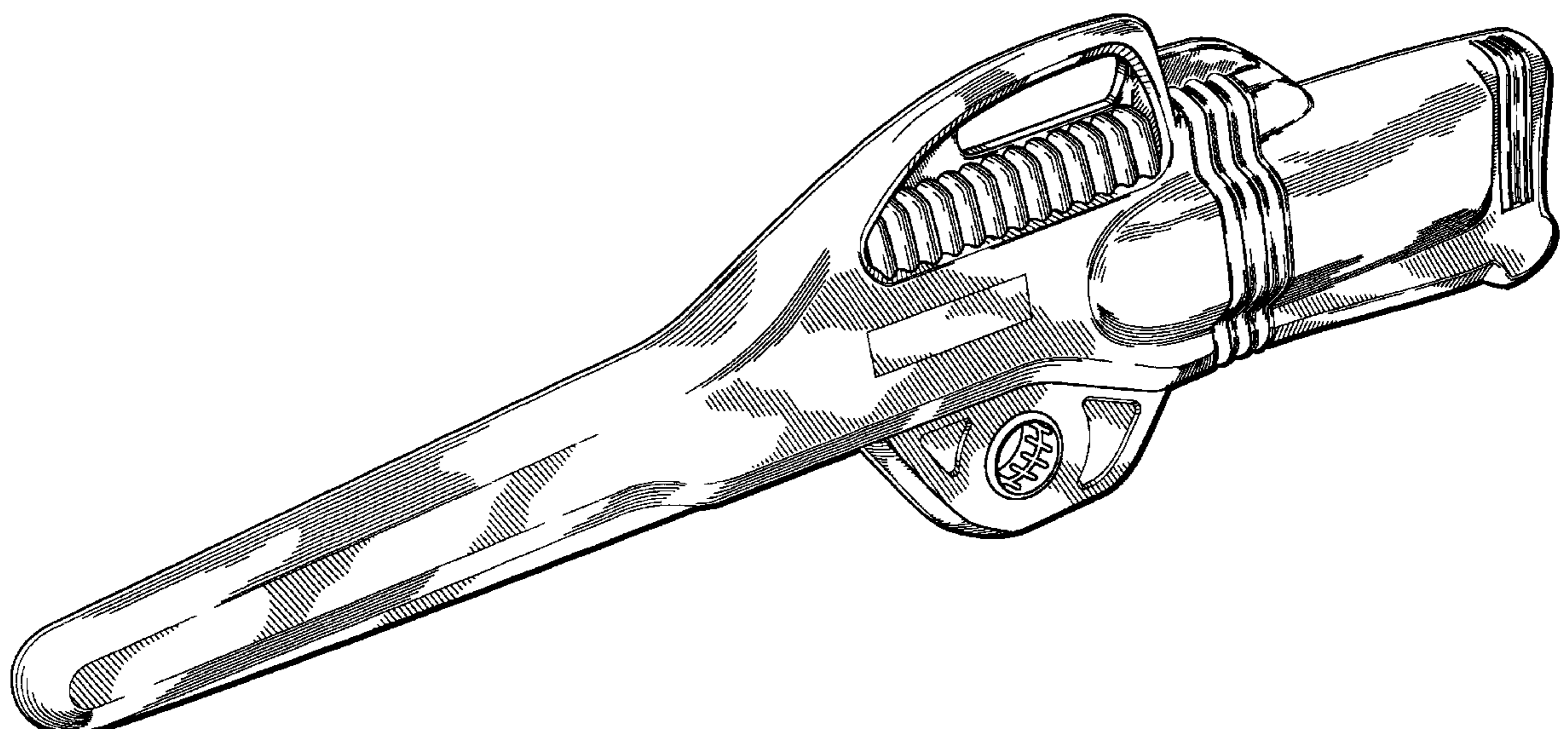
(57) **CLAIM**

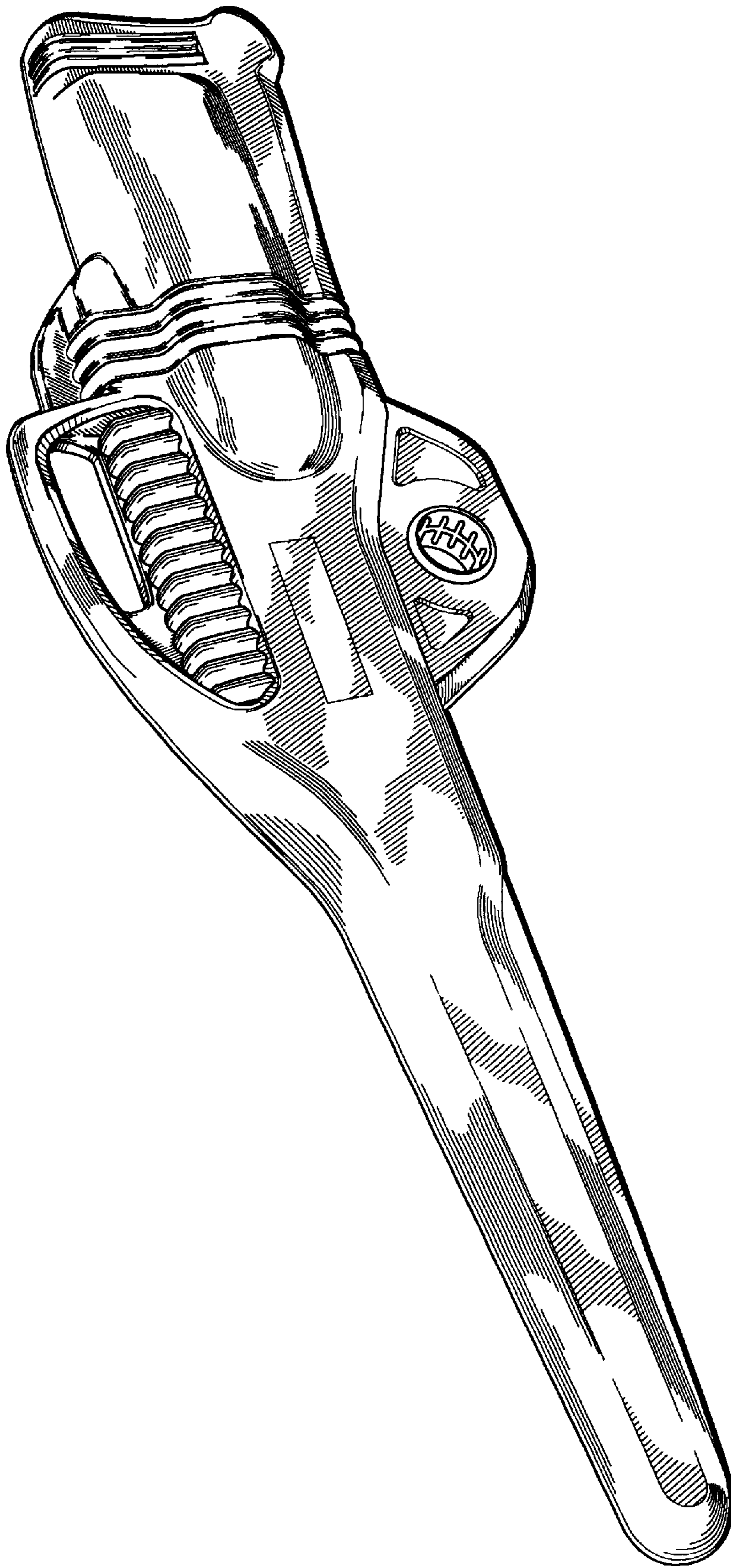
The ornamental design for a hard-sided gun case with bracket, as shown and described.

**DESCRIPTION**

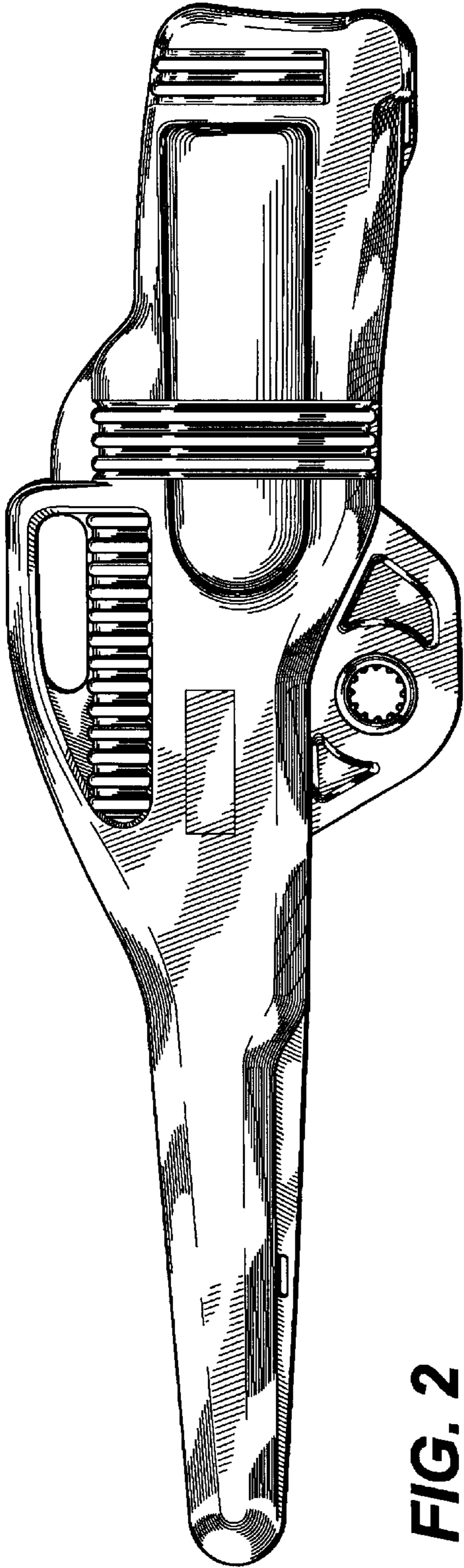
FIG. 1 is a perspective view of the hard-sided gun case with bracket showing the new design;  
FIG. 2 is a left side view of the hard-sided gun case with bracket showing the new design with the right side being a mirror image thereof;  
FIG. 3 is a top plan view of the hard-sided gun case with bracket showing the new design;  
FIG. 4 is a bottom plan view of the hard-sided gun case with bracket showing the new design;  
FIG. 5 is a front plan view of the hard-sided gun case with bracket showing the new design; and,  
FIG. 6 is a rear plan view of the hard-sided gun case with bracket showing the new design.

**1 Claim, 3 Drawing Sheets**

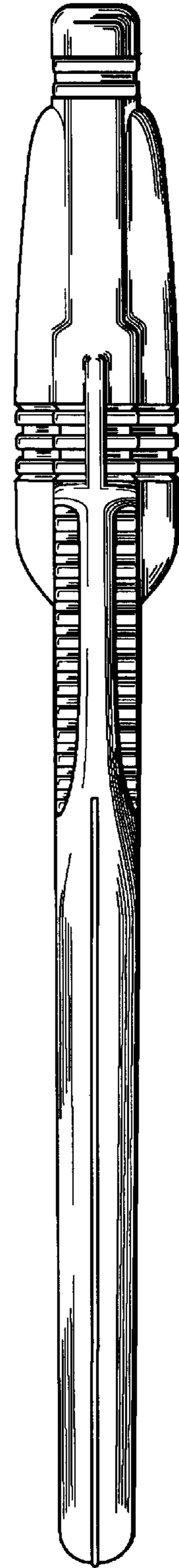




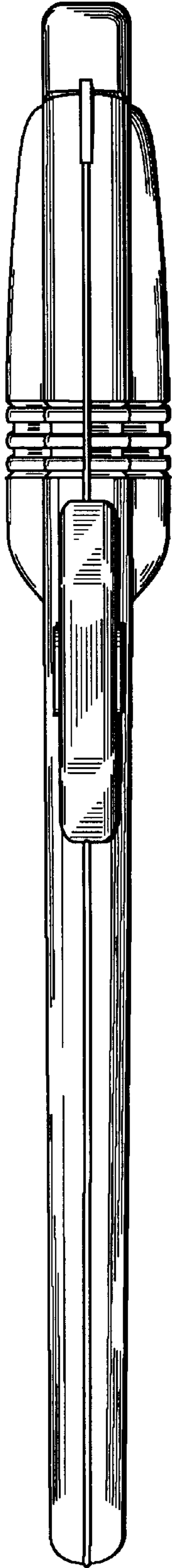
**FIG. 1**



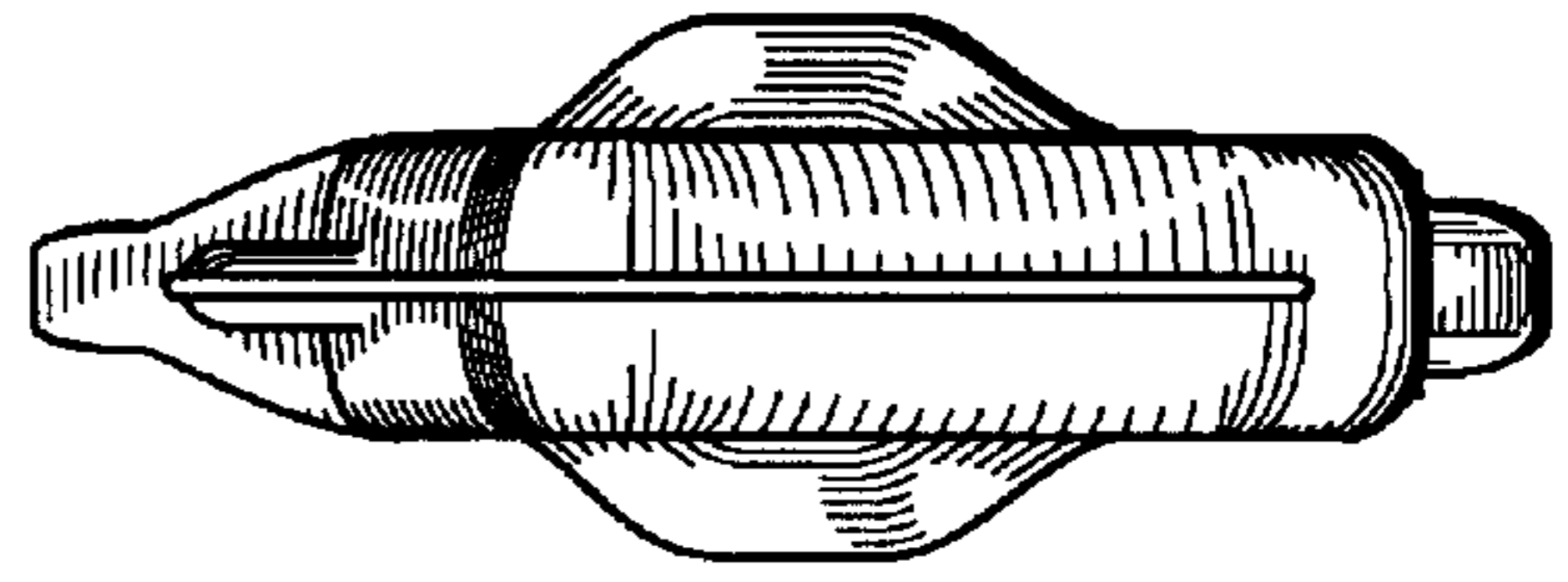
**FIG. 2**



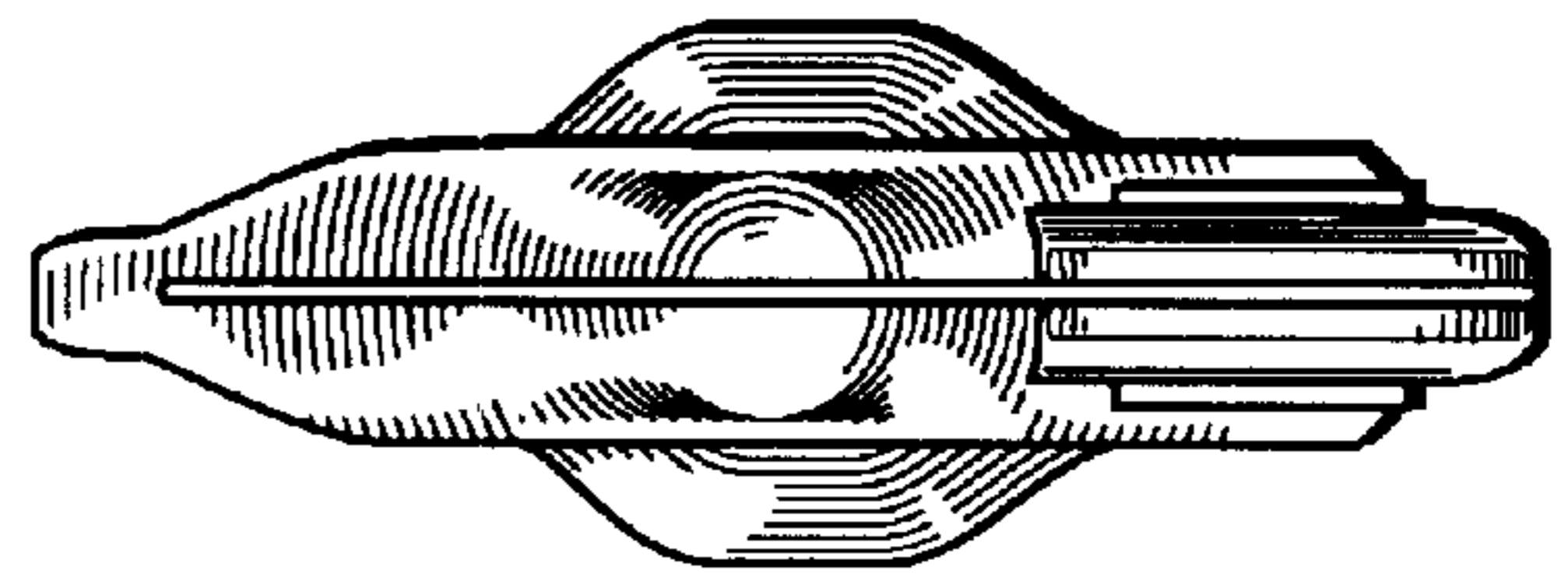
**FIG. 3**



**FIG. 4**



**FIG. 6**



**FIG. 5**