



US00D477138S

(12) **United States Design Patent**
Rossi et al.

(10) **Patent No.:** **US D477,138 S**

(45) **Date of Patent:** **** Jul. 15, 2003**

(54) **WIRE BASKET FOR PACKAGING
SPORTING EQUIPMENT**

D441,532 S 5/2001 Nally D3/276
D451,277 S 12/2001 Nally D3/276
6,508,358 B2 * 1/2003 Cheng 206/315.1

(75) Inventors: **David P. Rossi**, Newton, NJ (US);
Michael Nally, Ridgewood, NJ (US)

* cited by examiner

(73) Assignee: **Sportcraft, Ltd.**, Mt. Olive, NJ (US)

Primary Examiner—Catherine R. Oliver
(74) *Attorney, Agent, or Firm*—Fellers, Snider,
Blankenship, Bailey & Tippens, P.C.

(**) Term: **14 Years**

(21) Appl. No.: **29/164,742**

(22) Filed: **Jul. 30, 2002**

(51) **LOC (7) Cl.** **03-01**

(52) **U.S. Cl.** **D3/254**

(58) **Field of Search** D3/254, 262, 273,
D3/274, 276, 281, 269, 283, 287–291, 900,
902, 904, 257, 268, 294, 290; 206/315.1,
315.9, 314; 190/100, 108–112; 150/111,
113

(56) **References Cited**

U.S. PATENT DOCUMENTS

D246,138 S * 10/1977 Christensen et al. D3/254
D273,149 S * 3/1984 Fifield D3/290
D322,167 S * 12/1991 D'Angeli D3/257
D358,254 S * 5/1995 VanSkiver D3/254

(57) **CLAIM**

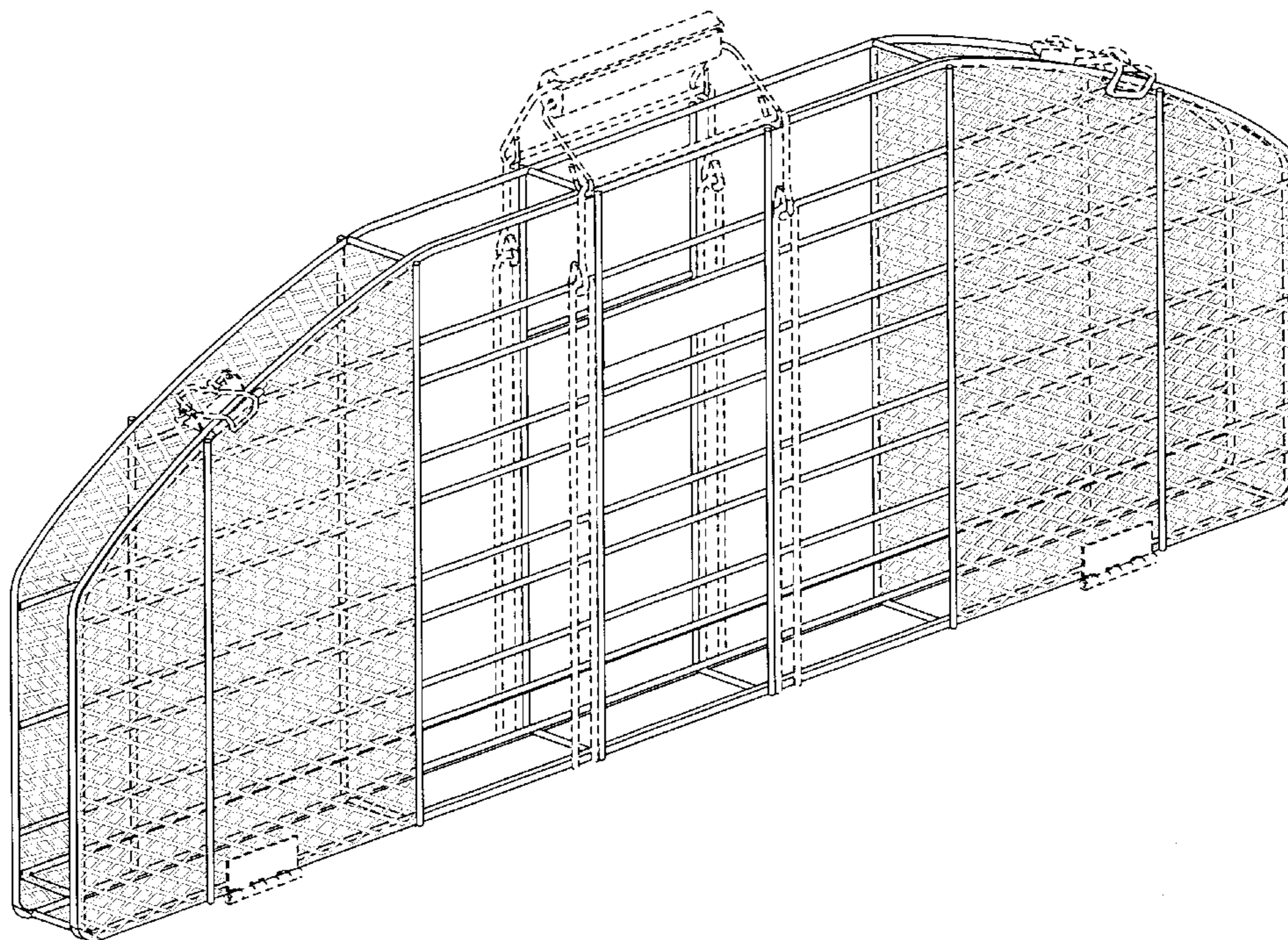
The ornamental design for a wire basket for packaging sporting equipment, as shown and described.

DESCRIPTION

FIG. 1 is a perspective view illustrating a product packaging crate for sporting equipment;
FIG. 2 is a front view thereof;
FIG. 3 is a left side elevational view thereof;
FIG. 4 is a right side elevational view thereof;
FIG. 5 is a top view thereof;
FIG. 6 is a rear view thereof; and,
FIG. 7 is a bottom view thereof.

The broken line showing of environment in the drawings is for illustrative purposes only and forms no part of the claimed design.

1 Claim, 3 Drawing Sheets



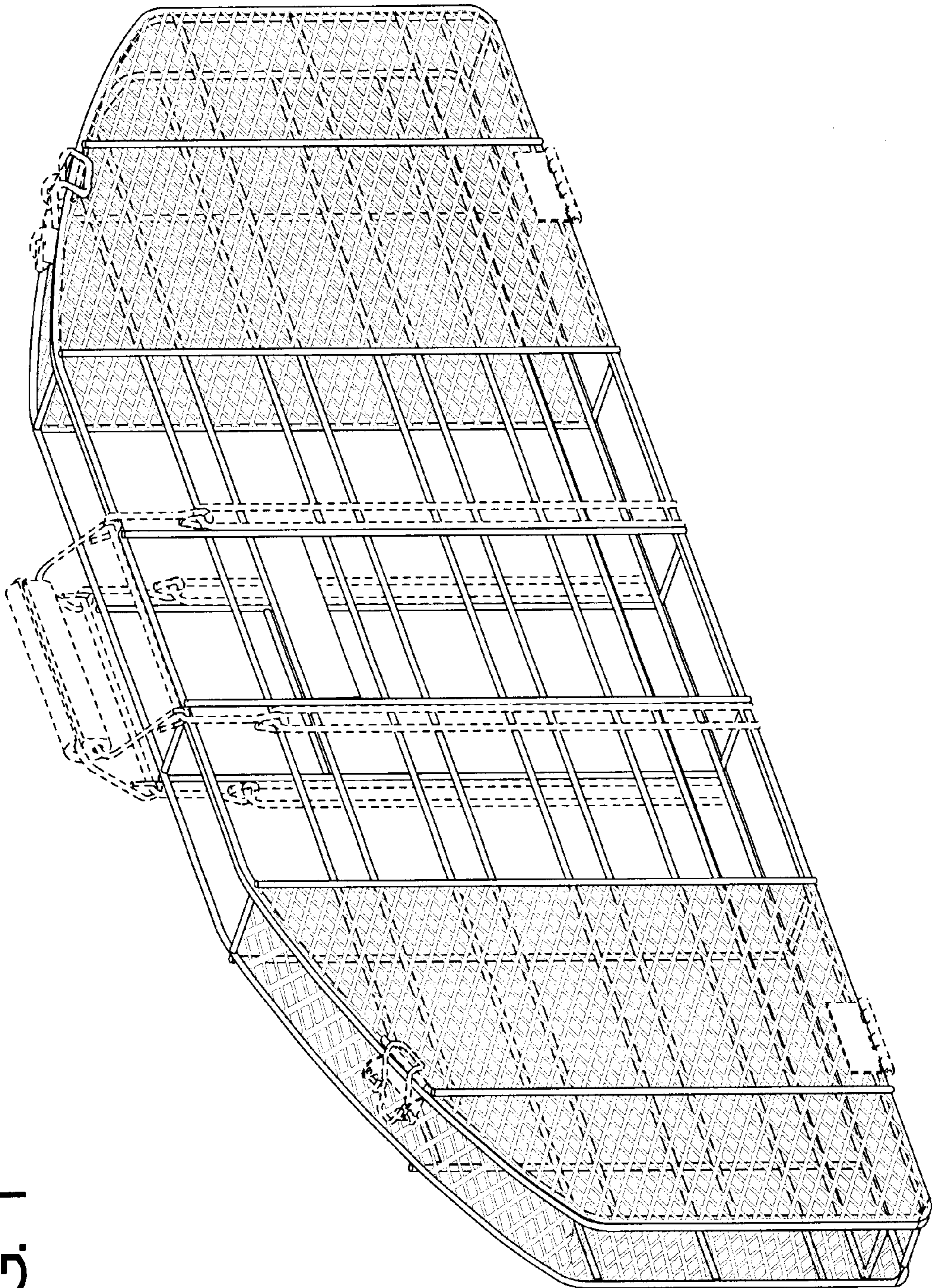


FIG. 1

FIG. 2

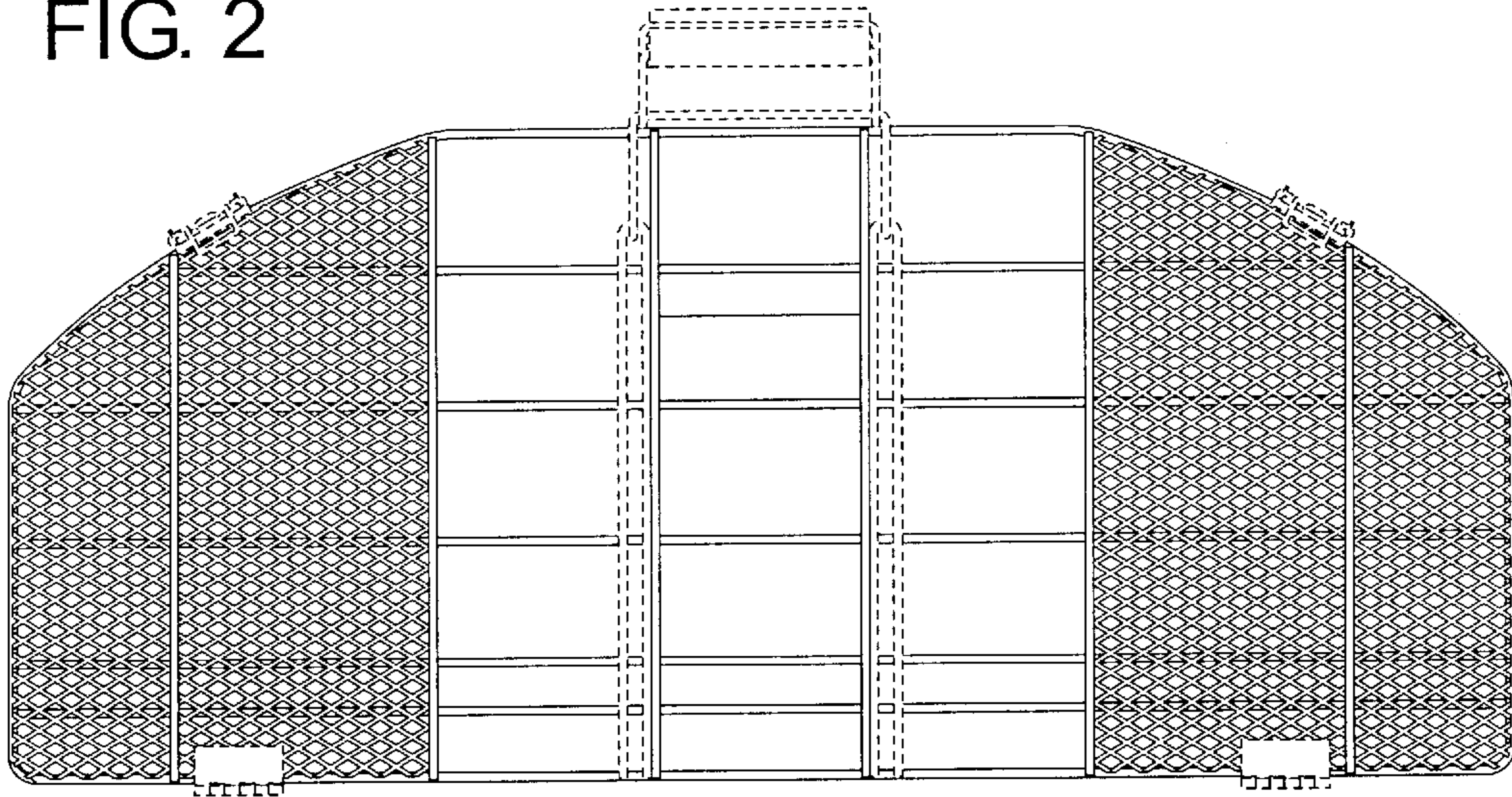


FIG. 3

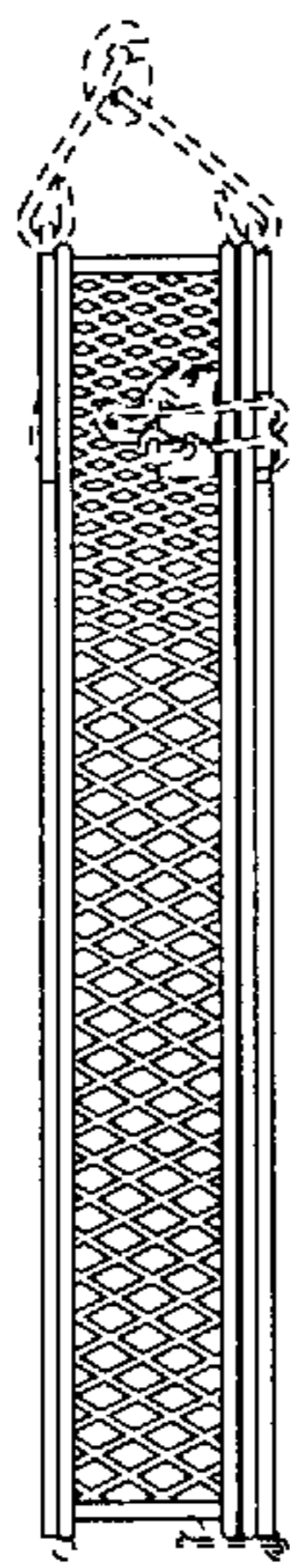


FIG. 4




FIG. 5

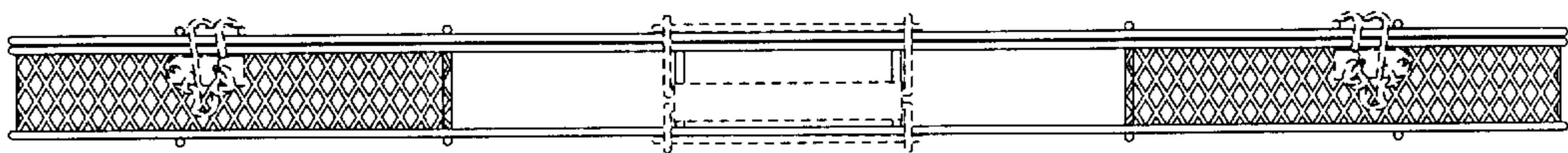


FIG. 6

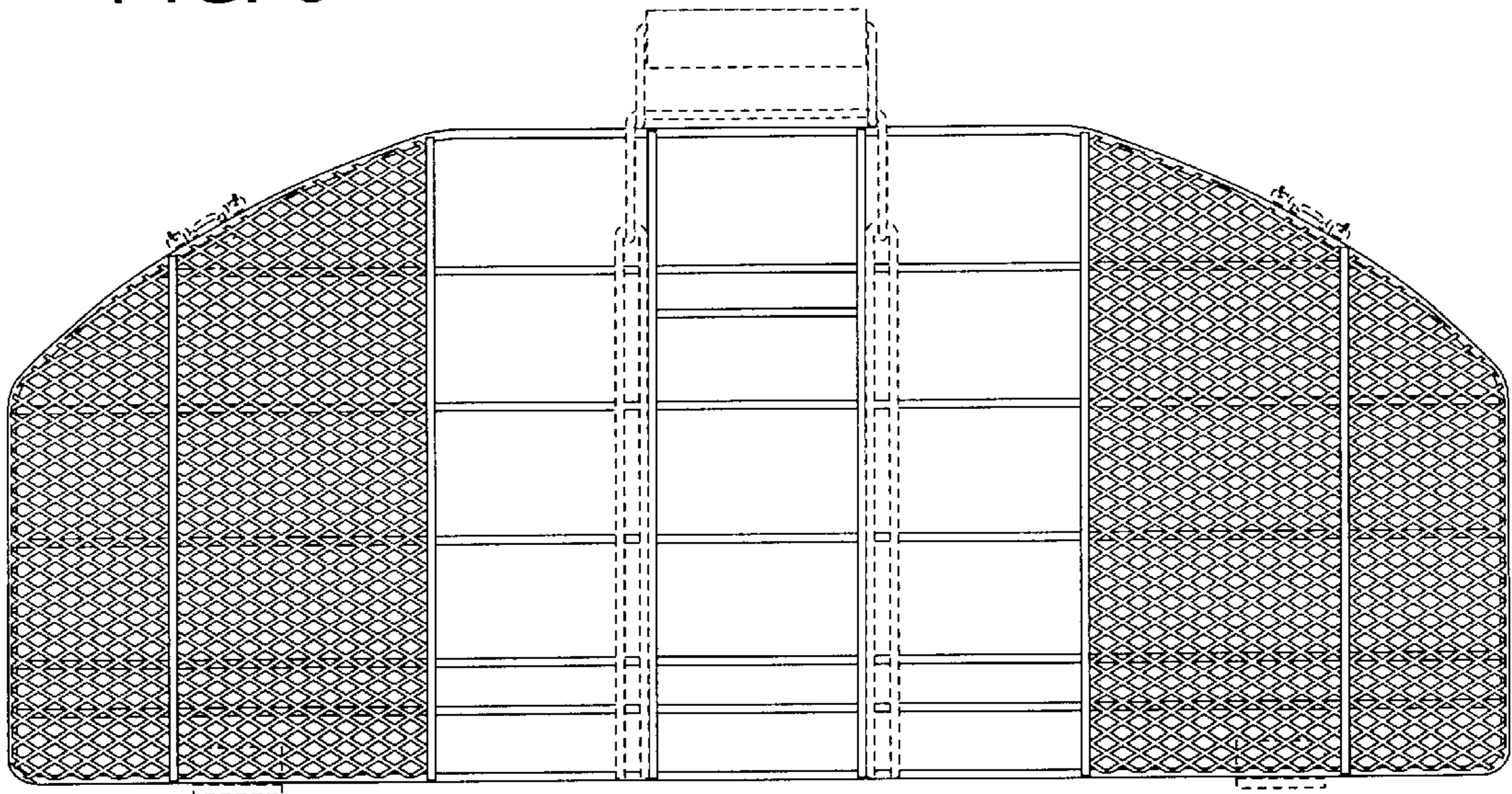


FIG. 7

