



US00D477135S

(12) **United States Design Patent**  
**Fu**

(10) **Patent No.:** **US D477,135 S**

(45) **Date of Patent:** **\*\* Jul. 15, 2003**

- (54) **POUCH FOR A COLLECTIBLE CARD PROTECTOR**
- (75) Inventor: **David Fu**, Diamond Bar, CA (US)
- (73) Assignee: **Ultra Pro LP**, Commerce, CA (US)
- (\*\*) Term: **14 Years**
- (21) Appl. No.: **29/159,836**
- (22) Filed: **Apr. 29, 2002**
- (51) **LOC (7) Cl.** ..... **03-01**
- (52) **U.S. Cl.** ..... **D3/247**
- (58) **Field of Search** ..... 150/100, 102, 150/106, 113, 132, 138, 143, 145, 146, 147, 149; D3/232, 233, 243, 245, 247, 249, 250, 303; 383/38

- 5,159,964 A 11/1992 Baker et al.
- 5,168,988 A 12/1992 Johnnston
- 5,186,566 A 2/1993 Cameron
- D340,963 S \* 11/1993 Hall ..... D3/303
- H1363 H 10/1994 Leeker
- D367,355 S 2/1996 Fleming, Jr.
- 5,678,620 A \* 10/1997 Mayled ..... 150/102 X
- D390,697 S 2/1998 Lyons
- 5,850,754 A 12/1998 Dobbins
- 5,873,456 A 2/1999 Hull et al.
- D408,996 S \* 5/1999 Niesen ..... D3/303
- D424,787 S 5/2000 Hinton et al.
- D428,252 S 7/2000 Au et al.
- 6,149,003 A 11/2000 Day
- 6,155,410 A 12/2000 Davis

\* cited by examiner

*Primary Examiner*—Louis S. Zarfaz  
*Assistant Examiner*—Monica A. Weingart  
(74) *Attorney, Agent, or Firm*—David Weiss

(56) **References Cited**

**U.S. PATENT DOCUMENTS**

- 358,277 A 2/1887 Kay
- 1,173,843 A 2/1916 Morten
- 1,463,619 A \* 7/1923 Gardner ..... 150/149
- 1,537,244 A 5/1925 McCaghren
- 1,671,554 A \* 5/1928 Sherwood ..... 150/147
- 2,020,797 A \* 11/1935 Pabst, Jr. .... 150/149
- 2,440,552 A 4/1948 Mittell
- 2,477,840 A 8/1949 Vasilas
- 4,153,091 A 5/1979 Jahn
- 4,744,497 A 5/1988 O'Neal
- 4,979,619 A 12/1990 Hager
- D316,932 S 5/1991 Escher, Jr.
- 5,040,671 A 8/1991 Hager
- 5,080,223 A 1/1992 Mitsuyama
- D326,016 S 5/1992 Guaresi
- D326,360 S 5/1992 Tasou

(57) **CLAIM**

The ornamental design for a pouch for a collectible card protector, as shown and described.

**DESCRIPTION**

FIG. 1 is a front elevation view of my new design for a pouch for a collectible card protector; FIG. 2 is a rear elevation view thereof; FIG. 3 is a left side elevation view thereof, the right side elevation view being a mirror image; FIG. 4 is a top plan view thereof; and, FIG. 5 is a bottom plan view thereof. The stippling represents shading; the lines inwardly of edges of the pouch and the broken lines about the transparent windows represent stitching.

**1 Claim, 1 Drawing Sheet**





Fig. 4.



Fig. 1.

Fig. 2.





Fig. 3.

Fig. 5.

