



US00D477132S

(12) **United States Design Patent**
Bond et al.

(10) **Patent No.:** **US D477,132 S**

(45) **Date of Patent:** **** Jul. 15, 2003**

(54) **AMERICAN FOOTBALL HIP FLASK**

(75) Inventors: **Daniel Mark Bond**, Richmond (GB);
Peter Von Schmidt, Marlow (GB)

(73) Assignee: **Daniel Bond**, Richmond (GB)

(**) Term: **14 Years**

(21) Appl. No.: **29/154,660**

(22) Filed: **Jan. 29, 2002**

(51) **LOC (7) Cl.** **09-01**

(52) **U.S. Cl.** **D3/202; D7/515; D7/901;**
D9/307

(58) **Field of Search** D3/202, 270, 271;
D9/307, 521; D7/514, 515, 510, 511, 901,
606, 623; 215/382, 383

(56) **References Cited**

U.S. PATENT DOCUMENTS

- 4,164,284 A * 8/1979 Witt et al. D9/307
- D316,814 S * 5/1991 Duffy et al. D9/521
- D323,602 S * 2/1992 Katz D9/307

D371,934 S * 7/1996 Cwirko D7/515

D391,155 S * 2/1998 Edson et al. D9/307

D392,844 S * 3/1998 Todorya D7/606

D409,904 S * 5/1999 Clements et al. D9/307

D424,876 S * 5/2000 McPartland D7/515

* cited by examiner

Primary Examiner—Lucy Lieberman

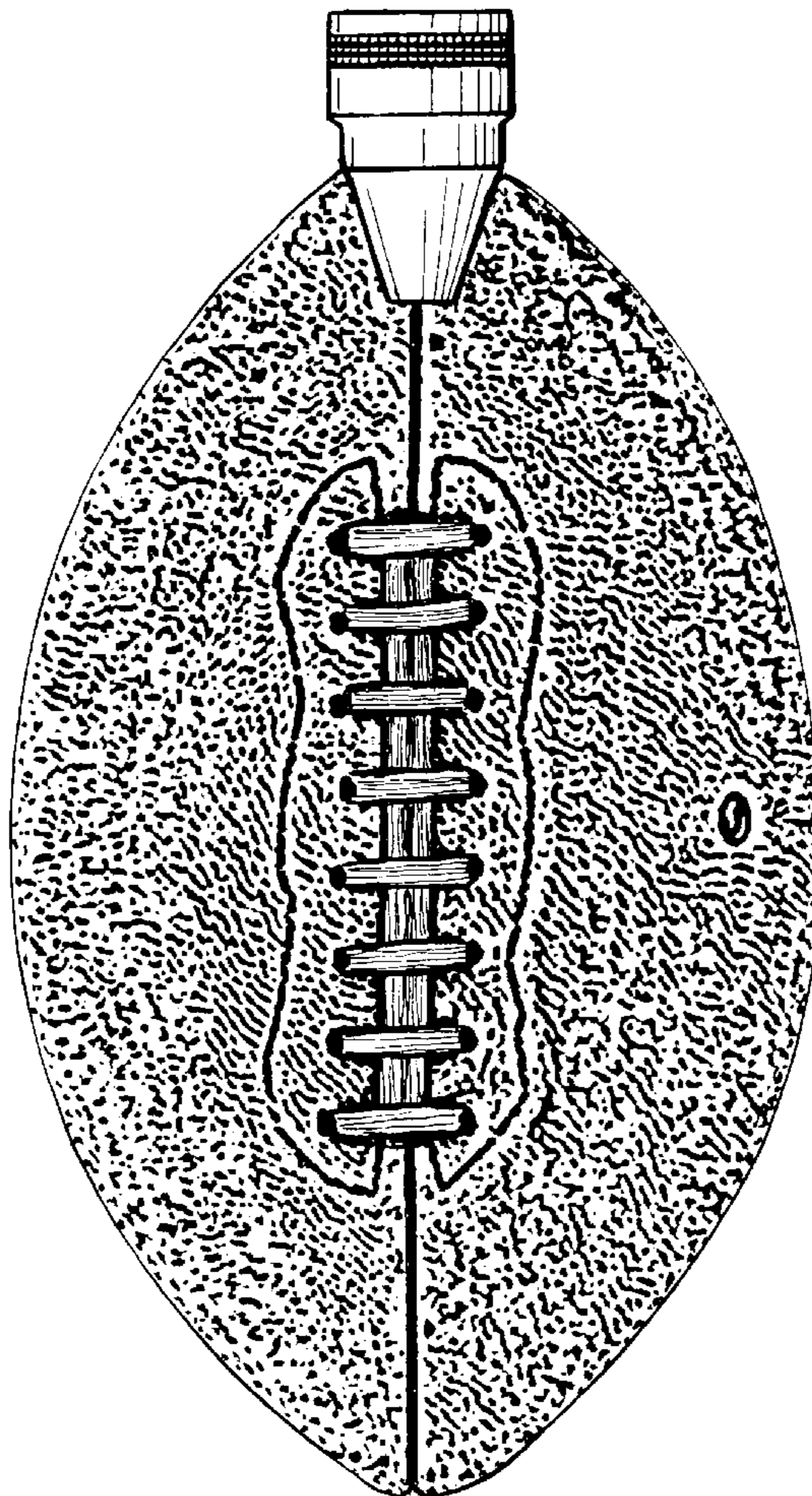
(57) **CLAIM**

The ornamental design for an American football hip flask, as shown and described.

DESCRIPTION

FIG. 1 is a front elevation of an American football hip flask showing our new design;
 FIG. 2 is a rear elevation thereof;
 FIG. 3 is a top plan view thereof;
 FIG. 4 is a bottom plan view thereof;
 FIG. 5 is a side elevation as seen from the left side of FIG. 1; and,
 FIG. 6 is a side elevation as seen from the right side of FIG. 1.

1 Claim, 3 Drawing Sheets



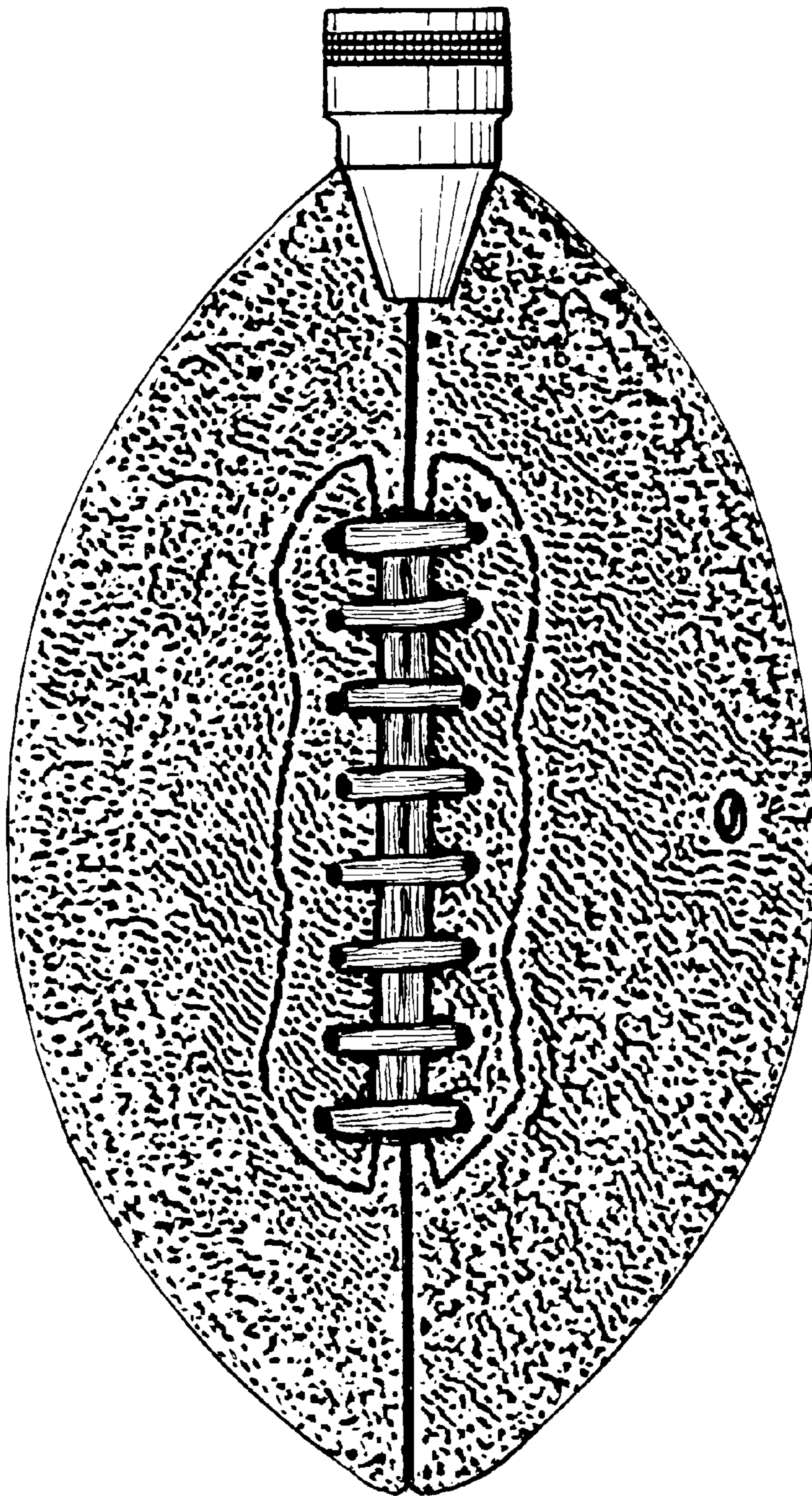


FIG. 1




FIG. 2

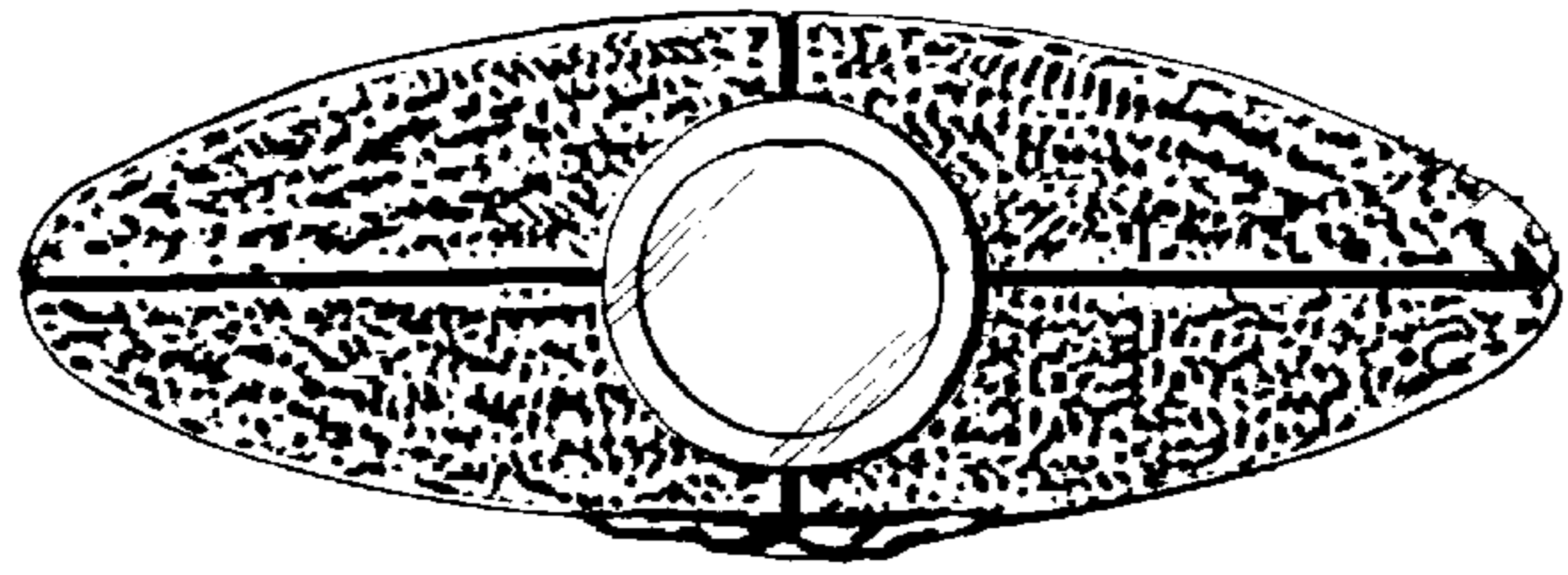


FIG. 3

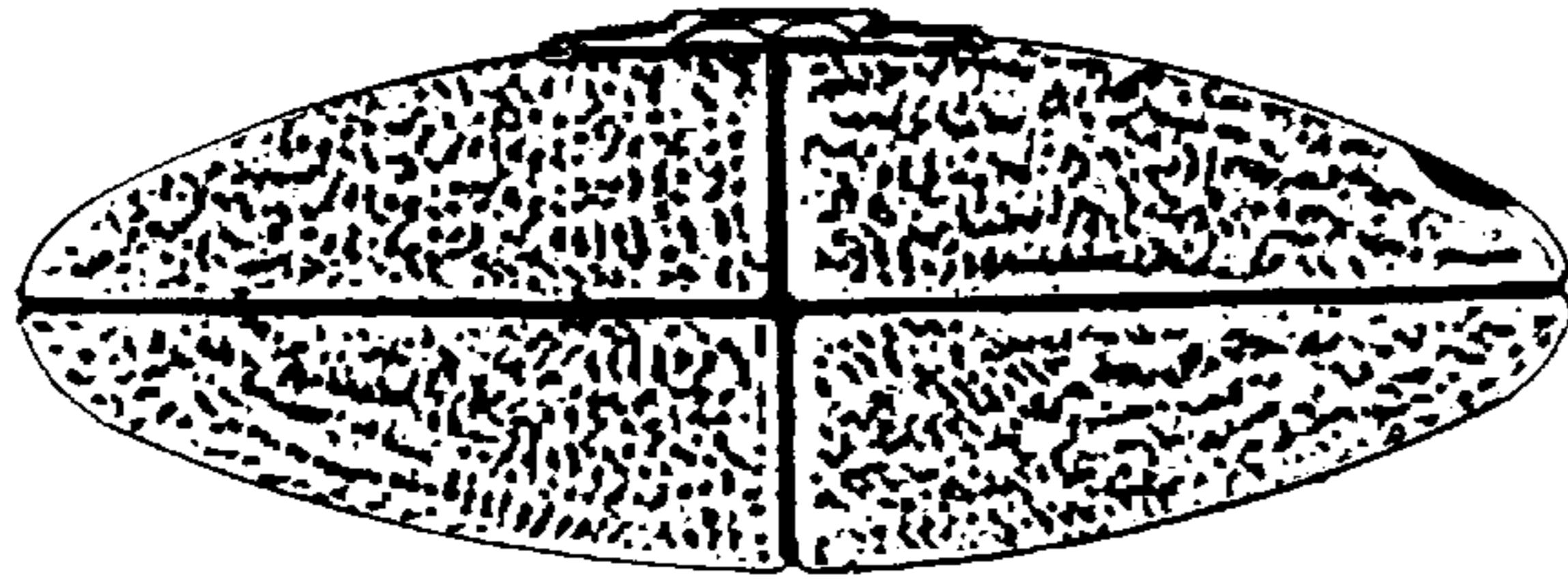


FIG. 4




FIG. 5




FIG. 6