



US00D477114S

(12) **United States Design Patent**
Sheng

(10) **Patent No.:** **US D477,114 S**

(45) **Date of Patent:** **** Jul. 8, 2003**

(54) **COSMETIC CASE**

(76) **Inventor:** **Wen-Cheng Sheng**, No. 71, Lane 96,
Da-Shing St., Tainan City (TW)

(**) **Term:** **14 Years**

(21) **Appl. No.:** **29/172,913**

(22) **Filed:** **Dec. 18, 2002**

(51) **LOC (7) Cl.** **28-03**

(52) **U.S. Cl.** **D28/79; D14/341**

(58) **Field of Search** D28/78-84; 220/DIG. 26;
D14/341, 342, 345, 346; 361/683; 132/293-307,
314-315

(56) **References Cited**

U.S. PATENT DOCUMENTS

- D443,612 S * 6/2001 Evers et al. D14/341
- D450,054 S * 11/2001 Dworkin D14/341
- 6,388,870 B1 * 5/2002 Canova et al. 361/683
- D460,448 S * 7/2002 Matsumoto D14/346

- 6,462,941 B1 * 10/2002 Hulick et al. 361/683
- 6,525,928 B1 * 2/2003 Madsen et al. 361/683
- 2002/0163778 A1 * 11/2002 Hazzard et al. 361/683

* cited by examiner

Primary Examiner—Jennifer Rivard
(74) *Attorney, Agent, or Firm*—Ladas & Parry

(57) **CLAIM**

The ornamental design for a cosmetic case, as shown and described.

DESCRIPTION

FIG. 1 is a perspective view of cosmetic case showing the new design;

FIG. 2 is a front elevational view thereof;

FIG. 3 is a rear elevational view thereof;


FIG. 4 is a left side elevational view thereof;

FIG. 5 is a right side elevational view thereof;

FIG. 6 is a top plan view thereof; and,

FIG. 7 is a bottom plan view thereof.

1 Claim, 4 Drawing Sheets



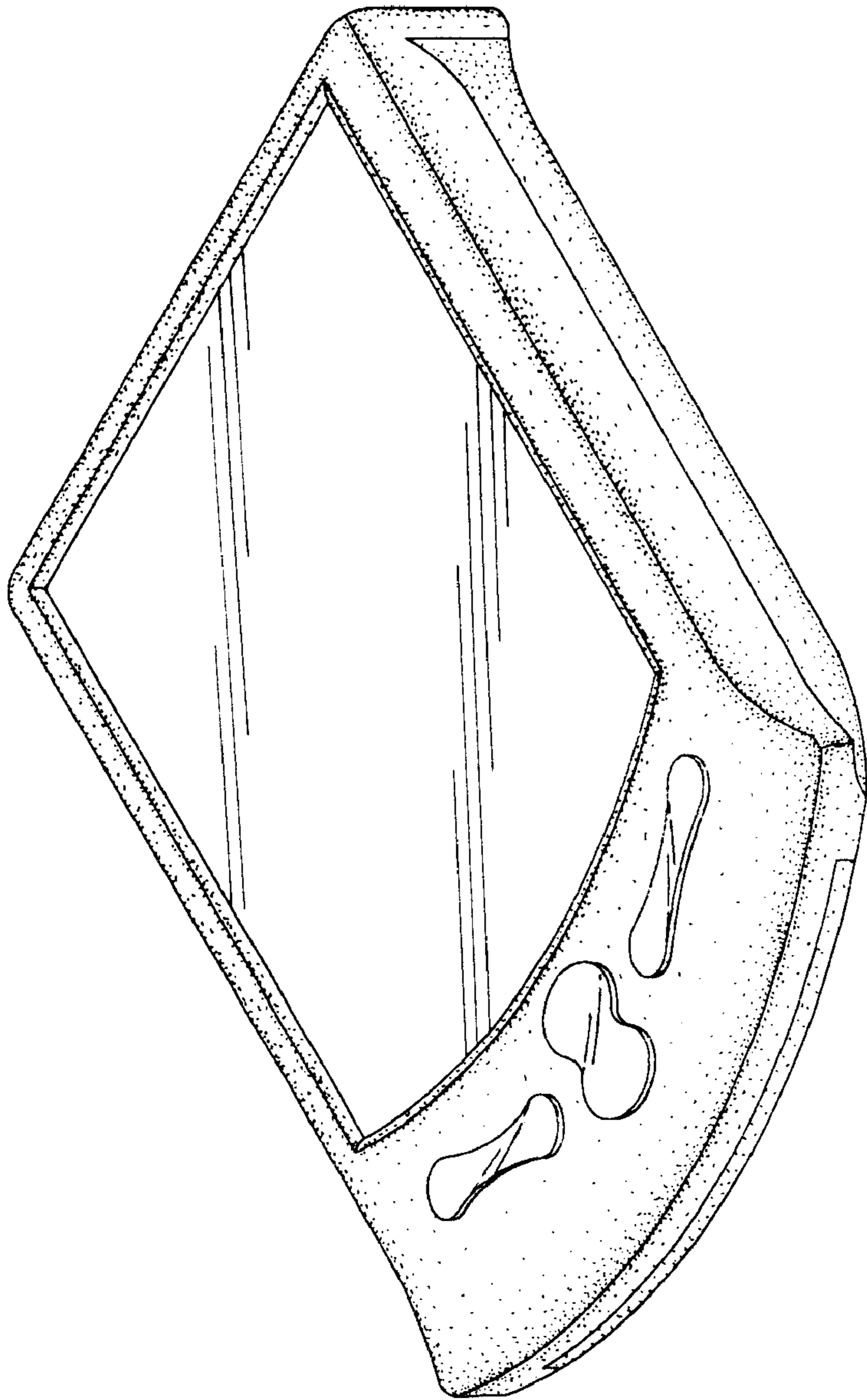


FIG. 1




FIG. 2

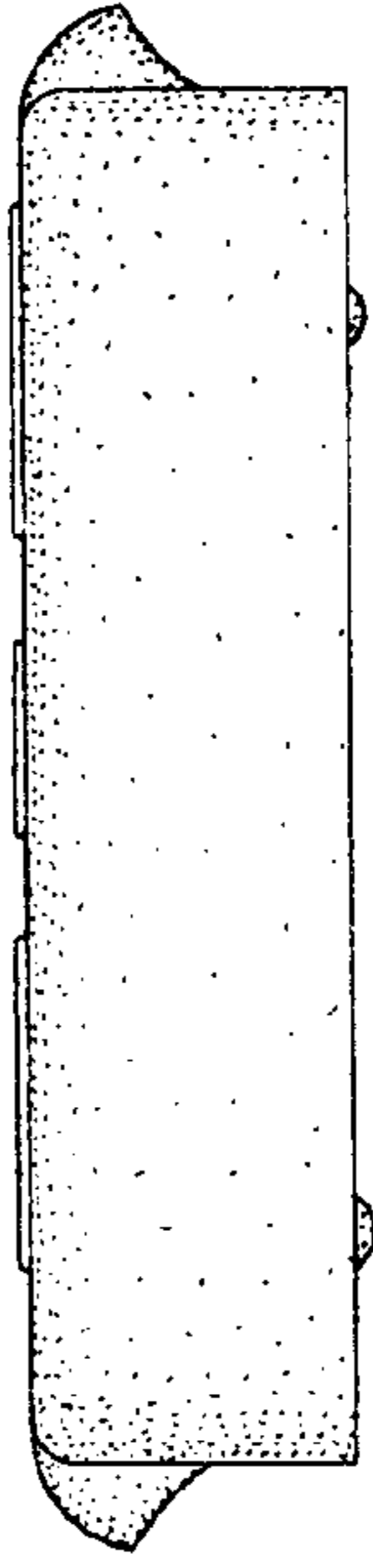


FIG. 3

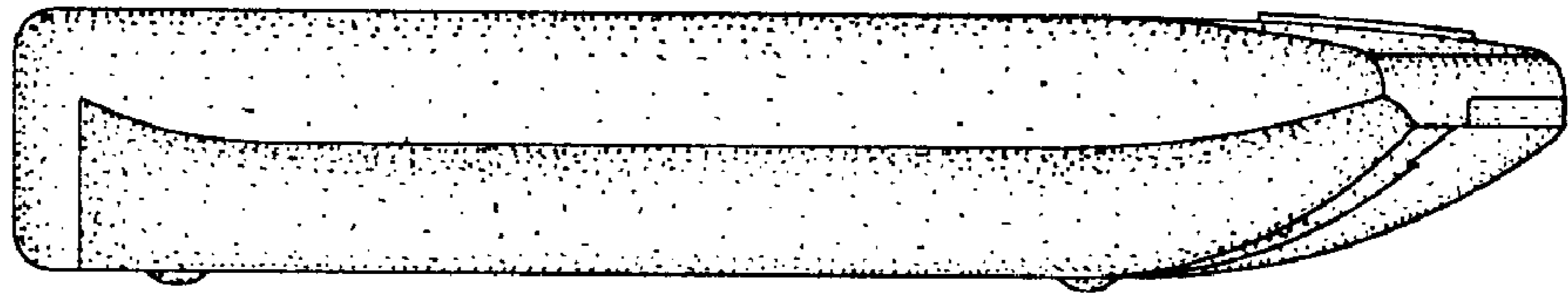


FIG. 4




FIG. 5

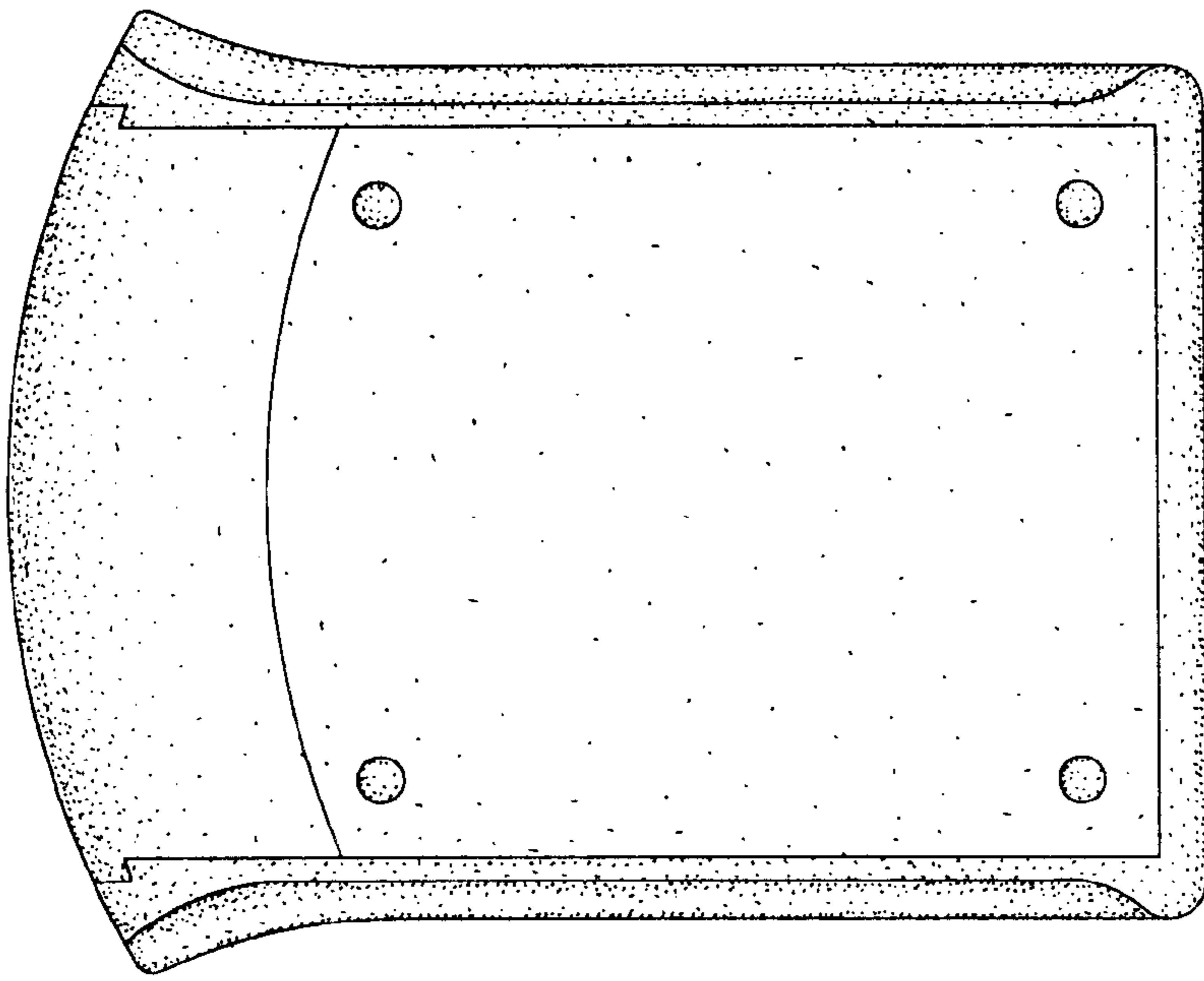


FIG. 7

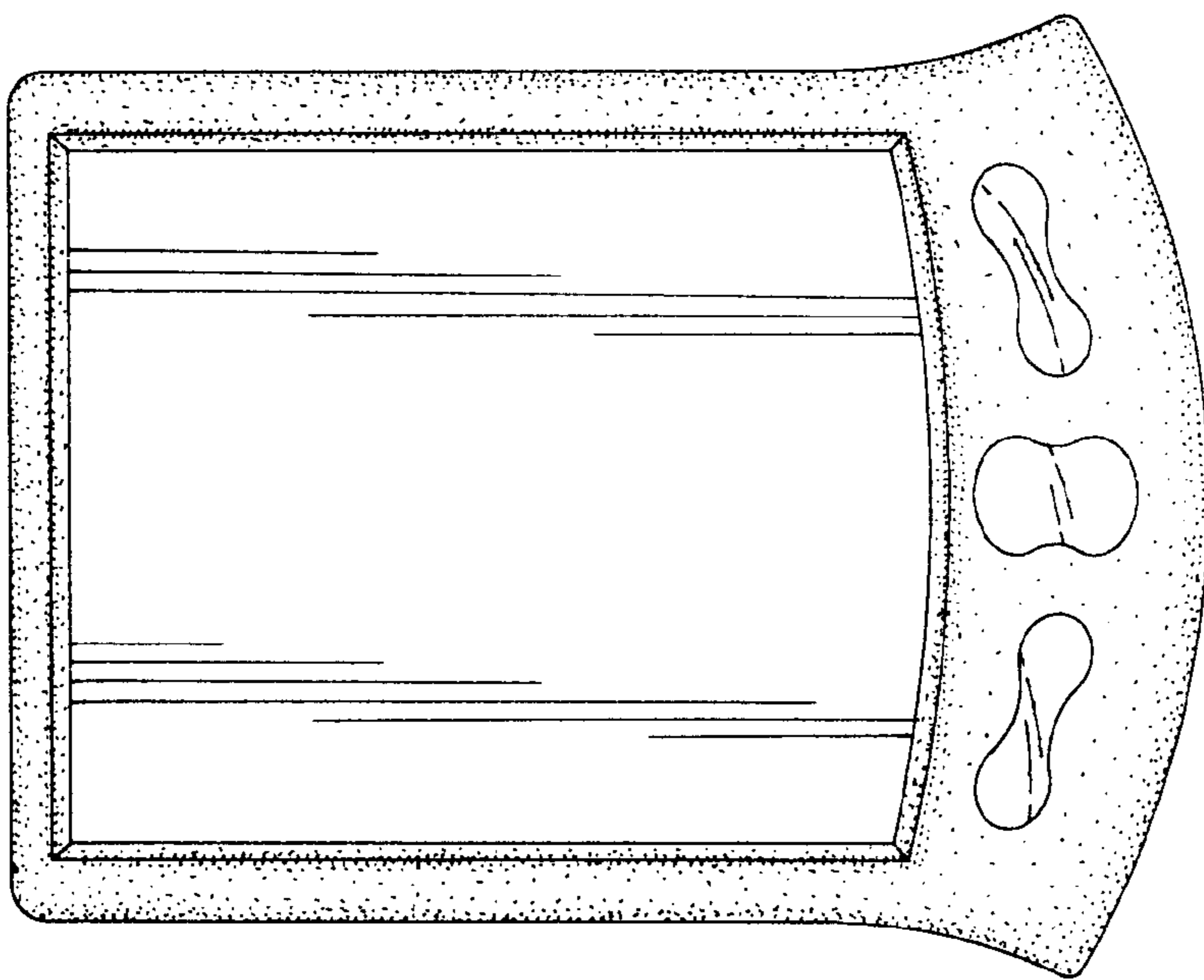


FIG. 6