



US00D477104S

(12) **United States Design Patent**
Wang

(10) **Patent No.:** **US D477,104 S**

(45) **Date of Patent:** **** Jul. 8, 2003**

(54) **LUMINAIRE**

(75) **Inventor:** **James P. Wang**, Blacksburg, VA (US)

(73) **Assignee:** **Hubbell Incorporated**, Orange, CT (US)

(**) **Term:** **14 Years**

(21) **Appl. No.:** **29/160,481**

(22) **Filed:** **May 13, 2002**

(51) **LOC (7) Cl.** **26-05**

(52) **U.S. Cl.** **D26/72; D26/89; D26/85**

(58) **Field of Search** **D26/72, 80-92; 362/404-408, 147, 432, 362, 364, 365, 368, 367, 374, 375**

(56) **References Cited**

U.S. PATENT DOCUMENTS

1,931,343	A	10/1933	Cook et al.	
2,255,431	A	9/1941	Marden et al.	
D211,820	S	* 7/1968	Pettengill	D26/85
D221,181	S	* 7/1971	Bobrick	D26/85
D229,090	S	* 11/1973	Anderson, Jr.	D26/85
4,071,749	A	* 1/1978	Balogh	362/20
4,507,719	A	3/1985	Quiogue	
4,791,539	A	* 12/1988	Ewing	362/226
4,827,386	A	* 5/1989	Mackiewicz	362/267
5,239,449	A	* 8/1993	Wnuk et al.	362/490
D405,207	S	* 2/1999	Mora	D26/85
6,250,781	B1	6/2001	Straus et al.	
D444,903	S	7/2001	Wang	
6,454,444	B1	* 9/2002	Wang	362/374

OTHER PUBLICATIONS

Magnusquare II Series, Vertical Lamp, SAG Glass, Hubbell Lighting, Inc. Web page; 1 page; prior to May 2002.
Garage/Area Series 80, Devine Lighting Catalog, C1-7—2 pages; Apr. 1989.
Garage/Area Series 80, Devine Lighting Catalog, C1-8—2 pages; Apr. 1989.
Ceiling Mount/Series 40, Devine Lighting Catalog, C1-10—2 pages; Jun. 1986.
Surface Square, Devine Lighting Catalog, C1-16—2 pages; Jun. 1986.

Lenticular Flood/Series 10, Devine Lighting, C2-10, Jun. 1986.

* cited by examiner

Primary Examiner—Alan P. Douglas

Assistant Examiner—Clare E. Heflin

(74) *Attorney, Agent, or Firm*—Tara Hoffman; Alfred N. Goodman

(57) **CLAIM**

The ornamental design for a luminaire, as shown and described.

DESCRIPTION

FIG. 1 is a bottom perspective view of the luminaire in accordance with a first embodiment of the present design; FIG. 2 is a front elevational view of the luminaire illustrated in FIG. 1;

FIG. 3 is a rear elevational view of the luminaire illustrated in FIGS. 1 and 2;

FIG. 4 is a left side elevational view of the luminaire illustrated in FIGS. 1-3;

FIG. 5 is a right side elevation view of the luminaire illustrated in FIGS. 1-4;

FIG. 6 is a top plan view of the luminaire illustrated in FIGS. 1-5;

FIG. 7 is a bottom plan view of the luminaire illustrated in FIGS. 1-6;

FIG. 8 is a bottom perspective view of the luminaire in accordance with a second embodiment of the design;

FIG. 9 is a front elevational view of the luminaire illustrated in FIG. 8;

FIG. 10 is a rear elevational view of the luminaire illustrated in FIGS. 8-9;

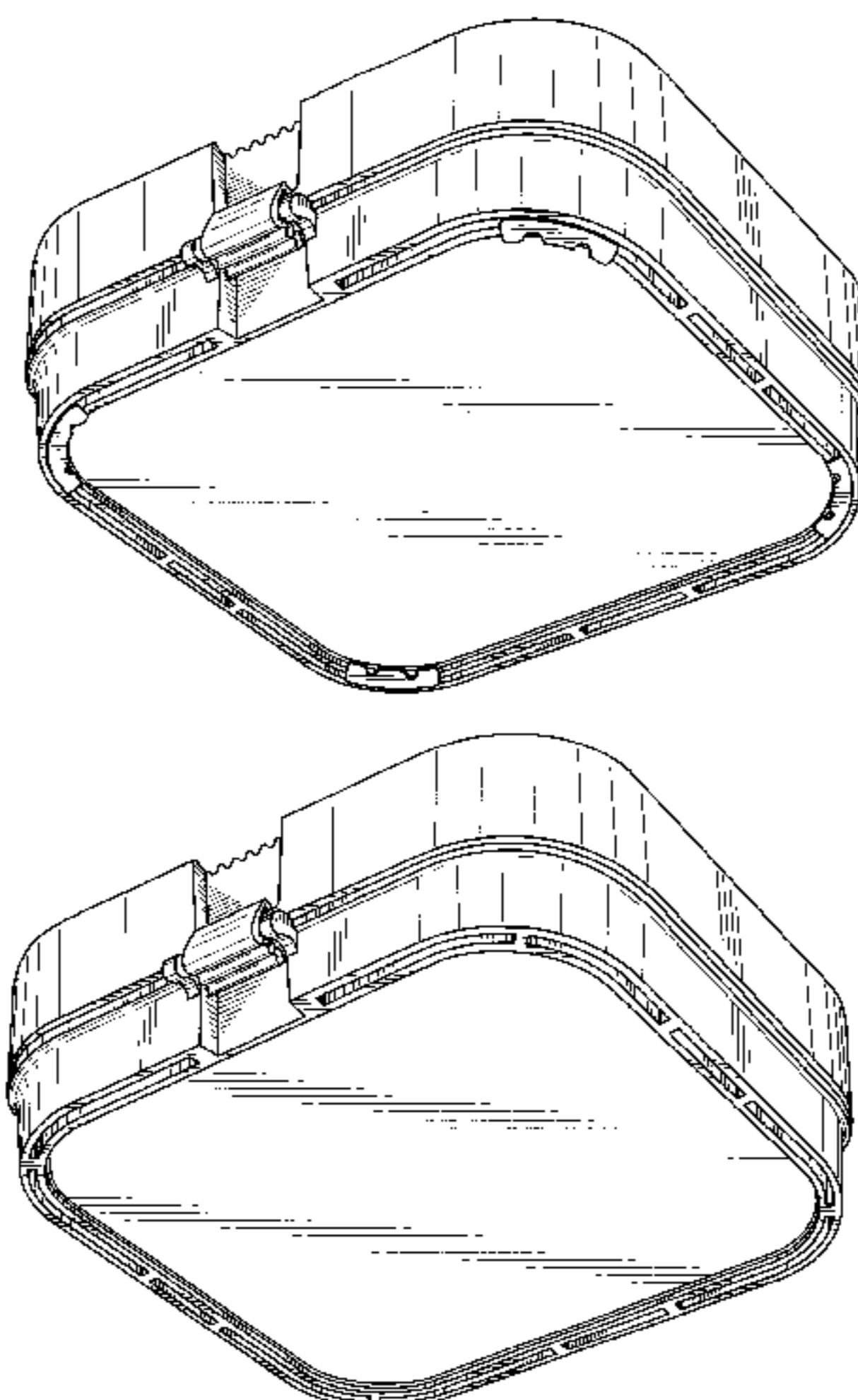
FIG. 11 is a left side elevational view of the luminaire illustrated in FIGS. 8-10;

FIG. 12 is a right side elevational view of the luminaire illustrated in FIGS. 8-11;

FIG. 13 is a top plan view of the luminaire illustrated in FIGS. 8-12; and,

FIG. 14 is a bottom plan view of the luminaire illustrated in FIGS. 8-13.

1 Claim, 8 Drawing Sheets



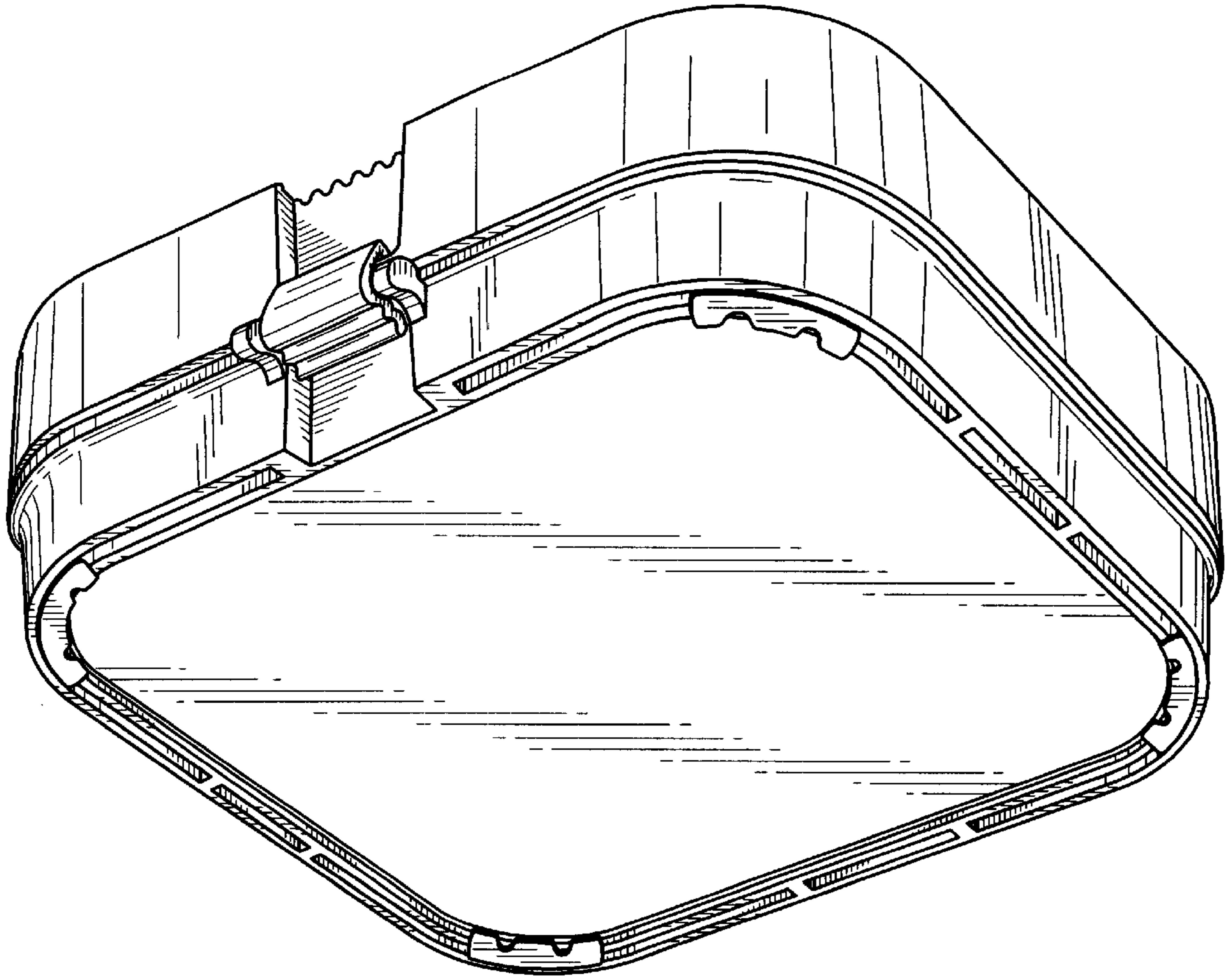


Fig. 1




Fig. 2




Fig. 3




Fig. 4




Fig. 5

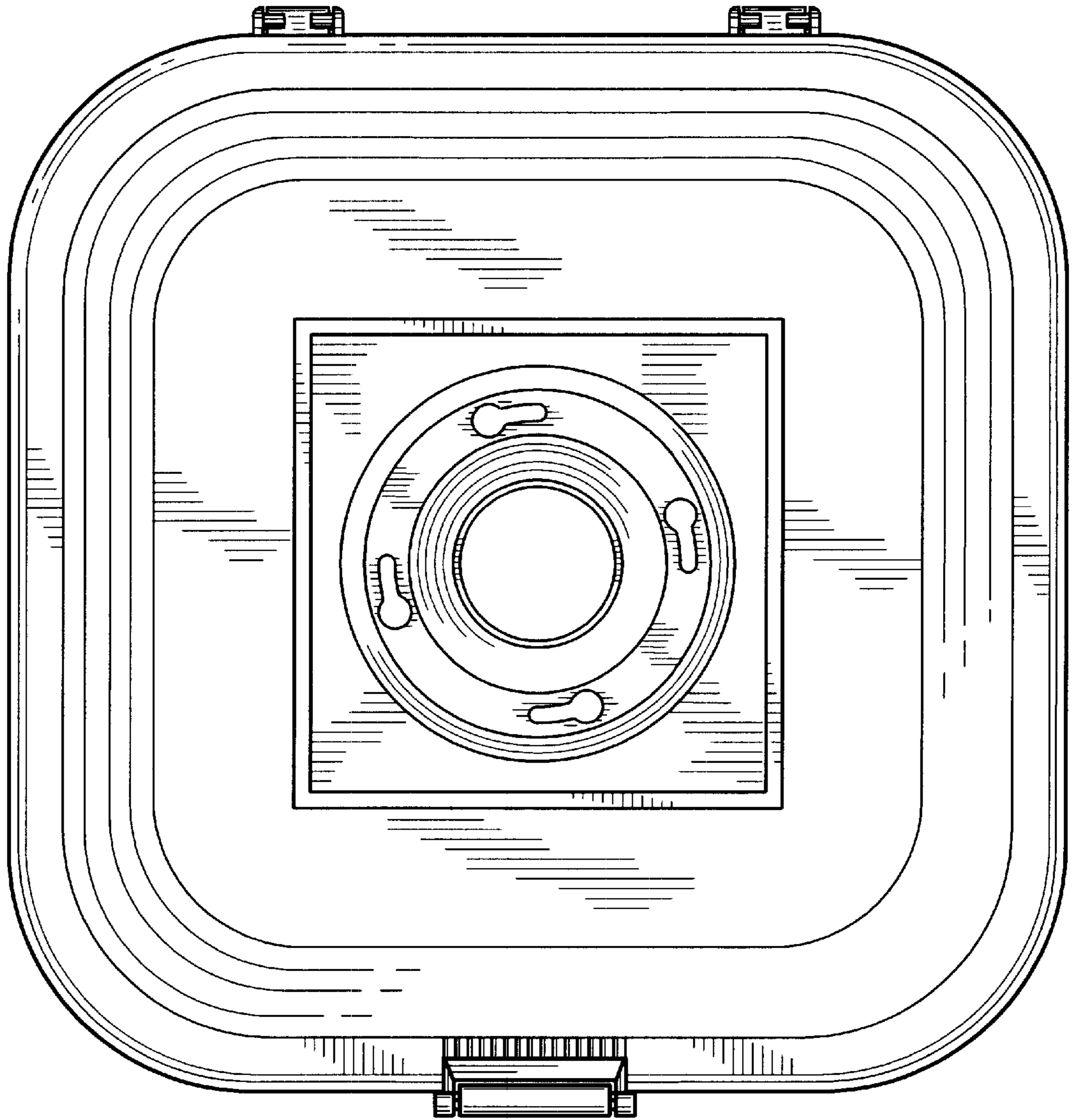


Fig. 6

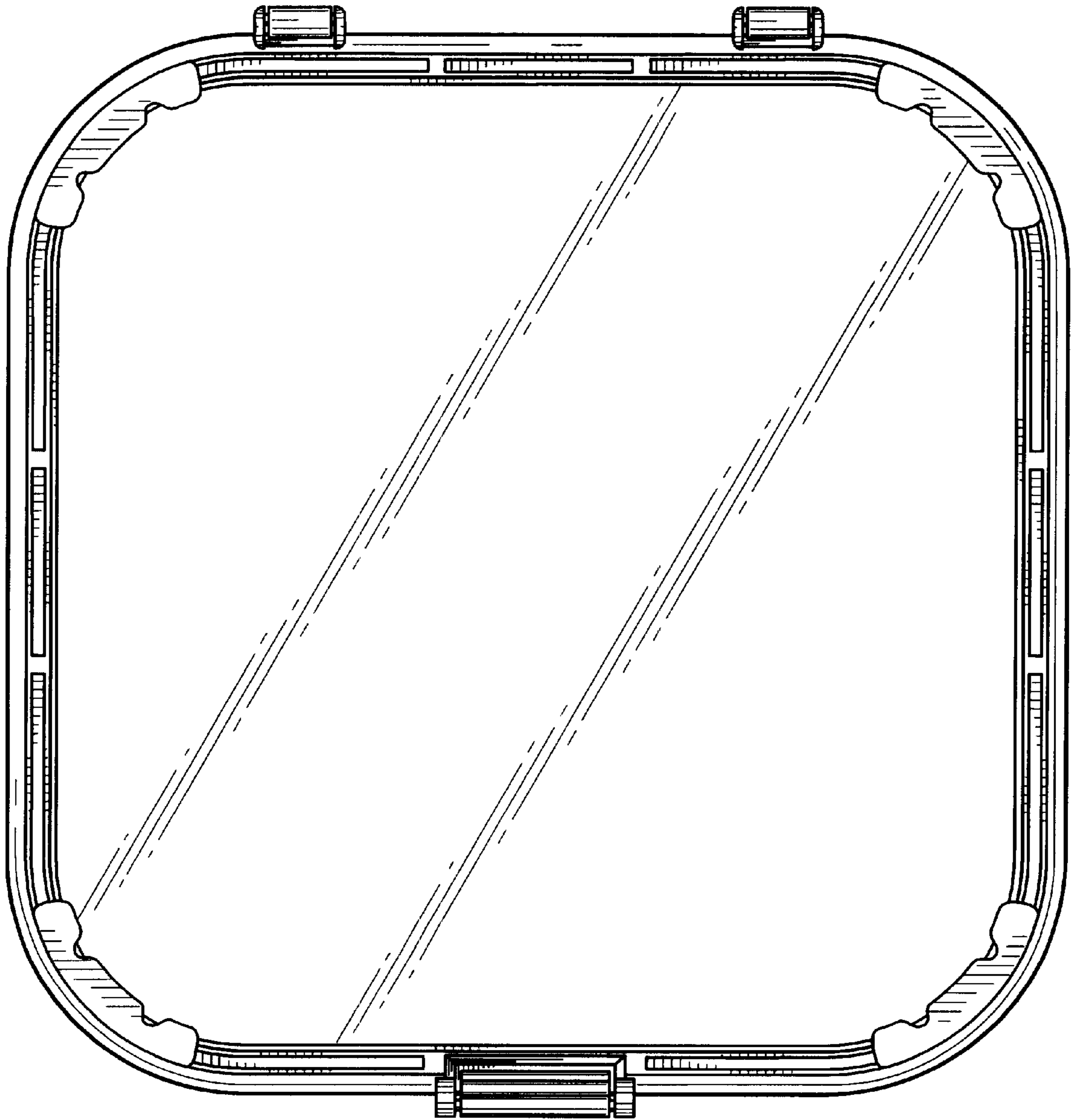


Fig. 7

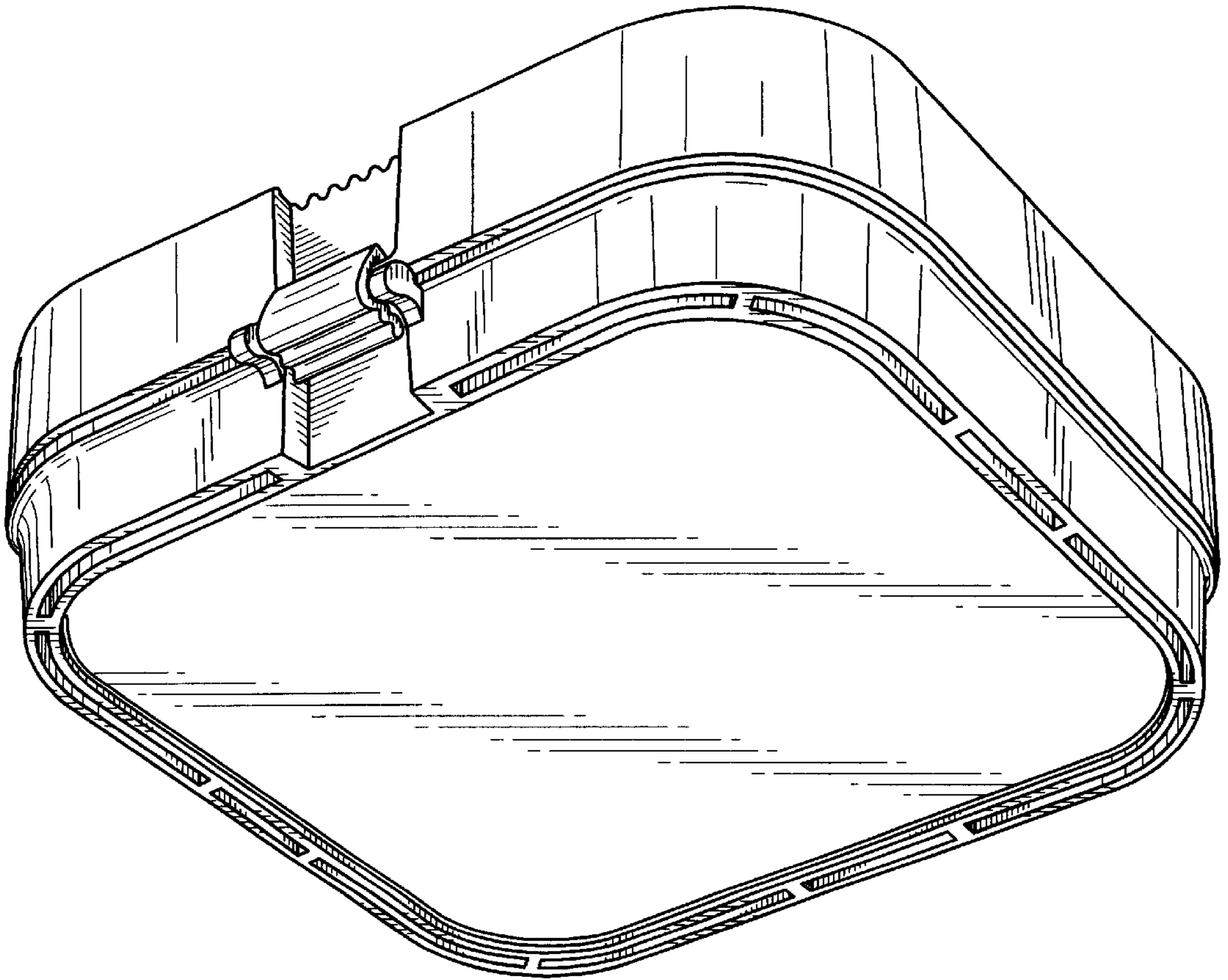


Fig. 8

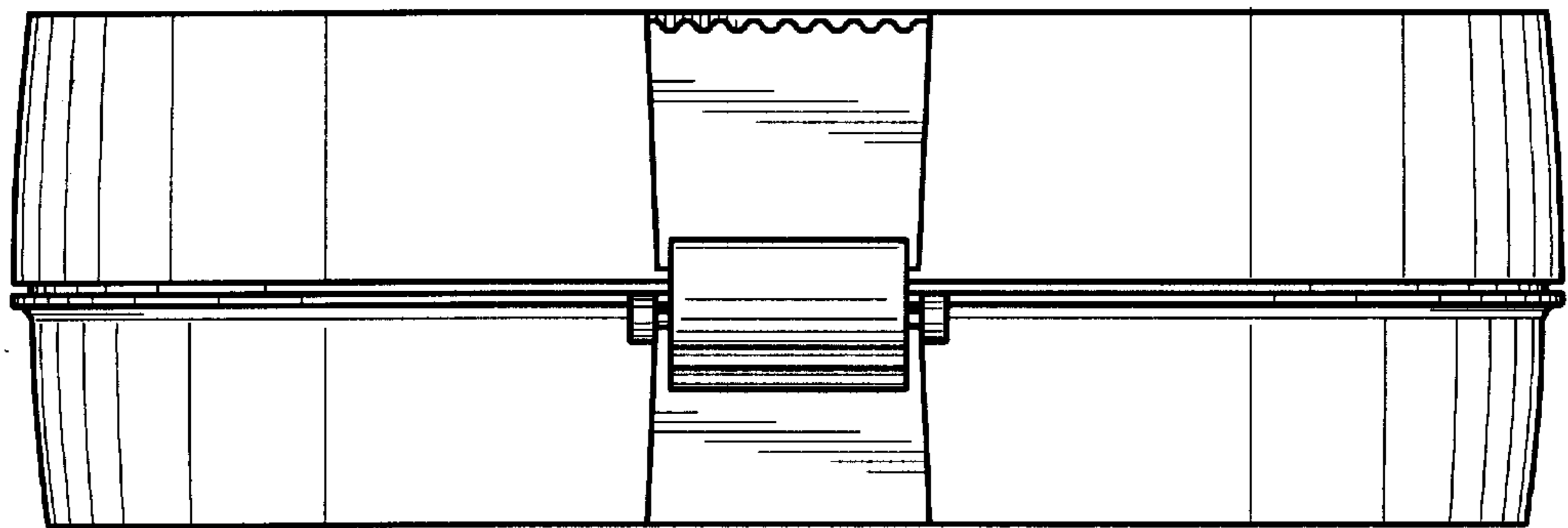


Fig. 9

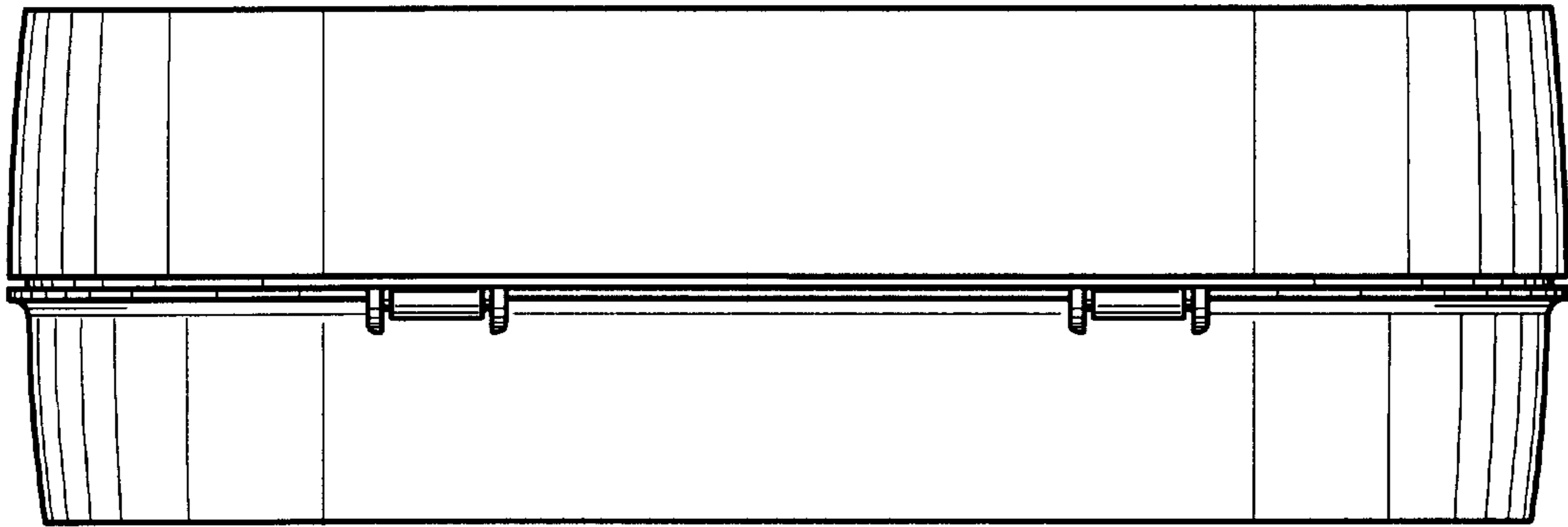


Fig. 10




Fig. 11




Fig. 12

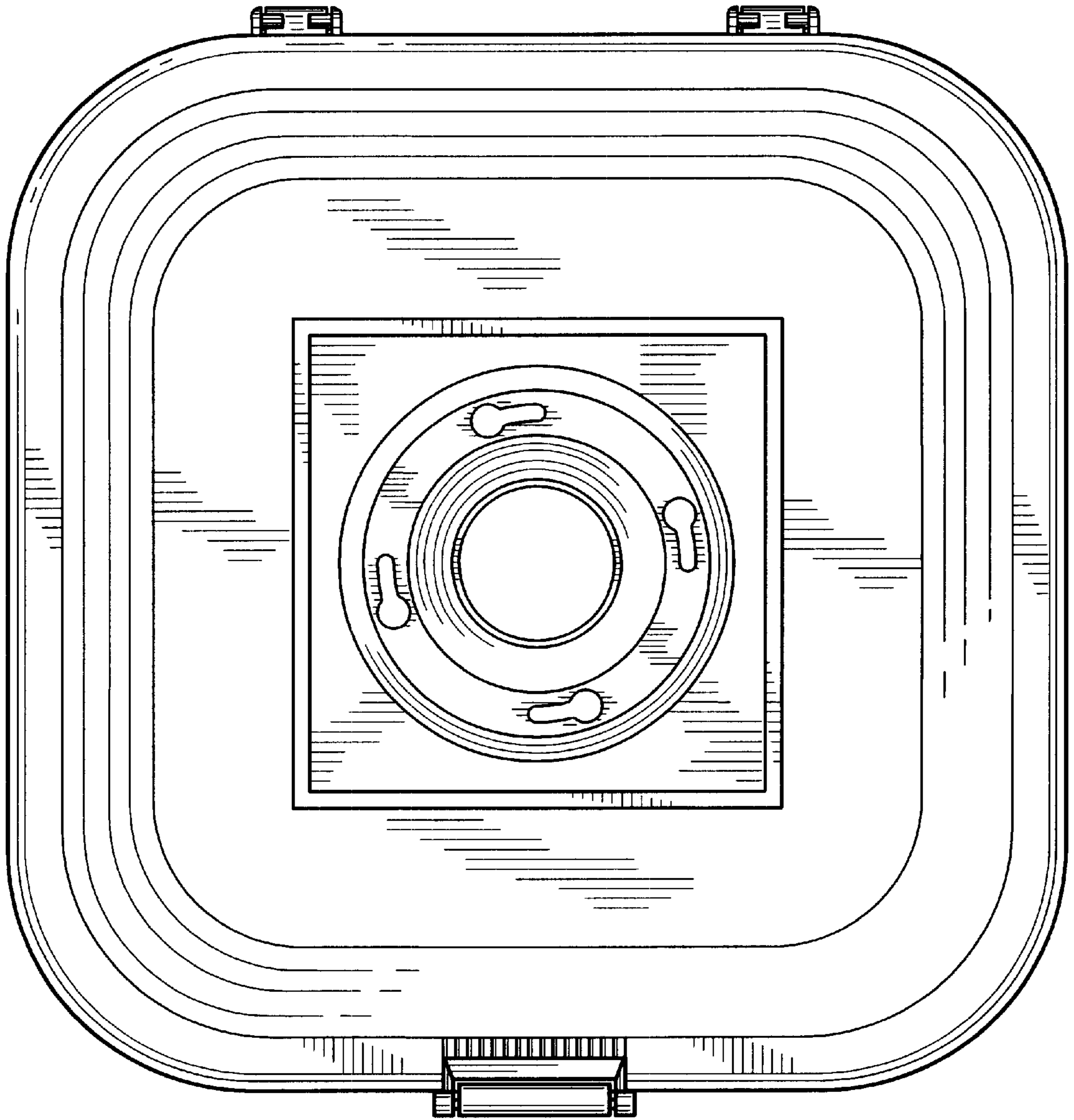


Fig. 13

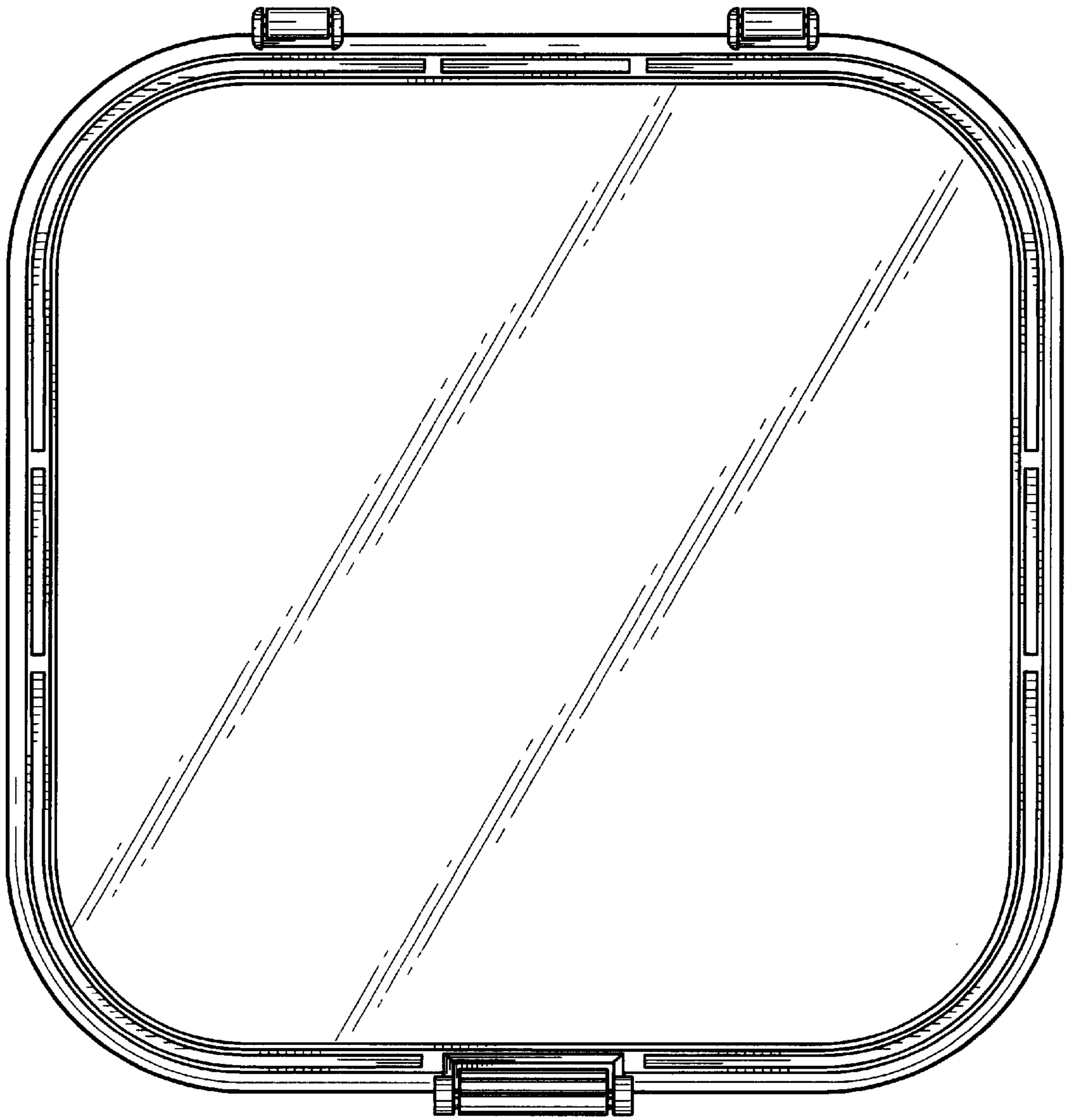


Fig. 14