



US00D477103S

(12) **United States Design Patent**
Yuen

(10) **Patent No.:** **US D477,103 S**

(45) **Date of Patent:** **** Jul. 8, 2003**

(54) **FLUORESCENT WORKING LIGHT**

(76) **Inventor:** **Se Kit Yuen**, 6/F, Yau Lee Centre, 45 Hoi Yuen Rd., Kwun Tong, Kowloon (HK)

(**) **Term:** **14 Years**

(21) **Appl. No.:** **29/167,356**

(22) **Filed:** **Sep. 13, 2002**

(51) **LOC (7) Cl.** **26-02**

(52) **U.S. Cl.** **D26/37**

(58) **Field of Search** D26/37-50; 362/157, 362/158, 171, 172, 173, 183-208

(56) **References Cited**

U.S. PATENT DOCUMENTS

D381,099 S	*	7/1997	Yuen	D26/37
D389,931 S	*	1/1998	Kovacik et al.	D26/37
D399,578 S	*	10/1998	Yuen	D26/37

* cited by examiner

Primary Examiner—Marcus A. Jackson

(74) *Attorney, Agent, or Firm*—Raymond Y. Chan; David and Raymond Patent Group


(57) **CLAIM**

The ornamental design for a fluorescent working light, as shown and described.

DESCRIPTION

FIG. 1 is a perspective view showing my new design, with the cord broken away to indicate indeterminate length; FIG. 2 is a front view thereof. FIG. 3 is a rear view thereof. FIG. 4 is a right end view thereof. FIG. 5 is a left end view thereof. FIG. 6 is a top view thereof; and, FIG. 7 is a bottom view thereof.

1 Claim, 7 Drawing Sheets






FIG. 1




FIG. 2




FIG. 3




FIG. 4




FIG. 5




FIG. 6




FIG. 7